

## Commercial 3/4" (19mm) Diameter, 1 1/2 and 2 Watt Wirewound Variable Resistors

### Features

- Inexpensive design
- Open construction
- Four mounting styles
- Incorporated fixed resistor available
- Available with nylon knob
- Interchangeable mounting with CTS Series 115 preset potentiometer
- RoHS compliant



## Electrical and Mechanical Specifications

### Resistance Range

1 ohm through 10K ohms (linear taper)

### Resistance Tolerance

Standard: ±20%

Special: ±5% or 10%

### Power Rating, Watts

2 watts @ 55°C derated to no load @ 105°C,  
mounted on steel panel

1.5 watts @ 55°C derated to no load @ 105°C,  
mounted on bakelite panel

### Voltage Rating

Determined by resistance value and wattage rating

### Resistance Taper

Standard: Linear taper only

### Minimum Resistance

At ends of rotation: 1% or 1 ohm, whichever is greater

### Resistance Taper

None

### Incorporated Fixed Resistor

A fixed resistor can be incorporated in the Series 110 at the end of CW or CCW rotation to a minimum of 10% of the total resistance. The rotation is shortened by an amount proportional to the ratio of the fixed resistor to the total resistance. Available at extra cost.

### Angle of Rotation

246° ± 5° without fixed resistor stop

### Resistor Adjustment

Standard Cross Slot: Provided in drive plate for screwdriver adjustment.

Special Molded Knob: Available at extra cost secured to drive plate cross slot.

### Mounting Types Available

Type 110: Solder or clinch-ear mounted

Type XPC - 110: Vertically mounted on printed circuit board

Type 111: Snap-in mounting

Type 112: Eyelet or rivet mounting

### Rotational Torque

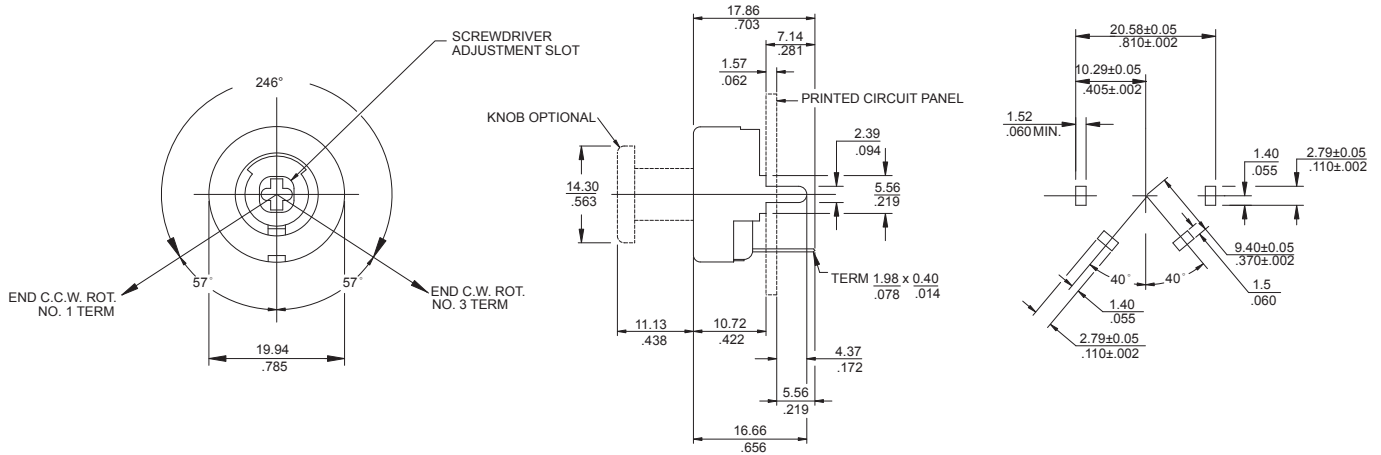
1/2 to 10 inch ounces (36 – 720 gf-cm)

### Terminals

Terminals at end of CW or CCW rotation may be omitted.

Refer to terminals on all types by numbers 1 and 3 as indicated on line drawings.

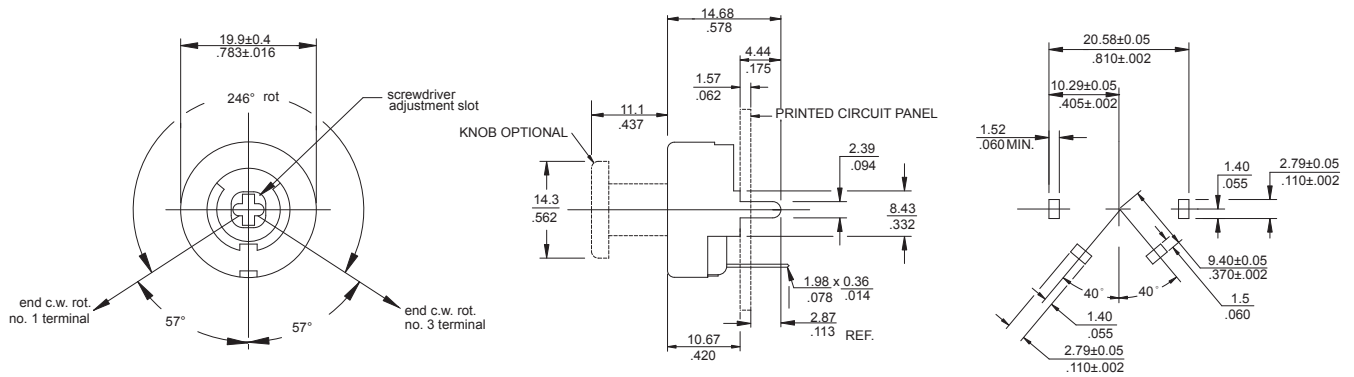
# Type 110, Solder or Clinch-Ear Mounted, Long Terminal Length



**U - Long Terminal Length**

DIMENSION:  $\frac{\text{mm}}{\text{INCH}}$

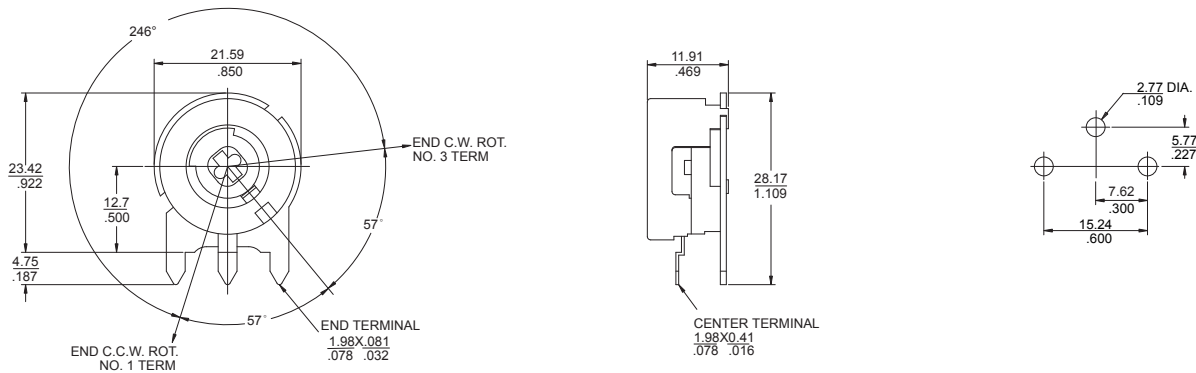
# TYPE M110, Solder Mounted, Medium Terminal Length



**M - Medium Terminal Length**

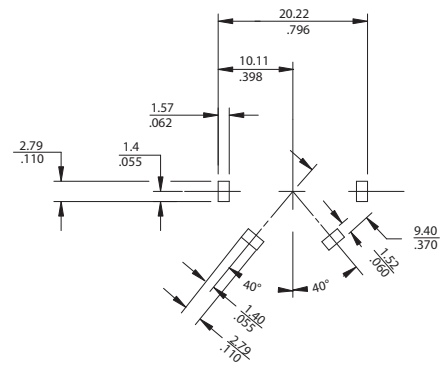
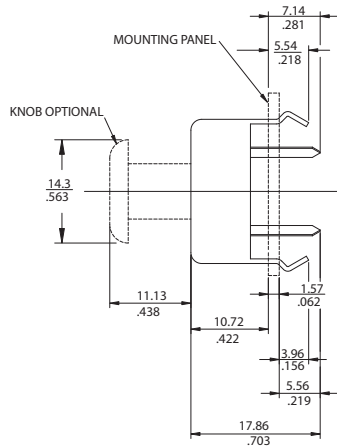
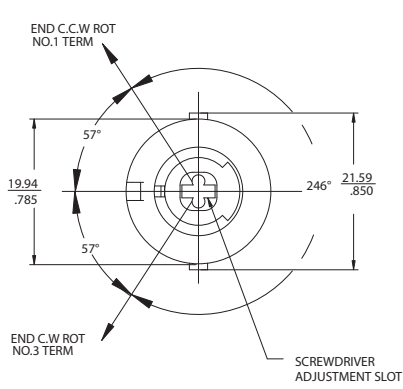
DIMENSION:  $\frac{\text{mm}}{\text{INCH}}$

# TYPE XPC110, Vertically Mounted



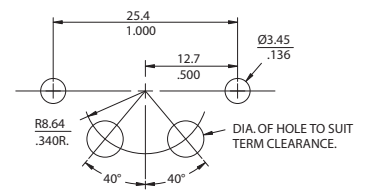
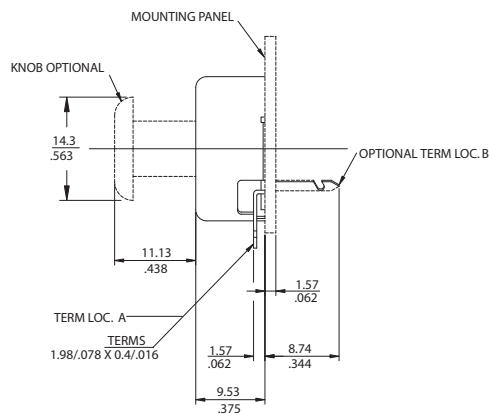
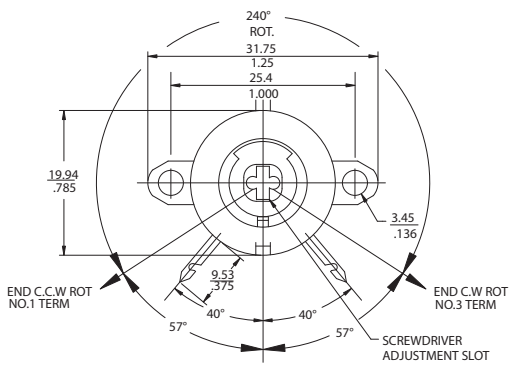
DIMENSION:  $\frac{\text{mm}}{\text{INCH}}$

## Type 111, Snap-In Mounted



DIMENSION:  $\frac{\text{mm}}{\text{INCH}}$

## Type 112, Eyelet or Rivet Mounted



DIMENSION:  $\frac{\text{mm}}{\text{INCH}}$

## Ordering Information

