



2SA1020

PNP SILICON TRANSISTOR

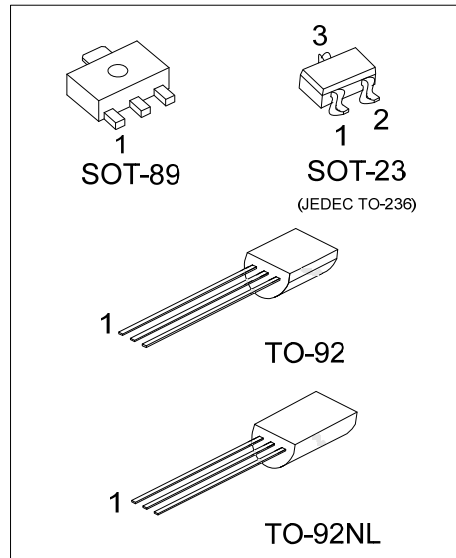
SILICON PNP EPITAXIAL TRANSISTOR

DESCRIPTION

The UTC **2SA1020** is designed for power amplifier and power switching applications.

FEATURES

- *Low collector saturation voltage:
 $V_{CE(SAT)} = -0.5V_{(MAX)}$ ($I_C = -1A$)
- *High speed switching time: $t_{STG} = 1.0\mu s$ (TYP)
- *Complement to UTC 2SC2655



ORDERING INFORMATION

Ordering Number		Package	Pin Assignment			Packing
Lead Free	Halogen Free		1	2	3	
2SA1020L-x-AE3-R	2SA1020G-x-AE3-R	SOT-23	B	E	C	Tape Reel
2SA1020L-x-AB3-R	2SA1020G-x-AB3-R	SOT-89	B	C	E	Tape Reel
2SA1020L-x-T92-B	2SA1020G-x-T92-B	TO-92	E	B	C	Tape Box
2SA1020L-x-T92-K	2SA1020G-x-T92-K	TO-92	E	B	C	Bulk
2SA1020L-x-T9N-B	2SA1020G-x-T9N-B	TO-92NL	E	C	B	Tape Box
2SA1020L-x-T9N-K	2SA1020G-x-T9N-K	TO-92NL	E	C	B	Bulk

Note: Pin Assignment: B: Base E: Emitter C: Collector

<p>2SA1020G-x-AE3-R</p> <p>(1) Packing Type (2) Package Type (3) Rank (4) Green Package</p>	<p>(1) B: Tape Box, K: Bulk, R: Tape Reel (2) AE3: SOT-23, AB3: SOT-89, T92: TO-92, T9N: TO-92NL (3) x: refer to Classification of h_{FE1} (4) G: Halogen Free and Lead Free, L: Lead Free</p>
--	--

MARKING

SOT-89	SOT-23
<p>Date Code 2SA1020 L: Lead Free G: Halogen Free</p>	<p>A10 L: Lead Free G: Halogen Free</p>
TO-92	TO-92NL
<p>UTC A1020 L: Lead Free G: Halogen Free Date Code</p>	<p>UTC 2SA1020 L: Lead Free G: Halogen Free Date Code</p>

2SA1020

PNP SILICON TRANSISTOR

■ ABSOLUTE MAXIMUM RATINGS ($T_A=25^\circ\text{C}$, unless otherwise specified)

PARAMETER		SYMBOL	RATINGS	UNIT
Collector-Base Voltage		V_{CBO}	-50	V
Collector-Emitter Voltage		V_{CEO}	-50	V
Emitter-Base Voltage		V_{EBO}	-5	V
Collector Current		I_C	-2	A
Collector Power Dissipation	SOT-23	P_C	300	mW
	SOT-89		500	mW
	TO-92		900	mW
	TO-92NL			
Junction Temperature		T_J	+150	$^\circ\text{C}$
Storage Temperature		T_{STG}	-55 ~ +150	$^\circ\text{C}$

Note: Absolute maximum ratings are those values beyond which the device could be permanently damaged. Absolute maximum ratings are stress ratings only and functional device operation is not implied.

■ THERMAL DATA

PARAMETER		SYMBOL	RATINGS	UNIT
Junction to Ambient	SOT-23	θ_{JA}	417	$^\circ\text{C/W}$
	SOT-89		250	
	TO-92		125	
	TO-92NL			
Junction to Case	SOT-23	θ_{JC}	208.3	$^\circ\text{C/W}$
	SOT-89		156.3	
	TO-92		83.3	
	TO-92NL			

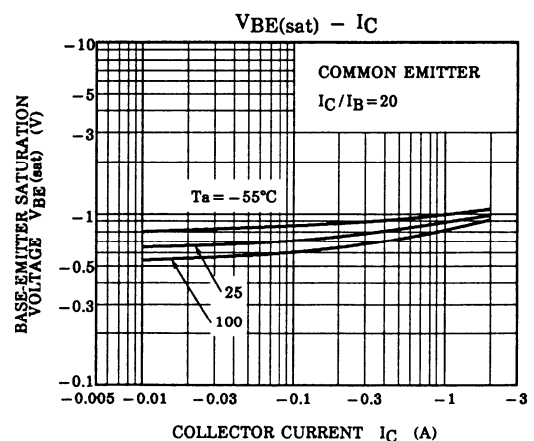
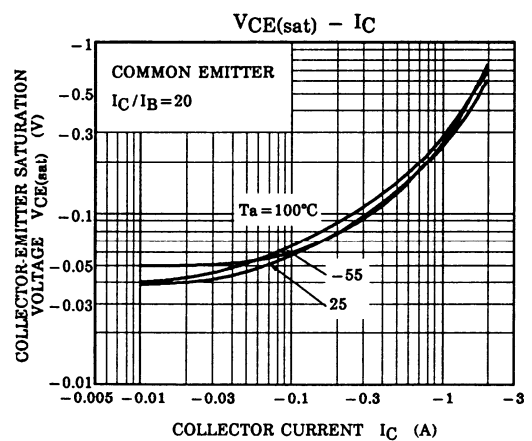
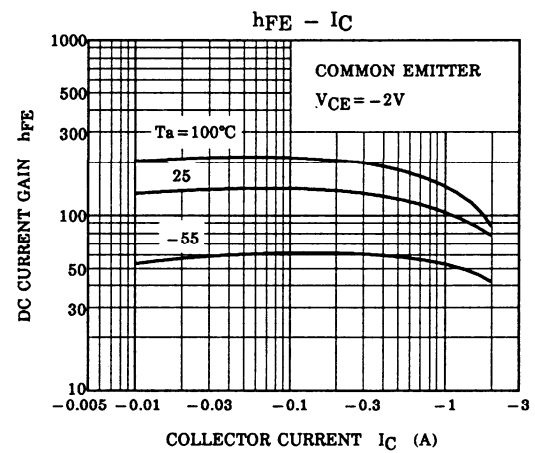
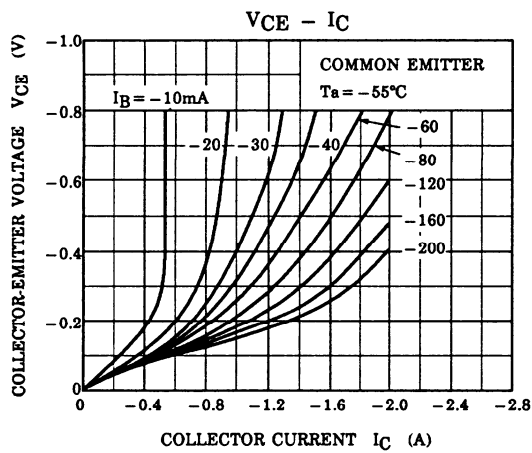
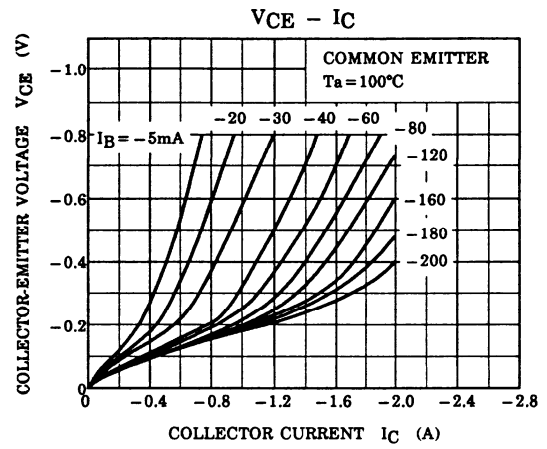
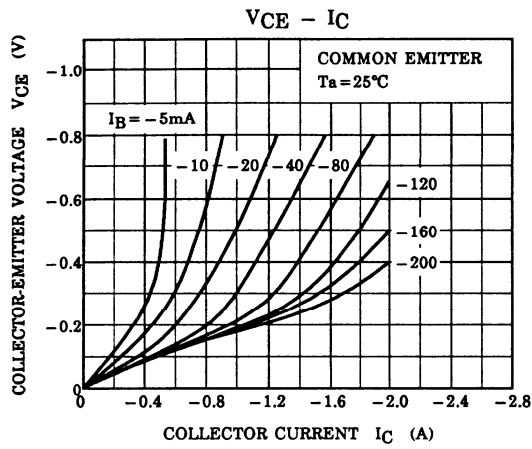
■ ELECTRICAL CHARACTERISTICS ($T_A=25^\circ\text{C}$, unless otherwise specified)

PARAMETER		SYMBOL	TEST CONDITIONS	MIN	TYP	MAX	UNIT
Collector to Emitter Breakdown Voltage		BV_{CEO}	$I_C=-10\text{mA}$, $I_B=0$	-50			V
Collector Cut-off Current		I_{CBO}	$V_{CB}=-50\text{V}$, $I_E=0$			-1.0	μA
Emitter Cut-off Current		I_{EBO}	$V_{EB}=-5\text{V}$, $I_C=0$			-1.0	μA
DC Current Gain		h_{FE1}	$V_{CE}=-2\text{V}$, $I_C=-0.5\text{A}$	70		240	
		h_{FE2}	$V_{CE}=-2\text{V}$, $I_C=-1.5\text{A}$	40			
Collector to Emitter Saturation Voltage		$V_{CE(SAT)}$	$I_C=-1\text{A}$, $I_B=-0.05\text{A}$			-0.5	V
Base to Emitter Saturation Voltage		$V_{BE(SAT)}$	$I_C=-1\text{A}$, $I_B=-0.05\text{A}$			-1.2	V
Transition Frequency		f_T	$V_{CE}=-2\text{V}$, $I_C=-0.5\text{A}$		100		MHz
Collector Output Capacitance		C_{OB}	$V_{CB}=-10\text{V}$, $I_E=0$, $f=1\text{MHz}$		40		pF
Switching Time	Turn-on Time	t_{ON}			0.1		μs
	Storage Time	t_{STG}			1.0		μs
	Fall Time	t_F				0.1	

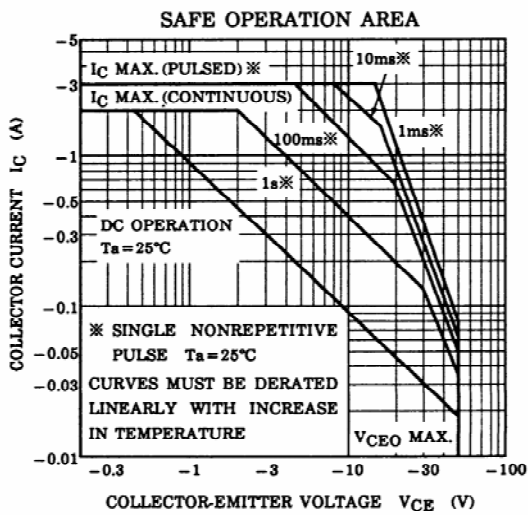
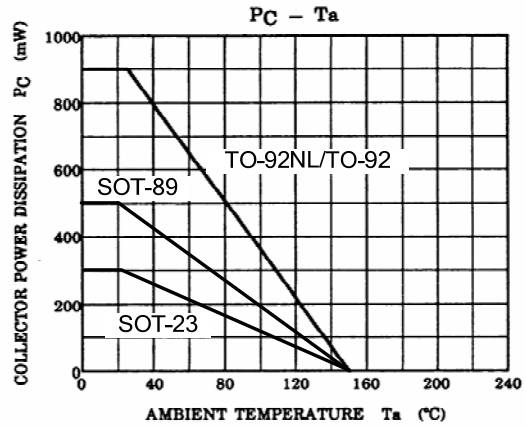
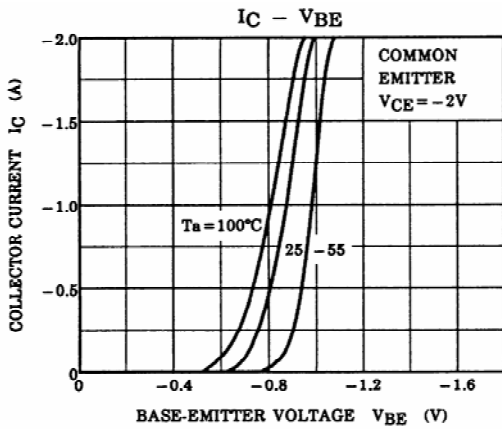
■ CLASSIFICATION OF h_{FE1}

RANK	O	Y
RANGE	70 - 140	120 - 240

TYPICAL CHARACTERISTICS



■ TYPICAL CHARACTERISTICS (Cont.)



UTC assumes no responsibility for equipment failures that result from using products at values that exceed, even momentarily, rated values (such as maximum ratings, operating condition ranges, or other parameters) listed in products specifications of any and all UTC products described or contained herein. UTC products are not designed for use in life support appliances, devices or systems where malfunction of these products can be reasonably expected to result in personal injury. Reproduction in whole or in part is prohibited without the prior written consent of the copyright owner. UTC reserves the right to make changes to information published in this document, including without limitation specifications and product descriptions, at any time and without notice. This document supersedes and replaces all information supplied prior to the publication hereof.