


1HL Detector Switches

深圳市英瑞尔电子科技有限公司

Type: **ESE18**



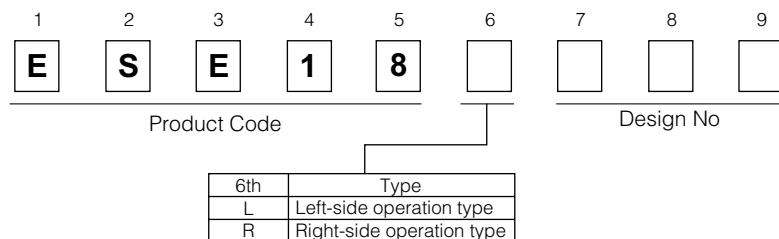
■ Features

- Thin body: 1.2 mm
- Circuit type: Normally-open and normally-closed types are available.
- Travel: Standard stroke type: 1.5 mm
Long stroke type: 2.15 mm
- Surface mounted type: Packed with embossed tape. Supports reflow soldering.

■ Recommended Applications

- Detection of media in portable electronic equipment (Mobile phones/CD-ROM/DVD players, Digital still cameras)

■ Explanation of Part Numbers



■ Specifications

Rating	50 μ A 3 Vdc to 10 mA 5 Vdc (Resistive load)						
Contact Resistance	500 m Ω max. (Initial)						
Insulation Resistance	100 M Ω min. (100 Vdc)						
Dielectric Withstanding Voltage	100 Vac for 1 minute						
Operating Force	300 mN max.						
Mounting Height	1.2 mm						
Poles and Throws	1-pole 1-throw						
Full Travel (Pushing distance)	<table style="width: 100%; border: none;"> <tr> <td style="width: 50%; border: none;">· Standard stroke type</td> <td style="width: 50%; border: none;">· Long stroke type</td> </tr> <tr> <td style="border: none;">With boss : 1.4 mm (1.5 mm)</td> <td style="border: none;">With boss : 1.4 mm (2.15 mm)</td> </tr> <tr> <td style="border: none;">Without boss : 2.1 mm (1.5 mm)</td> <td style="border: none;">Without boss : 2.1 mm (2.15 mm)</td> </tr> </table>	· Standard stroke type	· Long stroke type	With boss : 1.4 mm (1.5 mm)	With boss : 1.4 mm (2.15 mm)	Without boss : 2.1 mm (1.5 mm)	Without boss : 2.1 mm (2.15 mm)
· Standard stroke type	· Long stroke type						
With boss : 1.4 mm (1.5 mm)	With boss : 1.4 mm (2.15 mm)						
Without boss : 2.1 mm (1.5 mm)	Without boss : 2.1 mm (2.15 mm)						
Operating Life	50000 cycles min.						
Temperature Range	-10 °C to +60 °C						
Heat Resistance	+70 °C for 96 hours						
Low Temperature Resistance	-25 °C for 96 hours						
Humidity Resistance	+40 °C 90 % to 95 % RH for 96 hours						
Minimum Quantity/Packing Unit	5000 pcs. Embossed Taping (Reel Pack)						
Quantity/Carton	30000 pcs.						

Design and specifications are each subject to change without notice. Ask factory for the current technical specifications before purchase and/or use. Should a safety concern arise regarding this product, please be sure to contact us immediately.

Dimensions in mm (not to scale) 深圳市英瑞尔电子科技有限公司

<p>No. 1</p> <p>Standard stroke type ESE18L J-bent terminals 1-pole 1-throw</p> <p>Normal open with Boss ESE18L11B</p> <p>Normal open without Boss ESE18L11A</p> <p>Normal closed with Boss ESE18L61B</p> <p>Normal closed without Boss ESE18L61A</p>		<p>PWB mounting hole for reference (Pitch tolerance: ±0.05)</p>
<p>No. 2</p> <p>Standard stroke type ESE18L Straight terminals 1-pole 1-throw</p> <p>Normal open with Boss ESE18L11D</p> <p>Normal open without Boss ESE18L11C</p> <p>Normal closed with Boss ESE18L61D</p> <p>Normal closed without Boss ESE18L61C</p>		<p>PWB mounting hole for reference (Pitch tolerance: ±0.05)</p>
<p>No. 3</p> <p>Long stroke type ESE18L J-bent terminals 1-pole 1-throw</p> <p>Normal open with Boss ESE18L12B</p> <p>Normal open without Boss ESE18L12A</p> <p>Normal closed with Boss ESE18L62B</p> <p>Normal closed without Boss ESE18L62A</p>		<p>PWB mounting hole for reference (Pitch tolerance: ±0.05)</p>

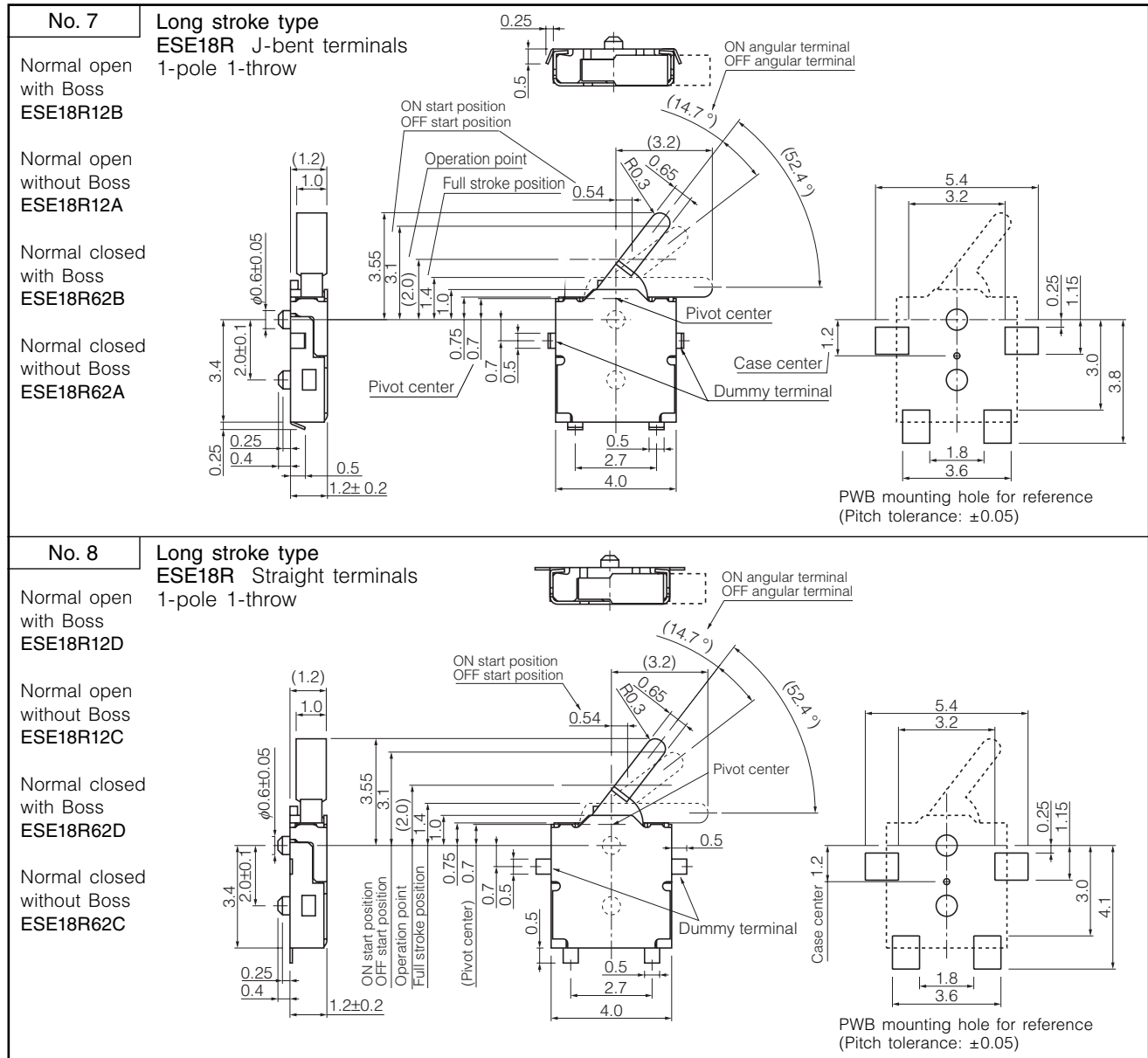
Design and specifications are each subject to change without notice. Ask factory for the current technical specifications before purchase and/or use. Should a safety concern arise regarding this product, please be sure to contact us immediately. 00 Oct. 2012

■ Dimensions in mm (not to scale) 深圳市英瑞尔电子科技有限公司

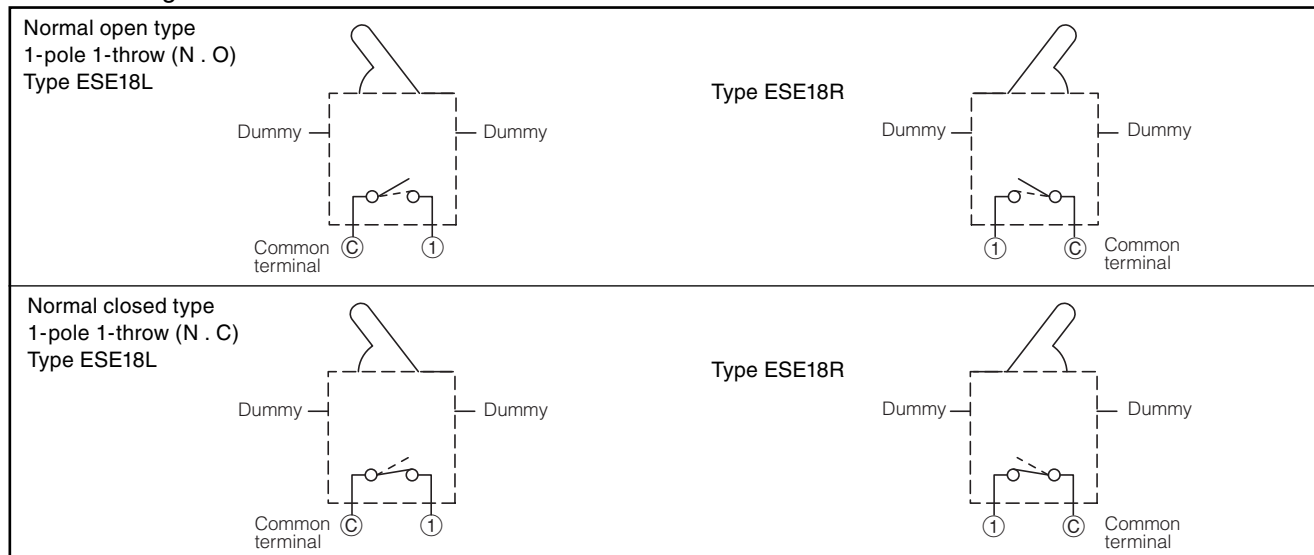
<p>No. 4</p> <p>Long stroke type ESE18L Straight terminals 1-pole 1-throw</p> <p>Normal open with Boss ESE18L12D</p> <p>Normal open without Boss ESE18L12C</p> <p>Normal closed with Boss ESE18L62D</p> <p>Normal closed without Boss ESE18L62C</p>		<p>PWB mounting hole for reference (Pitch tolerance: ±0.05)</p>
<p>No. 5</p> <p>Standard stroke type ESE18R J-bent terminals 1-pole 1-throw</p> <p>Normal open with Boss ESE18R11B</p> <p>Normal open without Boss ESE18R11A</p> <p>Normal closed with Boss ESE18R61B</p> <p>Normal closed without Boss ESE18R61A</p>		<p>PWB mounting hole for reference (Pitch tolerance: ±0.05)</p>
<p>No. 6</p> <p>Standard stroke type ESE18R Straight terminals 1-pole 1-throw</p> <p>Normal open with Boss ESE18R11D</p> <p>Normal open without Boss ESE18R11C</p> <p>Normal closed with Boss ESE18R61D</p> <p>Normal closed without Boss ESE18R61C</p>		<p>PWB mounting hole for reference (Pitch tolerance: ±0.05)</p>

Design and specifications are each subject to change without notice. Ask factory for the current technical specifications before purchase and/or use. Should a safety concern arise regarding this product, please be sure to contact us immediately.

■ Dimensions in mm (not to scale) 深圳市英瑞尔电子科技有限公司



■ Circuit Diagram



Design and specifications are each subject to change without notice. Ask factory for the current technical specifications before purchase and/or use. Should a safety concern arise regarding this product, please be sure to contact us immediately.

■ Packaging Specifications 深圳市英瑞尔电子科技有限公司
Standard Reel Dimensions in mm (not to scale)

