


## High Q/SRF, Low Value Chip Inductors



### FEATURES

- High reliability
- Surface mountable
- High self-resonant frequency
- 2 % tolerance available
- Temperature range: - 40 °C to + 125 °C (no load)  
- 40 °C to + 85 °C (full rated current)
- Lead (Pb)-free terminations and RoHS compliant



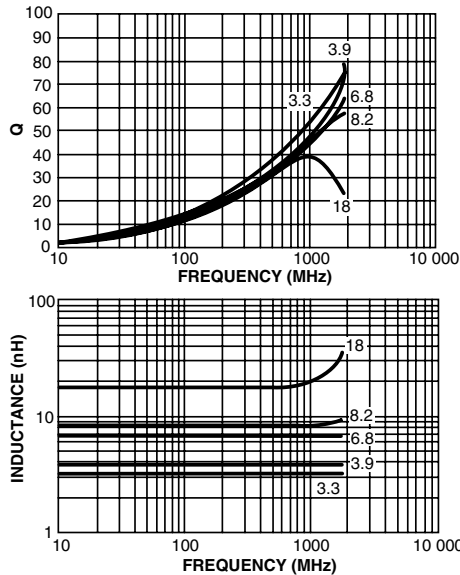
**RoHS**  
COMPLIANT

### STANDARD ELECTRICAL SPECIFICATIONS

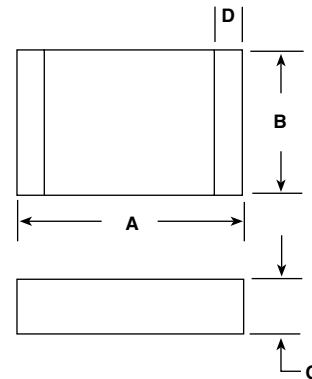
MODEL	L 100 MHz (nH)	L TOL.	Q 100 MHz (Typ.)	Q 800 MHz (Typ.)	Q 1700 MHz (Typ.)	SRF MHz (Typ.)	DCR Ohms (Max.)	RATED DC CURRENT (mA)	
IFC-0603	1.5	0.3 nH	11	38	42	> 15 000	0.06	1000	
	1.8	0.3 nH	10	35	50	> 15 000	0.06	1000	
	2.2	0.3 nH	10	40	47	14 000	0.08	1000	
	2.7	0.3 nH	10	38	51	13 000	0.12	1000	
	3.3	5 %	10	41	53	10 000	0.15	1000	
	3.9	5 %	10	36	51	8000	0.20	500	
	4.7	5 %	10	38	55	7000	0.21	500	
	5.6	5 %	10	38	48	5100	0.29	500	
	6.8	5 %	10	38	47	4900	0.32	500	
	8.2	5 %	10	38	58	3700	0.35	500	
	10	5 %	10	34	40	3600	0.42	500	
	12	5 %	10	36	45	3200	0.50	500	
	15	5 %	10	32	24	2600	0.60	400	
	18	5 %	10 %	11	30	23	2500	0.75	400

L, Q, SRF measured on HP-4291A and HP-8753D

### PERFORMANCE GRAPHS: INDUCTANCE AND Q VS FREQUENCY



### DIMENSIONS in inches [millimeters]

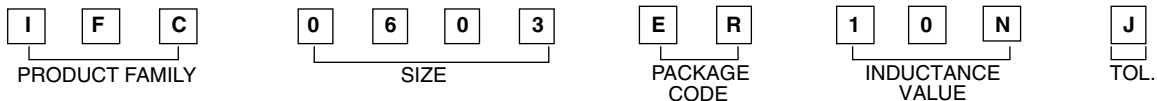


MODEL	A	B	C	D
IFC-0603	0.063 ± 0.004 [1.60 ± 0.1]	0.031 ± 0.004 [0.80 ± 0.1]	0.020 ± 0.004 [0.50 ± 0.1]	0.015 Max. [0.38 Max.]

### DESCRIPTION

IFC-0603 MODEL	10 nH INDUCTANCE VALUE	± 5 % INDUCTANCE TOLERANCE	ER PACKAGE CODE	e3 JEDEC LEAD (Pb)-FREE STANDARD
-------------------	------------------------------	----------------------------------	-----------------------	--

### GLOBAL PART NUMBER





## Notice

Specifications of the products displayed herein are subject to change without notice. Vishay Intertechnology, Inc., or anyone on its behalf, assumes no responsibility or liability for any errors or inaccuracies.

Information contained herein is intended to provide a product description only. No license, express or implied, by estoppel or otherwise, to any intellectual property rights is granted by this document. Except as provided in Vishay's terms and conditions of sale for such products, Vishay assumes no liability whatsoever, and disclaims any express or implied warranty, relating to sale and/or use of Vishay products including liability or warranties relating to fitness for a particular purpose, merchantability, or infringement of any patent, copyright, or other intellectual property right.

The products shown herein are not designed for use in medical, life-saving, or life-sustaining applications. Customers using or selling these products for use in such applications do so at their own risk and agree to fully indemnify Vishay for any damages resulting from such improper use or sale.

# XMJ Electronics

Authorized Distributor

Click to View Pricing, Inventory, Delivery & Lifecycle Information:

## Vishay:

[IFC0603NC5N6K](#) [IFC0603ER12NJ](#) [IFC0603ER1N8S](#) [IFC0603ER1N5S](#) [IFC0603ER10NJ](#) [IFC0603ER18NJ](#)  
[IFC0603ER6N8J](#) [IFC0603NC8N2J](#) [IFC0603NC12NJ](#) [IFC0603ER8N2J](#) [IFC0603NC3N9K](#) [IFC0603NC3N3K](#)  
[IFC0603NC4N7K](#) [IFC0603ER2N2S](#) [IFC0603ER2N7S](#) [IFC0603NC6N8J](#) [IFC0603NC18NJ](#) [IFC0603NC2N2S](#)  
[IFC0603NC2N7S](#) [IFC0603ER15NJ](#) [IFC0603NC10NJ](#) [IFC0603NC1N5S](#) [IFC0603NC1N8S](#) [IFC0805ER12NJ](#)  
[IFC0603ER4N7K](#) [IFC0603ER3N9K](#) [IFC0603ER3N3K](#) [IFC0603ER5N6K](#) [IFC0603ER3N9J](#) [IFC0603ER4N7J](#)