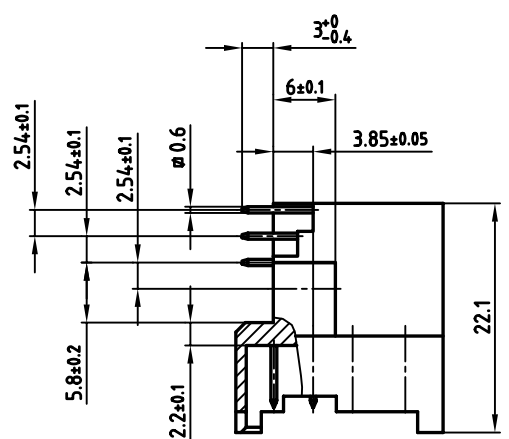
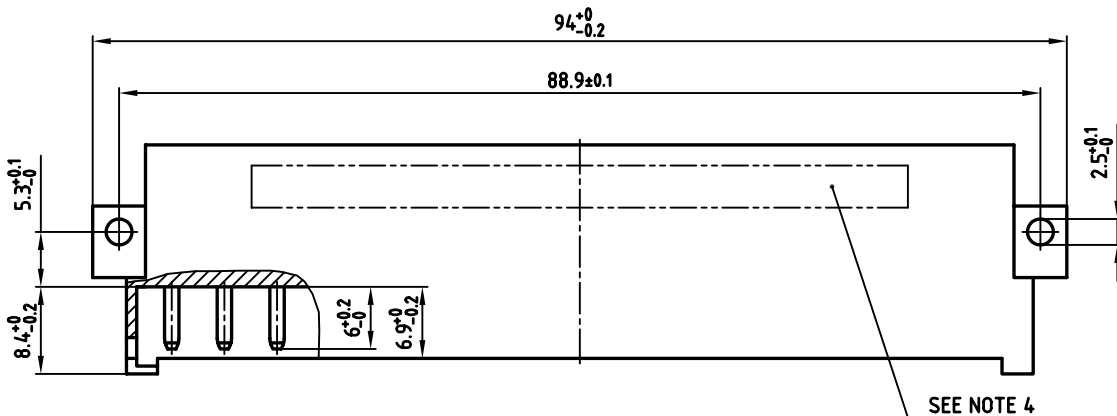
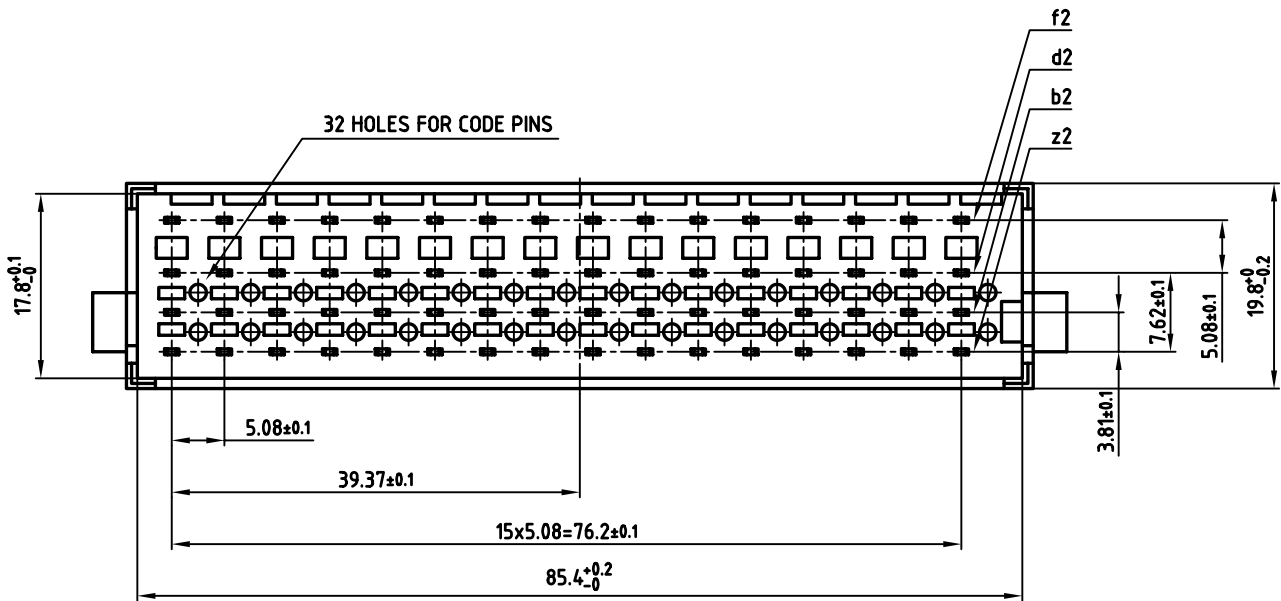


used for: DIN EN 60603



NOTES:

- (c) (b) 1. INSULATOR: mod. PS + GF, UL94-V-0, NATURE
- 2. CONTACTS: COPPER ALLOY
PLATING: 8 μ " HARD GOLD OVER min. 50 μ " NICKEL
- 3. P.C.B. HOLE DRILLINGS ON SHEET 2
- 4. CONNECTOR IS PART MARKED: 121A10789X CONEC Y/W/W



APPROVAL # FREIGABE # DEBLOCAGE # AUTORIZACION # APPROVAL

CUSTOMER APPROVAL DATE:

NAME: TITLE:

COMPANY NAME:

APPROVAL # FREIGABE # DEBLOCAGE # AUTORIZACION # APPROVAL

THIS DRAWING MAY NOT BE COPIED OR REPRODUCED IN ANY WAY, AND MAY NOT BE PASSED ON TO A THIRD PARTY, WITHOUT WRITTEN PERMISSION. OWNERSHIP AND COPYRIGHT OF CONEC GMBH DO NOT ALTER CAD DRAWING BY HAND

rev.	description	date	name
1 x c	Ä 1922	12.01.2004	Schmidt
1 x b	Ä 1883	17.11.2003	Schmidt

tolerance	dim. in mm
2003	date
drawn	03.06. Lehmenkühler
appd.	03.06. Kühle
norm	DIN EN 60603
d-old	

scale: 2:1

material: SEE NOTES

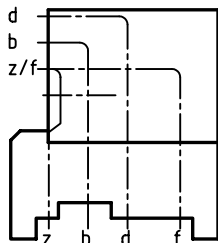
title: MALE CONNECTOR TYPE "G"
64pos. ANGLED

dwg no: AutoCAD 2000 DIN-A

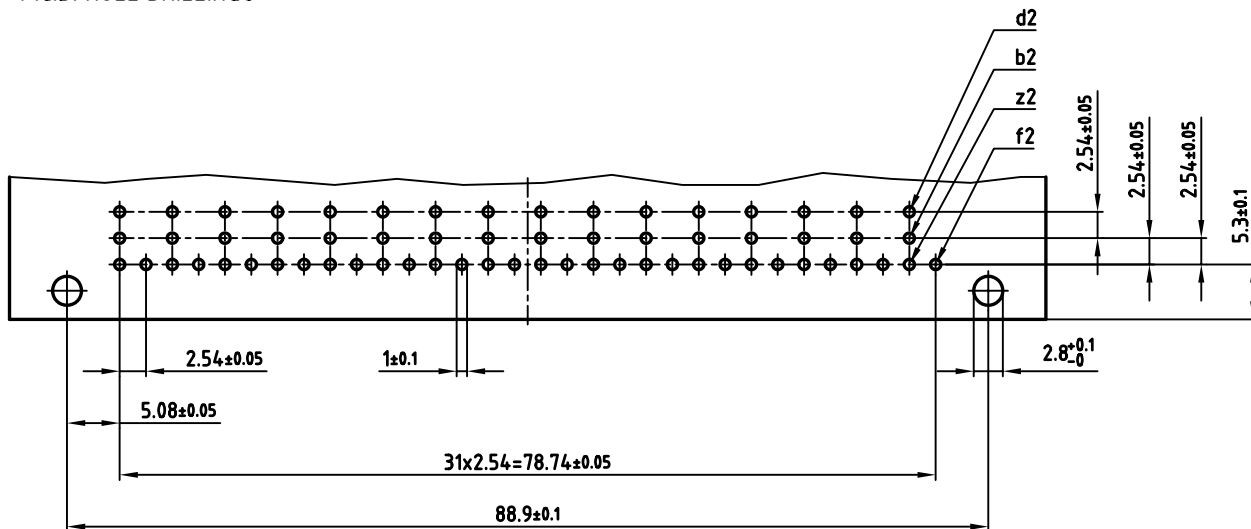
12K1A254 3

part no: 121A10789X sh:1/2

ASSEMBLY CONFIGURATION



P.C.B. HOLE DRILLINGS



APPROVAL * FREIGABE * DEBLOCAGE * AUTORIZACION * APPROVAL

CUSTOMER APPROVAL DATE:

NAME: TITLE:

COMPANY NAME:

APPROVAL * FREIGABE * DEBLOCAGE * AUTORIZACION * APPROVAL

THIS DRAWING MAY NOT BE COPIED OR REPRODUCED IN ANY WAY, AND MAY NOT BE PASSED ON TO A THIRD PARTY, WITHOUT WRITTEN PERMISSION. OWNERSHIP AND COPYRIGHT OF CONEC GmbH. DO NOT ALTER CAD DRAWING BY HAND

rev.	description	date	name

tolerance			dim. in mm
2003	date		
drawn	03.06.	name	
appd.	03.06.	Lehmenkühler	
norm	DIN EN 60603		
d-old			

scale: 2:1

material: SEE SHEET 1

title: P.C.B. HOLE DRILLINGS
MALE CONNECTOR TYPE "G"
64pos. ANGLED

dwg no: AutoCAD 2000 DIN-A
12K1A254 3
sh:2/2

part no: SEE SHEET 1