

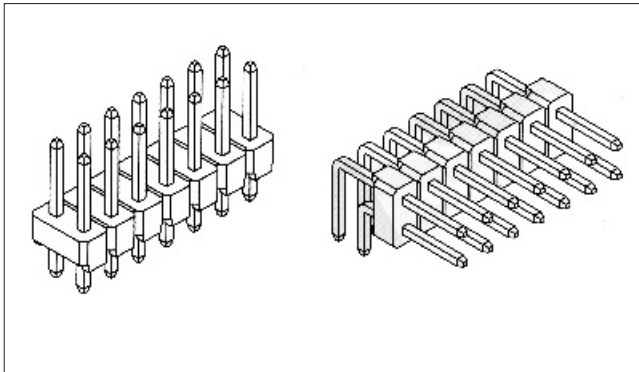
Pin Header
 Single Row/ Dual Row
 Straight DI Type/ Right Angle DIP Type

Pitch: 2.54mm

Series
 313

sgdconn

Http://www.sgdconn.com

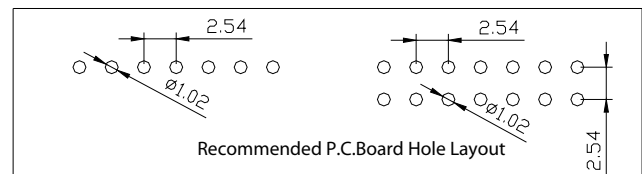
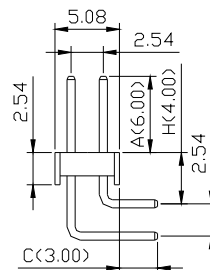
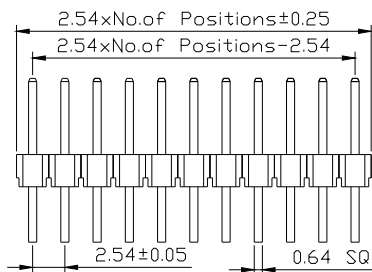
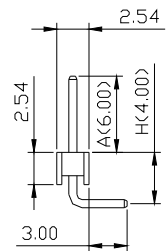
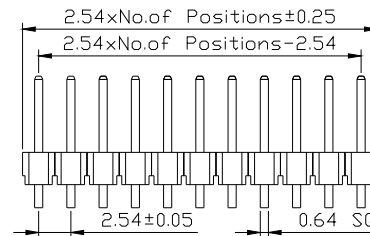
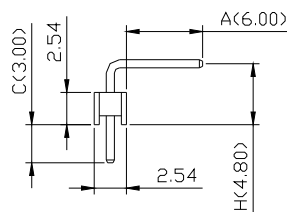
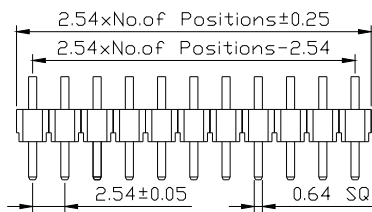
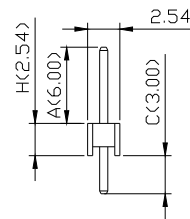
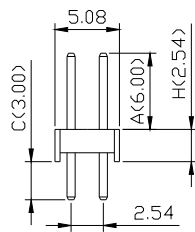
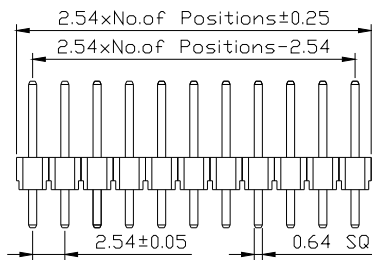


SPECIFICATIONS:

Current Rating: 3.0 AMP
 Contact Resistance: 30mΩ Max
 Insulation Resistance: 1000MΩ Min
 Withstand Voltage: 600VAC/minute
 Operation Temperature: -40°C to +105°C

MATERIALS:

Contact Material: Copper Alloy
 Contact Plating: Gold or Tin over 50μ Ni
 Insulator Material: Polyester (UL94V-0)
 Standard: PBT



Ordering Code

① ② ③ ④ ⑤ ⑥ ⑦ ⑧ ⑨ ⑩
 3 1 3 X XX X X X 2 XXX

① Series No.:
 3= Pin Header

③ Insulator Height:
 3 = 2.50mm

② Pitch: ± 2.54mm

④ Dip Spacing:
 1=Single row
 2=Double row

⑤ Number of Contacts:
 Single row 01 to 40
 Double row=02 to 80

⑥ Tail & Mounting Style:
 S=Straight DI Type
 R=Right Angle DI Type

⑦ Contact Plated
 0=Tin 1=Gold Flash
 2=Gold 3u" 3=Gold 10u"
 4=Gold 10u" 5=Gold 30u"
 6=Gold 30u"

⑧ Material Type
 0=PPS 3=Nylon-66
 1=PBT 4=Nylon-6T
 2=LCP 5=PA46

⑨ Tiers of Body
 1 = Single tier
 2 = Double tier
 3 = Triple tier

⑩ Pin Length
 XXX=A+H+C