

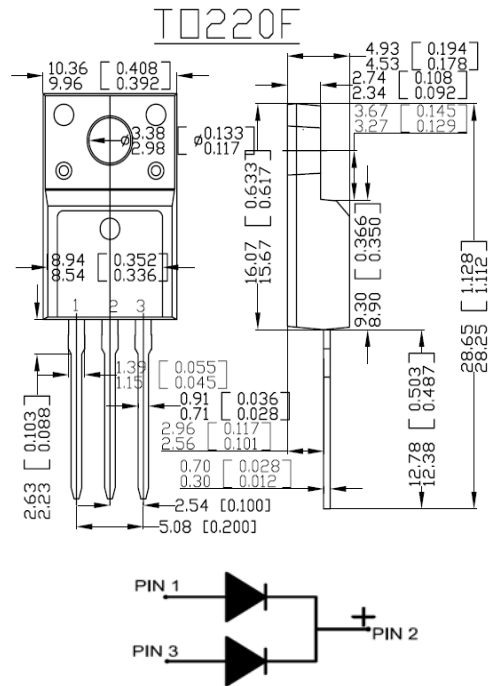


TO- 220F SCHOTTKY BARRIER RECTIFIERS

MBR30100CT

FEATURES

- Schottky Barrier Chip
- Guard Ring Die Construction for Transient Protection
- Low Power Loss,High Efficiency
- High Surge Capability
- High Current Capability and Low Forward Voltage Drop
- For Use in Low Voltage,High Frequency Inverters,Free Wheeling,and Polarity Protection Applications



Dimensions in millimeters and (inches)

ELECTRICAL CHARACTERISTICS (Tamb=25°C)

Characteristic	Symbol	MBR30100CT	Unit
Peak Repetitive Reverse Voltage	V_{RRM}	100	V
Working Peak Reverse Voltage	V_{RWM}		
DC Blocking Voltage	V_R		
Average Rectified Output Current	I_c	30	A
Maximum Instantaneous Forward Voltage @ $I_F = 15A, T_c = 25^\circ C$	V_F	0.85	V
Peak Reverse Current @ $T_c = 25^\circ C$ at Rated DC Blocking Voltage @ $T_c = 125^\circ C$	I_R	30 100	μA
Operating and Storage Temperature Range	T_j, T_{stg}	-55 to +150	$^\circ C$

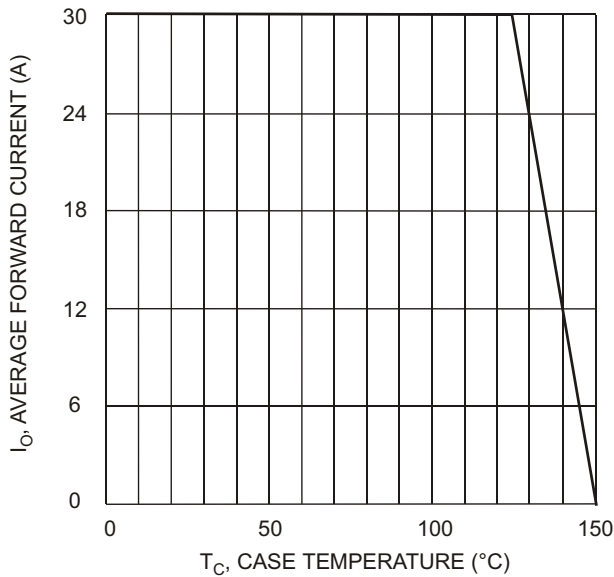


Fig. 1 Forward Current Derating Curve, total device

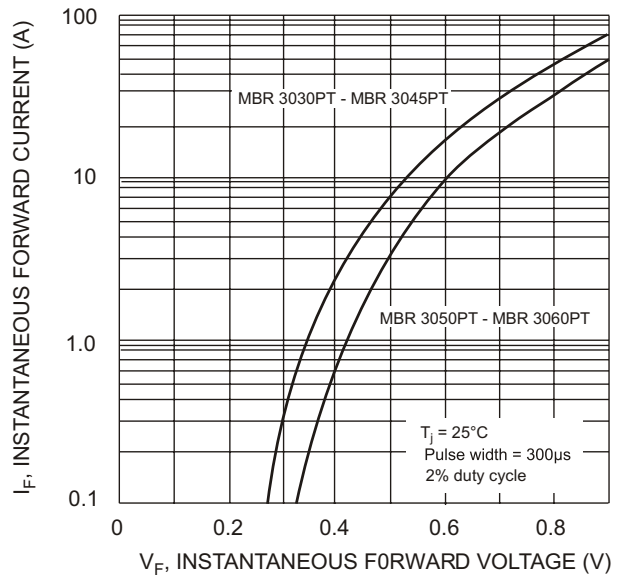


Fig. 2 Typical Forward Characteristics, per element

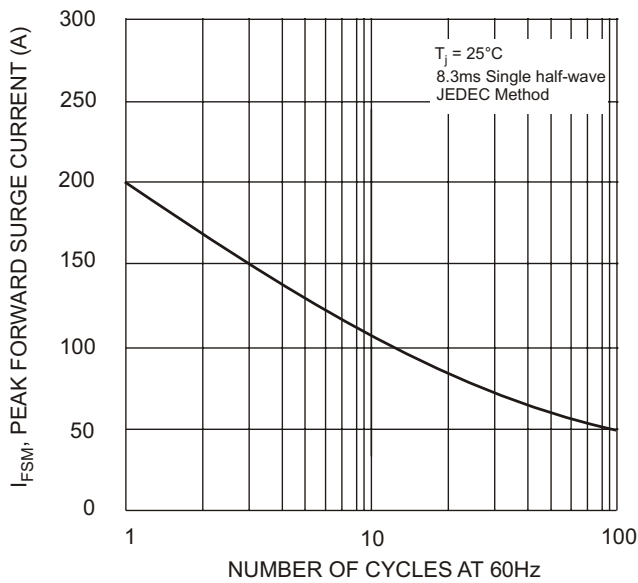


Fig. 3 Max Non-Repetitive Surge Current

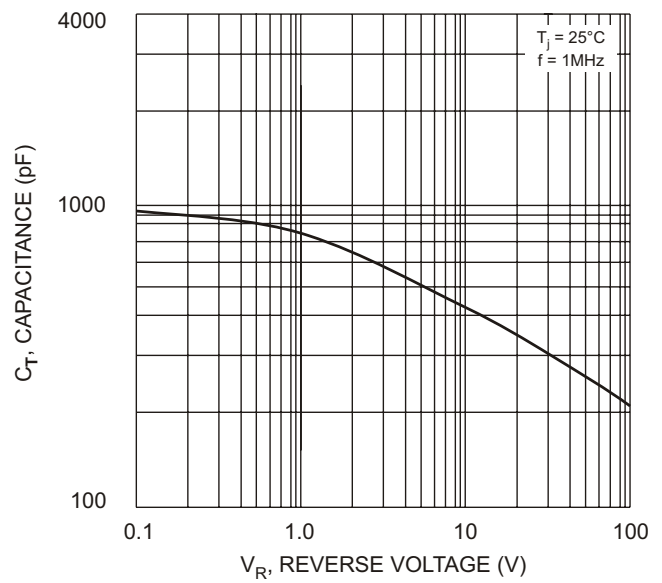


Fig. 4 Typical Total Capacitance

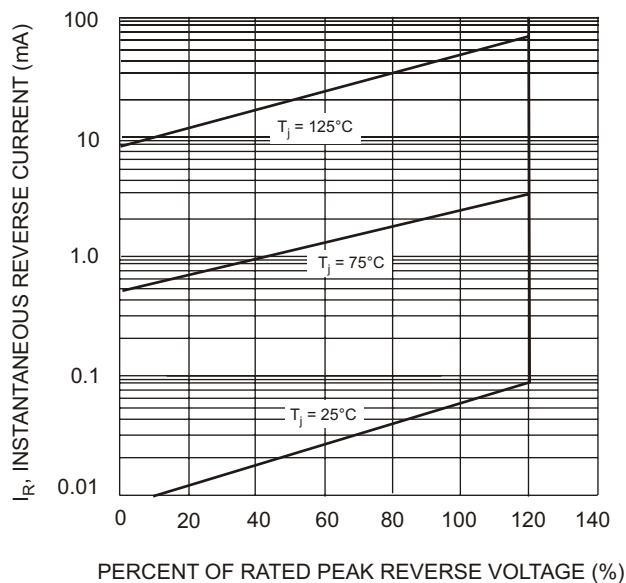


Fig. 5 Typical Reverse Characteristics, per element