



Switching Adapter

Rated **50W**
SNP-PA5 Series

李春华 13701301733

北京中海佳科技有限公司

地址：北京市海淀区小营西路16号北楼522室

电话：010 - 82714837

QQ：37823822 微信：同手机或QQ号码

E-mail: shian100@126com

http://www.bjzhj.net



80 x 165 x 56 (mm)

Features:

- External Desktop Adaptor
- With ITE safety
- Compatible to Class I safety & EMC

Applications:

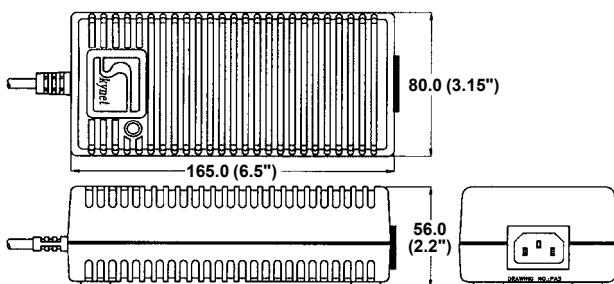
- For industrial device.
- For peak power required system.

General Specifications:

Input voltage 90VAC to 260VAC
 Input frequency 47Hz to 63Hz
 Inrush current < 30A at 115VAC
 (cold start at 25°C) or < 60A at 230VAC
 Efficiency > 70%
 at nominal line and rated load
 Hold up time longer than 16ms
 at rated load and 115VAC
 Short circuit protection auto recovery

Over voltage protection auto recovery
 trip point at 5.7V to 7V
 Operating temperature 0°C to 50°C
 Cooling free air convection
 Storage temperature -40°C to +85°C
 EMI conduction standard FCC class "B"
 VDE 0871 curve "B"
 EMI radiation FCC class "B"
 Safety UL 60950-1
 CSA C22.2 No.60950-1, TUV EN60950-1

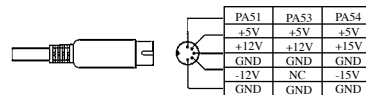
Mechanical Specifications:



Notes:

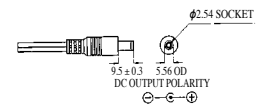
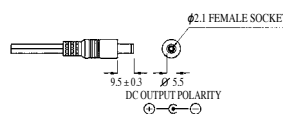
1. Size:
80 x 165 x 56 (mm)
2. Connectors:
AC input: IEC 320 / CEE 22 Standard Inlet
3. Color:
SNP-PA5x: Black
SNP-PA5x-1: Beige
4. DC output connectors and pin assignment:

SNP-PA51, SNP-PA53, SNP-PA54:
Type: 5 Pin at 180° Din plug



SNP-PA55, SNP-PA57, SNP-PA58:
Type: DC Power Jack, ϕ 2.1 Socket type

SNP-PA59:
Type: DC Power Jack, ϕ 2.5 Socket type



5. Packing:
Net weight: 580 g approx. / unit
Gross weight: 16 kg approx. / carton,
24 units / carton
Carton size (mm): 439 (L) x 411 (W) x 315 (H)

Output Specifications:

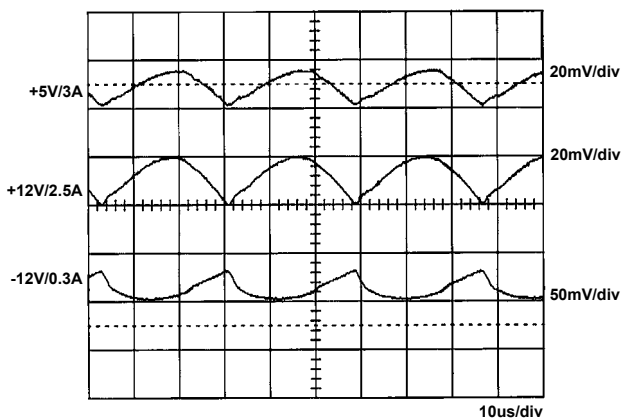
MODEL NO.	OUTPUT RAIL	LOAD				VOLTAGE ACCURACY	RIPPLE NOISE	LINE REG.	LOAD REG.
		MIN.	RATED	MAX.	PEAK				
SNP-PA51	+5V	0A	3A		4A	+4.85~+5.15V	1%	±1%	±5%
	+12V	0A	2.5A		3A	+11.4~+12.6V	1%	±1%	±6%
	-12V	0A	0.3A		0.5A	-11.0~-13.0V	1%	±1%	±5%
SNP-PA53	+5V	0A	3.5A		4A	+4.85~+5.15V	1%	±1%	±5%
	+12V	0A	2.5A		3A	+11.4~+12.6V	1%	±1%	±6%
SNP-PA54	+5V	0A	3A		4A	+4.85~+5.15V	1%	±1%	±5%
	+15V	0A	1.5A		2A	+14.25~15.75V	1%	±1%	±6%
	-15V	0A	0.3A		0.5A	-13.5V~-16.5V	1%	±1%	±5%
SNP-PA5C	+9V	0A	5A			+8.5V~+9.5V	1%	±1%	±5%
SNP-PA55	+18V	0A	3A			+17.0V~+19.0V	1%	±1%	±5%
SNP-PA57	+12V	0A	4.2A			+11.4V~+12.6V	1%	±1%	±5%
SNP-PA58	+15V	0A	3.5A			+14.25V~+15.75V	1%	±1%	±5%
SNP-PA58-C	+13.8V	0A	3.5A		4A	+13.2V~+14.5V	1%	±1%	±5%
SNP-PA59	+24V	0A	2.3A			+23.0V~+25.0V	1%	±1%	±5%
SNP-PA5T	+48V	0A	1.1A			+45.6V~+50.4V	0.05%	±1%	±5%

Note:

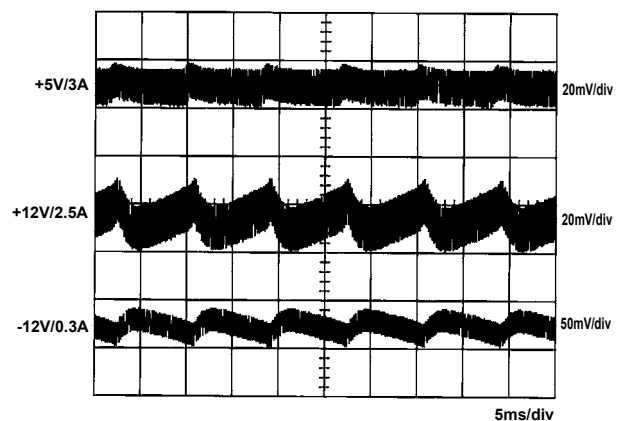
- Each output can provide up to peak load temporarily. Continuous staying in more than rated load will reduce the reliability.
- At factory, all outputs in 60% rated load condition, each output is checked to be within the accuracy range while the main output is setting to within the accuracy range at rated load.
- Line regulation is defined by changing $\pm 10\%$ of input voltage from nominal line at rated load.
- Load regulation is defined by changing $\pm 40\%$ of measured output load from 60% rated load at another output set to 60% rated load.
- Ripple & noise is measured by using 15MHz bandwidth limited oscilloscope and terminated each output with a 0.47 μ F capacitor at rated load and nominal line.
- Hold up time is measured from the end of the last charging pulse to the time which the +5V output drop down to 4.75V at rated load and nominal line.
- Efficiency is measured at rated load.

Performance for SNP-PA51

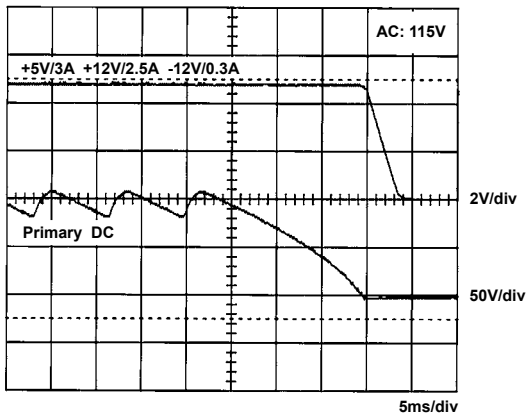
1. Switching frequency ripple



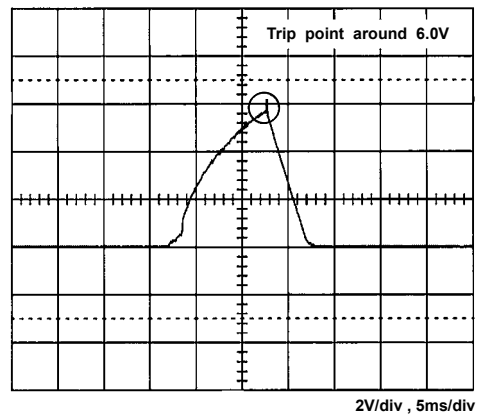
2. Line frequency ripple



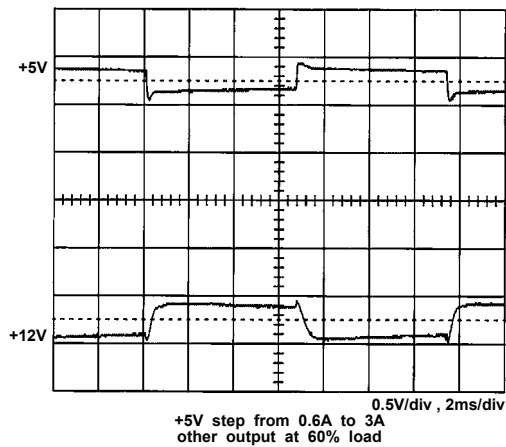
3. Hold-up time



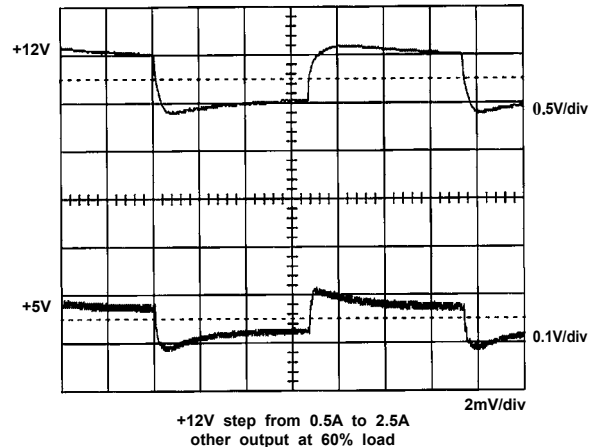
4. Over voltage protection



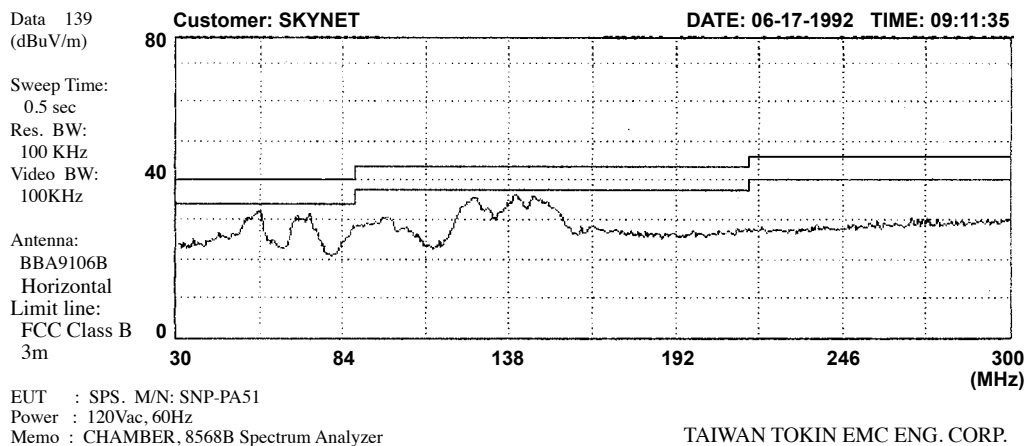
5. +5V step response

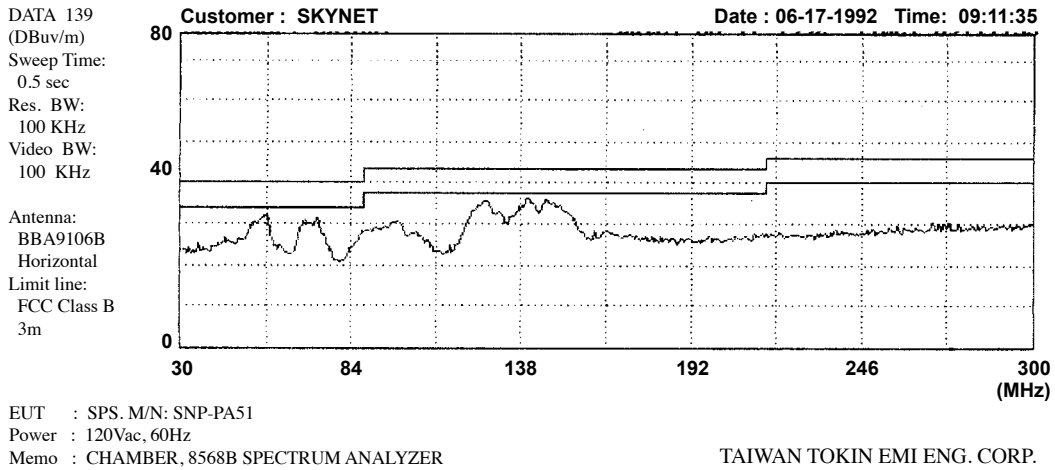


6. +12V step response



7. Radiation FCC B Performance





8. VDE B performance

