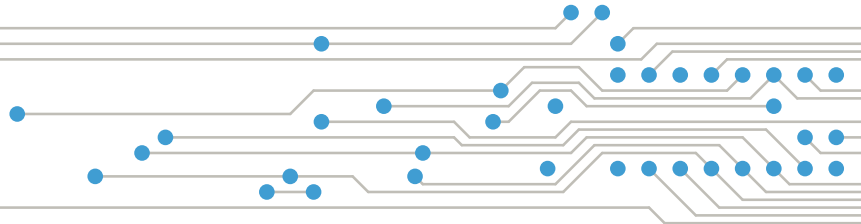


MultiConnect® xDot™

Long Range LoRa® Module



arm MBED

LoRa Alliance Certified

The MultiConnect® xDot™ is a secure, CE/FCC/RCM certified, Arm® Mbed™ programmable, low-power RF module, that provides long-range, low bit rate M2M data connectivity to sensors, industrial equipment and remote appliances.

The MultiConnect xDot is LoRaWAN™ 1.0.2 compliant, providing bi-directional data communication up to 10 miles/15 km line-of-sight and 1-3 miles/2 km into buildings**, using sub-GHz ISM bands in North America, Europe, Australia and Asia Pacific (AS923).

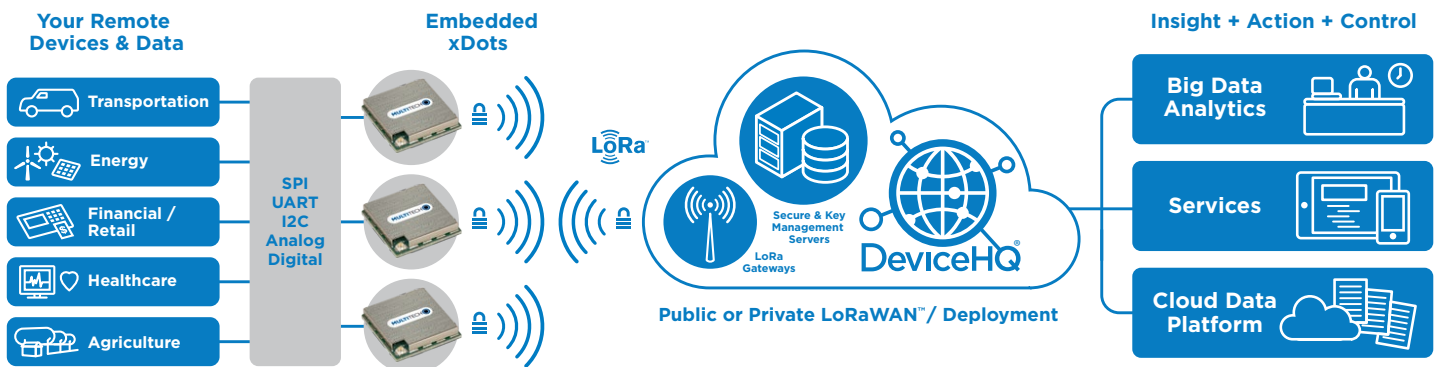
xDots bring intelligence, reduced complexity and a lower overall bill of material cost to the very edge of the network while supporting a variety of electronic interfaces to connect just about any “Thing” for years on battery power.

BENEFITS

- Range of miles
- Deep in-building penetration
- Developer friendly
- Runs for years on batteries

FEATURES

- FCC/CE/RCM end-certified for use in North America, Europe and Australia
- LoRa Alliance Certified™
- Optional Gemalto secure element for AES-128 cryptographic encryption
- 2-way duplex communication
- Multiple I/O interfaces for most any “Thing”
- Data rates 293bps-20Kbps+ LoRa



EDGE INTELLIGENCE

The xDot is Arm® Mbed™ compatible meaning applications can be written and compiled quickly online using developer friendly libraries, downloaded and hosted within the xDot. Decision making and control is distributed to the edge, enabling data to be more actionable without the heavy lift required to optimize RF performance, implement complex IoT middleware and security protocols needed to deploy a low touch install. In addition, xDots come from the factory with AT command firmware preloaded. This means you can use the xDot as an AT command driven LoRa modem. No custom software development for the xDot is needed when operating in this mode.

ULTRA SECURE

For enhanced security, the xDot incorporates a hardware tamper resistant secure element from Gemalto, the world leader in digital security, delivering secure key storage for AES-128 cryptographic encryption used in LoRaWAN™ networks as well as secure applications capabilities.

HIGHLIGHTS


Applications

- Securely manage and harvest sensor data
- Control and monitor remote assets and devices
- Low power for 10+ year battery performance

Operating Modes

- Developer friendly Arm Mbed libraries provides customization capability for specific applications
- Comprehensive AT command instruction set

xDot LGA Family Footprint



YOU MAY ALSO BE INTERESTED IN: MULTICONNECT® CONDUIT™

MultiConnect® Conduit™ is the industry's most configurable, manageable, and scalable communications gateway for industrial IoT applications. Network connectivity choices to your preferred data management platform include carrier approved 4G-LTE, 3G, 2G and Ethernet. MultiConnect® mCard™ accessory cards deliver FCC/CE certified LoRaWAN™ 8-channel gateway connectivity and plug directly into the rear of the Conduit gateway, capable of supporting thousands of MultiConnect® mDot™ long range RF modules connected to remote sensors or appliances. Available options include LoRaWAN™ Ready mCards for global ISM-Band coverage of 868 MHz (EU) & 915 MHz, (North America and other regions including AU, NZ, S.Kr, SE Asia and Latin America†) with 433 MHz (EU & CN), 470 MHz & 780 MHz (CN) coming soon.

†Pending certified LoRa Alliance channel plan.



MultiConnect® Conduit™

SPECIFICATIONS

Model	MTXDOT-868	MTXDOT-915	MTXDOT-AS923
Region	Europe	North America / Australia	
Communication	LoRaWAN 1.0.2 compliant Arm Mbed libraries or AT commands for radio control		
Interfaces (pin functions are multiplexed)	Up to 19 Digital I/O, 11 Analog Inputs, 2 DAC Outputs, I2C, SPI, Wake Pin, Reset Pin, Full UART, MBED / simple UART (RX & TX only), MBED Programming Interface		
Physical Dimensions	23.6 mm X 23.6 mm (.93" x .93")		
Radio Frequency			
Modulation	LoRa Digital Spread Spectrum		
Frequency	860-1020 MHz		
Performance			
CPU	ST32L151CCU6 (ARM® Cortex®-M3)		
Max Clock	32 MHz (configurable to power use)		
Flash Memory	256 KB		
RAM	32 KB		
Power			
Max Transmitter Power Output (TPO)	14 dBm	19 dBm	Varies by Country
Max Receive Sensitivity	-137 dBm	-130 dBm	Varies by Country
Link Budget*	151 dB Point-to-Multipoint, 147 dB Point-to-Point	145 dB Point-to-Multipoint, 147 dB Point-to-Point	Varies by Country
Deep Sleep Current	<2uA		
* Calculation assumes two 0 dBi antennas. North America: Greaterlink budget possible with higher gain antennas. Europe: This is the maximum link budget. Note: Point-to-Multipoint utilizing MultiTech gateway with MTAC-LORA accessory card.			
Max Effective Isotropic Radiated Power (EIRP)	10 dBm	36 dBm	Varies by Country
Environmental			
Operating Temperature	-40° C to +85° C (-40° F to +185° F)		
Storage Temperature	-40° C to +85° C (-40° F to +185° F)		
Relative Humidity	20% to 90% noncondensing		
Certifications			
EMC Compliance	US: FCC Part 15 Class B. EU: EN 55022 Class B, EN 55024. Canada: ICES-003		
Radio Compliance	FCC 15.247, IC RSS-210, EU EN 300 220		
Safety Compliance	UL/cUL 60950-1 2nd Ed., cUL 60950-1 2nd Ed., IEC 60950-1 2nd Ed., AS/NZS 60950.1		
Quality	MIL-STD-810G: High Temp, Low Temp, Random Vibration. SAE J1455: Transit Drop & Handling Drop, Random Vibration, Swept-Sine Vibration. IEC68-2-1: Cold Temp. IEC68-2-2: Dry Heat		

** Actual performance speeds may be affected by a variety of attributes such as distance from gateway, data loads, packet sizes, etc. Note: AS923 models are for use in many Asia Pacific countries. At this time regulatory approvals are pending. Contact your MultiTech sales representative for more information.

DEVELOPER KIT

The MultiConnect xDot (MTMDK-XDOT) Micro Developer Kit is a USB dongle that allows a developer to plug in a MultiConnect xDot (MTXDOT-XXX) and start developing their application. Its portable design makes it ideal for connecting to a laptop and doing range testing of the LoRa network. This kit includes a development board, xDot, integrated LoRa antenna and Quick Start Guide.



ORDERING INFORMATION

North American Models

Model	Description	Region
MTXDOT-NA1-A00	915 MHz SMT LoRa UFL/TRC	NAM
MTXDOT-NA1-A02	915 MHz SMT LoRa UFL/TRC w/Secure Element	NAM
MTXDOT-NA1-A01	915 MHz SMT LoRa TRC	NAM
MTXDOT-NA1-A03	915 MHz SMT LoRa TRC w/Secure Element	NAM

Australia / New Zealand Models

Model	Description	Region
MTXDOT-AU1-A00	AU915 MHz SMT LoRa UFL/TRC	AU
MTXDOT-AU1-A02	AU915 MHz SMT LoRa UFL/TRC w/Secure Element	AU
MTXDOT-AU1-A01	AU915 MHz SMT LoRa TRC	AU
MTXDOT-AU1-A03	AU915 MHz SMT LoRa TRC w/Secure Element	AU

European Models

Model	Description	Region
MTXDOT-EU1-A00	868 MHz SMT LoRa UFL/TRC	Euro
MTXDOT-EU1-A02	868 MHz SMT LoRa UFL/TRC w/Secure Element	Euro
MTXDOT-EU1-A01	868 MHz SMT LoRa TRC	Euro
MTXDOT-EU1-A03	868 MHz SMT LoRa TRC w/Secure Element	Euro

Asia Pacific Models

Model	Description	Region
MTXDOT-AS1-A00	AS923 MHz SMT LoRa UFL/TRC	APAC
MTXDOT-AS1-A01	AS923 MHz SMT LoRa TRC	APAC

Note: All models available as 1 Pk or 100 Pk

Note: Secure Element models available Q4/2017

Developer Kit and Accessories

Model	Description	Region
MTMDK-XDOT-NA1-A00	915 MHz Developer Kit, includes a 915 MHz xDot	NAM
MTMDK-XDOT-AU1-A00	AU915 MHz Developer Kit, includes a AU915 MHz xDot	AU
MTMDK-XDOT-EU1-A00	868 MHz Developer Kit, includes a 868 MHz xDot	Euro
MTMDK-XDOT-AS1-A00	AS923 MHz Developer Kit, includes a AS923 MHz xDot	APAC
AN868-915A-1HRA	868-915 MHz RP-SMA Antenna, 8" (3.0dBi)	Global
CARSMA-UFL	Reverse SMA-to-UFL Coax RF Cable, 6"	Global

Go to www.multitech.com for detailed product model numbers.

The LoRa® name and associated logo are trademarks of Semtech Corporation or its subsidiaries.

www.bocon.com.cn 010-51663110

Produced in the U.S. of U.S. and non-U.S. components. Features and specifications are subject to change without notice.

Trademarks and Registered Trademarks: MultiTech and the MultiTech logo, MultiConnect, xDot, Multi-Tech Systems, Inc. All other products and technologies are the trademarks or registered trademarks of their respective holders.

2017-09 • 86002182 • © 2017 Multi-Tech Systems, Inc. All rights reserved.

SERVICES & WARRANTY

MultiTech's comprehensive Support Services programs offer a full array of options to suit your specific needs. These services are aimed at protecting your investment, extending the life of your solution or product, and reducing total cost of ownership. Our seasoned technical experts, with an average tenure of more than 10 years, can walk you through smooth installations, troubleshoot issues and help you with configurations.

INSTALLATION SUPPORT

MultiTech's Installation Support Service delivers priority service with the ability to work one-on-one with an experienced MultiTech technical support engineer, to guide you through the installation process for our products.

TECHNICAL SUPPORT SERVICES

At MultiTech, we're committed to providing you personalized attention and quality service while providing you a quick response to your product support needs. We have several options of support for you to choose from.

For additional information on Support Services as well as other service offerings, please contact your MultiTech representative or visit www.multitech.com/support.go



World Headquarters

Multi-Tech Systems, Inc.
2205 Woodale Drive
Mounds View, MN 55112 U.S.A.
Tel: 763-785-3500
Toll-Free: 800-328-9717
Email: sales@multitech.com
www.multitech.com

EMEA Headquarters

Multi-Tech Systems (EMEA)
Strata House
264-270 Bath Road
Harlington UB3 5JJ
United Kingdom
Tel: +(44) 118 959 7774
Email: sales@multitech.co.uk
www.multitech.co.uk

