

MAPRST0912-50



Avionics Pulsed Power Transistor
50 W, 960 - 1215 MHz, 10 μ s Pulse, 10% Duty

Rev. V2

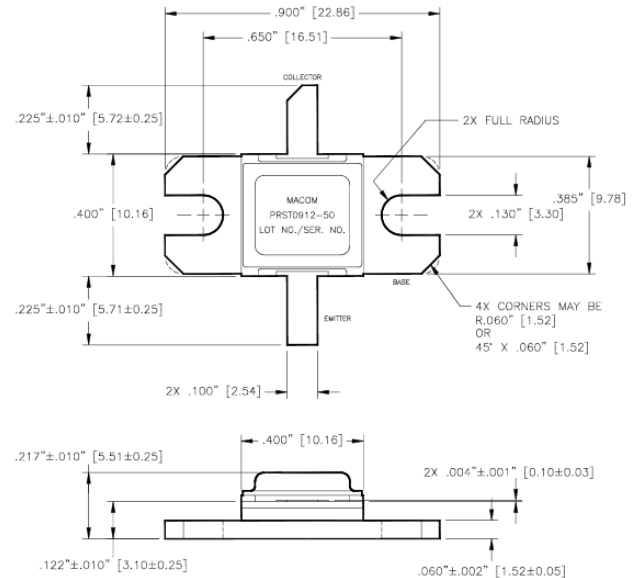
Features

- NPN Silicon Microwave Power Transistors
- Common Base Configuration
- Broadband Class C Operation
- High Efficiency Inter-Digitized Geometry
- Diffused Emitter Ballasting Resistors
- Gold Metallization System
- Internal Input and Output Impedance Matching
- Hermetic Metal/Ceramic Package
- RoHS* Compliant

Description

The MAPRST0912-50 is a RF power transistor. These high power transistors are ideal for avionics, communications, radar, and industrial, scientific, and medical applications.

Outline Drawing



Unless otherwise noted, tolerances are inches ±.005" [millimeters ±0.13mm]

Electrical Specifications: $T_A = +25^\circ\text{C} \pm 5^\circ\text{C}$, $V_{CC} = 50\text{ V}$, $P_{IN} = 6.2\text{ W}$ (unless otherwise noted).

Parameter	Test Conditions	Symbol	Min.	Max.	Units
Collector-Emitter Breakdown Voltage	$I_C = 15\text{ mA}$	BV_{CES}	65	-	V
Collector-Emitter Leakage Current	$V_{CE} = 40\text{ V}$	I_{CES}	-	2.0	mA
Thermal Resistance	F = 960, 1090, 1215 MHz	$R_{TH(JC)}$	-	0.80	$^\circ\text{C/W}$
Output Power	F = 960, 1090, 1215 MHz	P_O	50	-	W
Power Gain	F = 960, 1090, 1215 MHz	G_P	9.1	-	dB
Input Return Loss	F = 960, 1090, 1215 MHz	RL	40	-	dB
Collector Efficiency	F = 960, 1090, 1215 MHz	η_C	-	-9	%
Load Mismatch Stability	F = 960 MHz	VSWR-S	-	10:1	-
Load Mismatch Tolerance	F = 960, 1090, 1215 MHz	VSWR-T	-	1.5:1	-

* Restrictions on Hazardous Substances, European Union Directive 2011/65/EU.

Avionics Pulsed Power Transistor 50 W, 960 - 1215 MHz, 10 μ s Pulse, 10% Duty

Rev. V2

Typical RF Performance

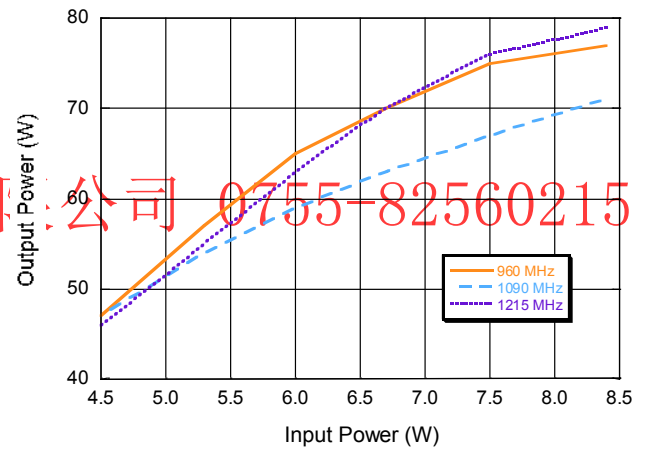
Freq. (MHz)	Pin (W)	Pout (W)	Gain (dB)	Δ Gain (dB)	Ic (A)	Eff (%)	RL (dB)	VSWR-S (1.5:1)	VSWR-T (10:1)	P1dB Overdrive	
										Pout (W)	Δ Po
960	6.2	65.9	10.25	-	2.66	49.6	-22.2	S	P	73.4	0.48
1090	6.2	61.9	9.98	-	2.58	48.0	-15.2	S	-	68.7	0.45
1215	6.2	64.6	10.16	0.35	2.50	51.6	-15.9	S	-	74.8	0.63

Note: Δ Po(dB) is the difference between Pout at 1dB overdrive and Pout at Pin = 6.2 W.

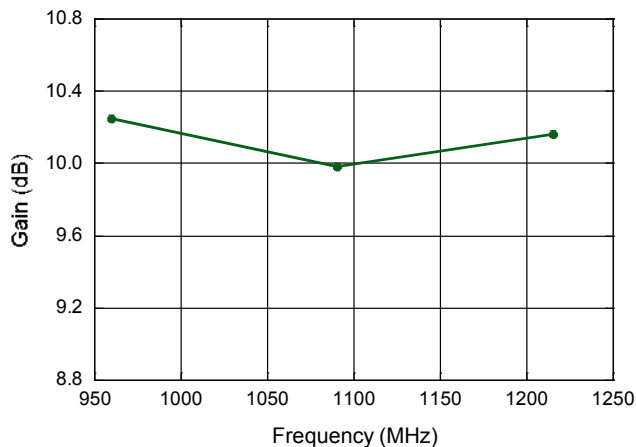
Absolute Maximum Ratings @ +25°C

Parameter	Rating
Collector-Emitter Voltage (V_{CES})	65 V
Emitter-Base Voltage (V_{EBO})	3.0 V
Collector Current (Peak) (I_c)	5.3 A
Power Dissipation @ +25°C (P_{TOT})	220 kW
Storage Temperature (T_{STG})	-65°C to +200°C
Junction Temperature (T_J)	200°C

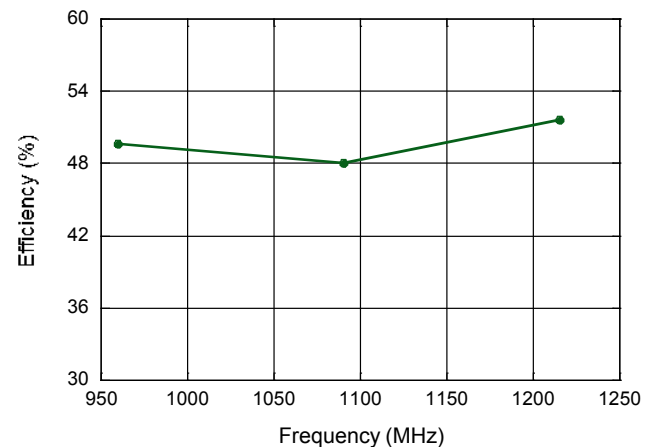
Output Power vs. Input Power



Gain vs. Frequency

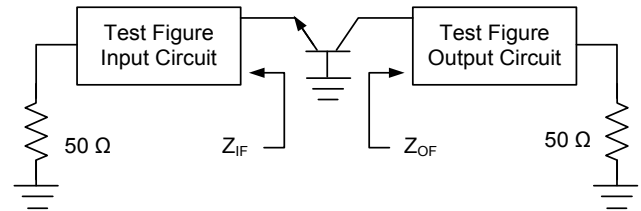


Collector Efficiency vs. Frequency

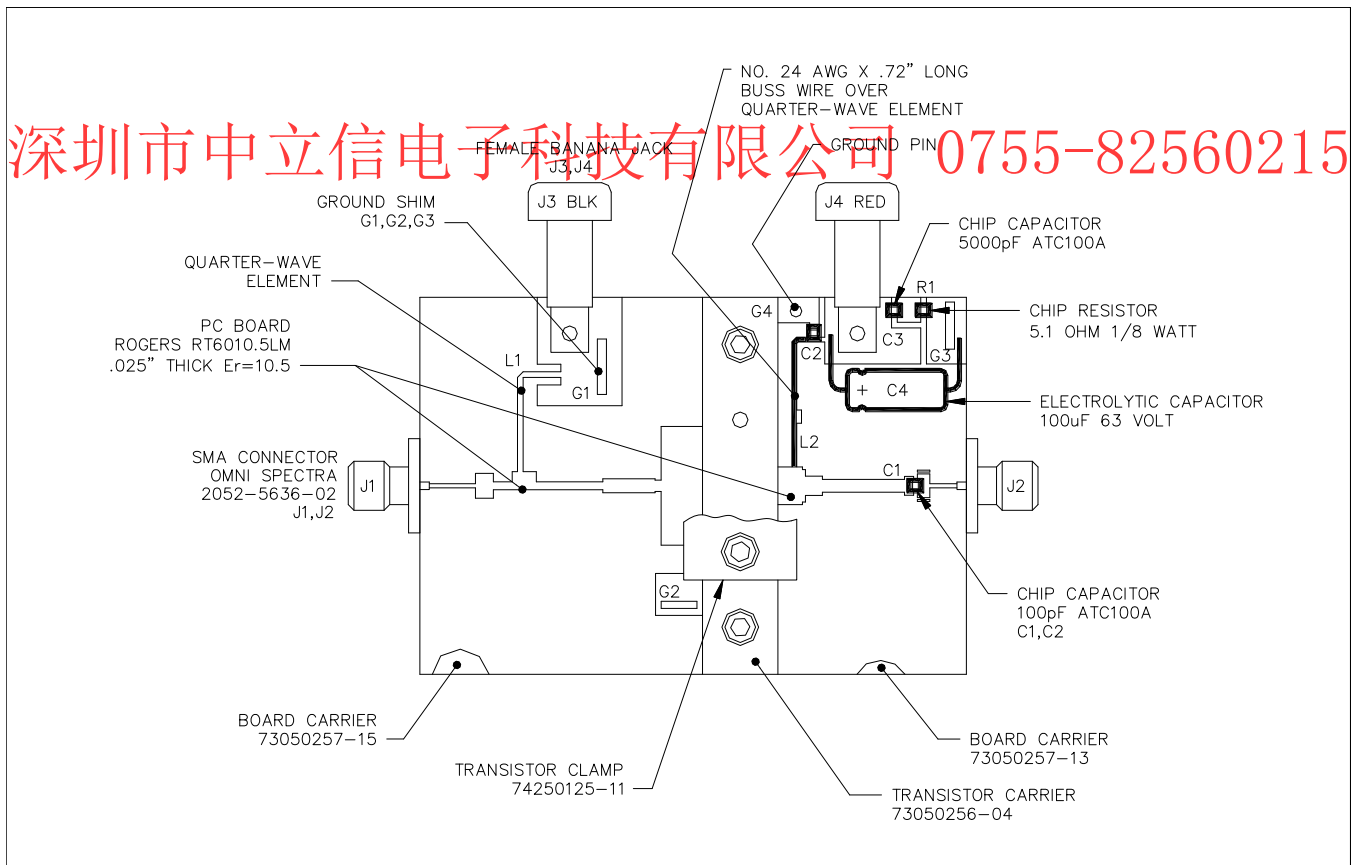


Broadband Test Fixture Impedance

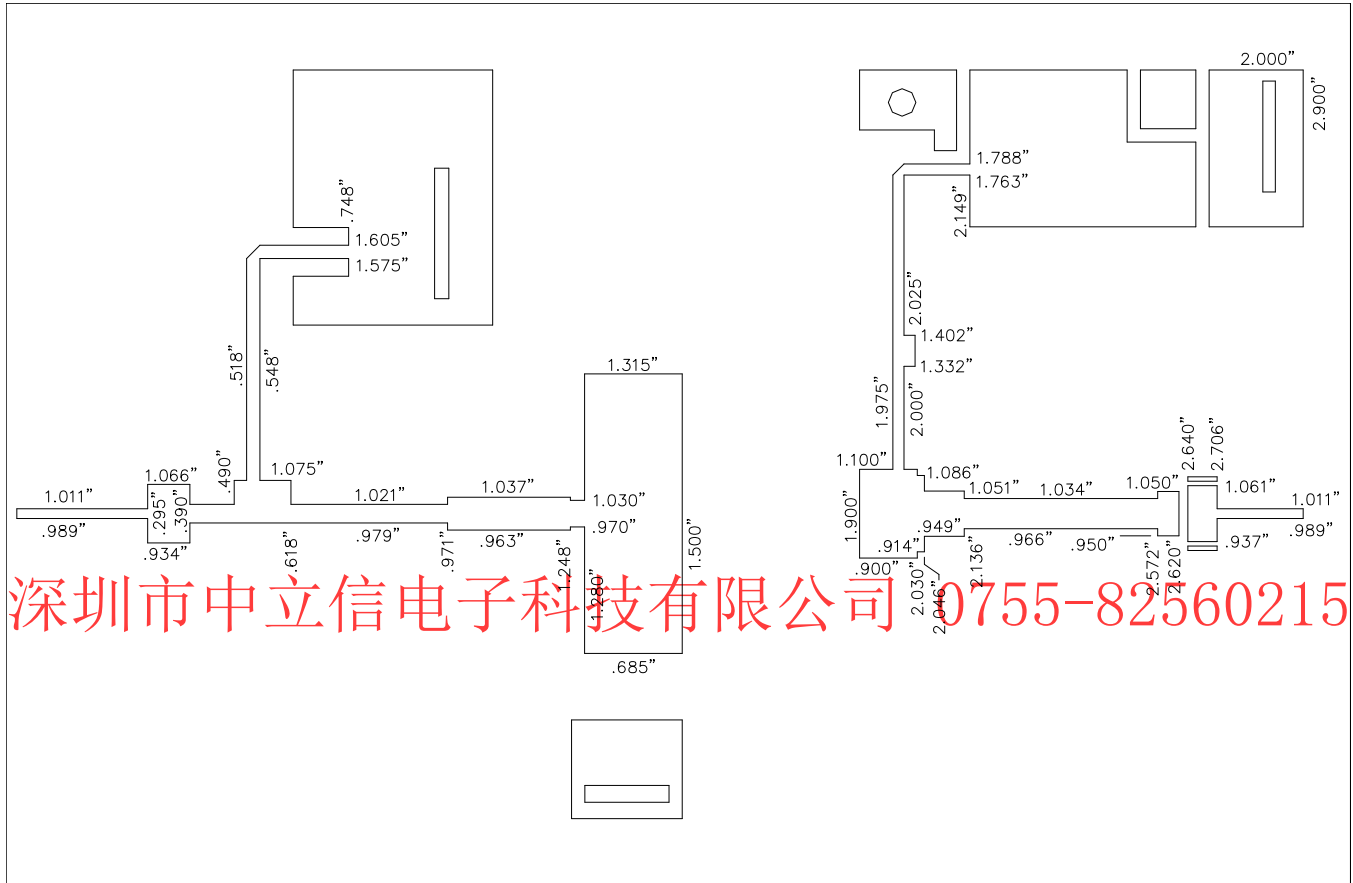
Frequency (MHz)	Z_{IF} (Ω)	Z_{OF} (Ω)
960	3.5 - j7.5	12.0 - j7.8
1030	3.8 - j7.0	11.1 - j6.4
1090	3.9 - j6.8	10.6 - j5.1
1150	3.9 - j6.8	10.8 - j3.8
1215	3.6 - j7.0	11.1 - j3.2



Test Fixture Assembly



Test Fixture Circuit Dimensions



深圳市中立信电子科技有限公司 0755-82560215

M/A-COM Technology Solutions Inc. All rights reserved.

Information in this document is provided in connection with M/A-COM Technology Solutions Inc ("MACOM") products. These materials are provided by MACOM as a service to its customers and may be used for informational purposes only. Except as provided in MACOM's Terms and Conditions of Sale for such products or in any separate agreement related to this document, MACOM assumes no liability whatsoever. MACOM assumes no responsibility for errors or omissions in these materials. MACOM may make changes to specifications and product descriptions at any time, without notice. MACOM makes no commitment to update the information and shall have no responsibility whatsoever for conflicts or incompatibilities arising from future changes to its specifications and product descriptions. No license, express or implied, by estoppel or otherwise, to any intellectual property rights is granted by this document.

THESE MATERIALS ARE PROVIDED "AS IS" WITHOUT WARRANTY OF ANY KIND, EITHER EXPRESS OR IMPLIED, RELATING TO SALE AND/OR USE OF MACOM PRODUCTS INCLUDING LIABILITY OR WARRANTIES RELATING TO FITNESS FOR A PARTICULAR PURPOSE, CONSEQUENTIAL OR INCIDENTAL DAMAGES, MERCHANTABILITY, OR INFRINGEMENT OF ANY PATENT, COPYRIGHT OR OTHER INTELLECTUAL PROPERTY RIGHT. MACOM FURTHER DOES NOT WARRANT THE ACCURACY OR COMPLETENESS OF THE INFORMATION, TEXT, GRAPHICS OR OTHER ITEMS CONTAINED WITHIN THESE MATERIALS. MACOM SHALL NOT BE LIABLE FOR ANY SPECIAL, INDIRECT, INCIDENTAL, OR CONSEQUENTIAL DAMAGES, INCLUDING WITHOUT LIMITATION, LOST REVENUES OR LOST PROFITS, WHICH MAY RESULT FROM THE USE OF THESE MATERIALS.

MACOM products are not intended for use in medical, lifesaving or life sustaining applications. MACOM customers using or selling MACOM products for use in such applications do so at their own risk and agree to fully indemnify MACOM for any damages resulting from such improper use or sale.

- **MACOM** 通过为光学、无线和卫星网络提供突破性半导体技术，来满足社会对信息的无止境需求，从而实现全面连通且更加安全的世界。如今，**MACOM** 推动着各种基础设施的建设，让数百万人在生活中每时每刻都能方便地沟通、交易、旅行、获取信息和参与娱乐活动。我们的技术提高了移动互联网的速度和覆盖率，让光纤网络得以向企业、家庭和数据中心传输以往无法想象的巨大通信量。**MACOM** 技术支持下一代雷达，可用于空中交通管制和天气预报，从而保卫所有人的安全。**MACOM** 是世界领先通信基础设施的首选合作伙伴，借助我们的顶尖团队和丰富的模拟射频、微波、毫米波和光子半导体产品，可帮助这些公司解决网络容量、信号覆盖、能源效率和现场可靠性等领域内的最复杂挑战。**MACOM** 是半导体行业的支柱型企业，在 60 多年的蓬勃发展历程中，公司敢于采用大胆的技术手段，为客户提供真正的竞争优势并为投资者带来卓越的价值，致力于构筑更加美好的世界。

射频功率产品

- 光电子
- 光波组件
- 放大器
- 二极管
- 网络连接解决方案
- 交叉点和信号调理器
- 频率转换
- 控制产品
- 无源器件
- SDI 产品
- 频率生成
- HDcctv 设备
- 通信处理器

应用

- 无线网络和通信
- 光网络
- 射频能量
- 工业、科学和医疗
- 有线宽带
- 广播视频
- 企业解决方案
- 监控

深圳市中立信电子科技有限公司主营 M/A-COM 全系列产品 为你提供可靠的产品和优质的服务.

深圳市中立信电子科技有限公司

SHENZHEN ZLX ELECTRONIC TECHNOLOGY CO.,LTD

公司地址:

深圳市福田区福田街道彩田路彩虹新都彩荟阁 7A 室

Room 7A Rainbow Xindu Building Futian District Shenzhen China

公司总机 TEL: 0755-23956688