

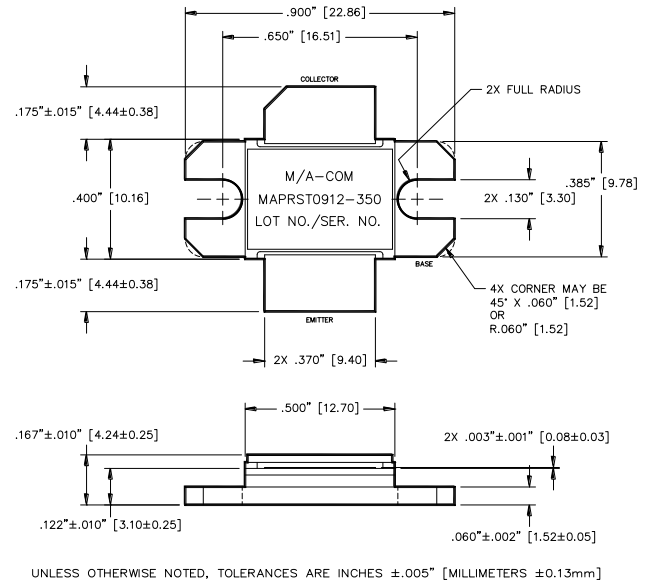
Avionics Pulsed Power Transistor
350 W, 960 - 1215 MHz, 10 μ s Pulse, 10 % Duty

Rev. V1

Features

- NPN silicon microwave power transistors
- Common base configuration
- Broadband Class C operation
- High efficiency inter-digitized geometry
- Diffused emitter ballasting resistors
- Gold metallization system
- Internal input and output impedance matching
- Hermetic metal/ceramic package
- RoHS* Compliant

Outline Drawing



Absolute Maximum Ratings @ +25°C

Parameter	Symbol	Rating
Collector-Emitter Voltage	V_{CES}	65 V
Emitter-Base Voltage	V_{EBO}	3 V
Collector Current (Peak)	I_C	32.5 A
Power Dissipation	P_{TOT}	1.34 kW
Storage Temperature	T_{STG}	-65°C to +200°C
Junction Temperature	T_J	+200°C

深圳市中立信电子科技有限公司 0755-82560215

Electrical Specifications: $V_{CC} = 50$ V, $P_{IN} = 40$ W, $T_A = 25 \pm 5^\circ$ C (unless otherwise noted)

Parameter	Symbol	Test Conditions	Units	Min.	Max.
Collector-Emitter Breakdown Voltage	BV_{CES}	$I_C = 50$ mA	V	65	-
Collector-Emitter Leakage Current	I_{CES}	$V_{CE} = 50$ V	mA	-	15
Thermal Resistance	$R_{TH(JC)}$	F = 960, 1090, 1215 MHz	$^\circ$ C/W	-	0.13
Output Power	P_O	F = 960, 1090, 1215 MHz	W	350	-
Power Gain	G_P	F = 960, 1090, 1215 MHz	dB	9.4	-
Collector Efficiency	h_C	F = 960, 1090, 1215 MHz	%	45	-
Input Return Loss	RL	F = 960, 1090, 1215 MHz	dB	-	-9
Load Mismatch Stability	VSWR-T	F = 960 MHz	-	-	10:1
Load Mismatch Tolerance	VSWR-S	F = 960, 1090, 1215 MHz	-	-	1.5:1

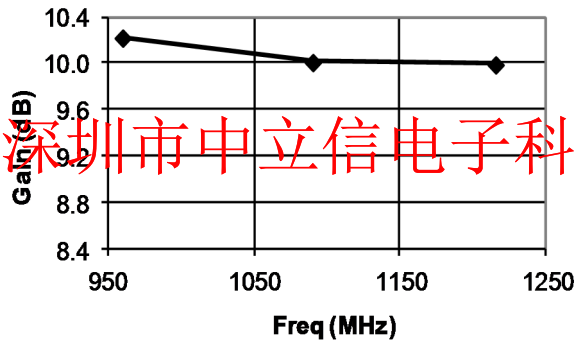
* Restrictions on Hazardous Substances, European Union Directive 2011/65/EU.

Typical RF Performance

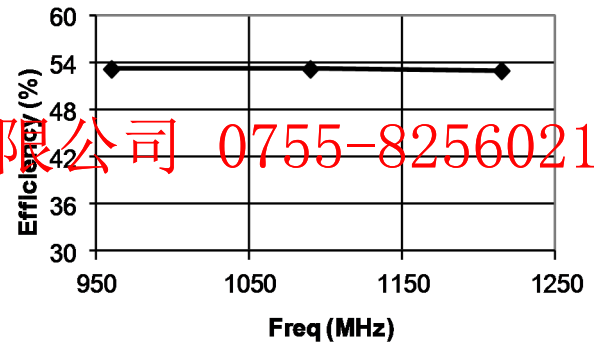
Freq. (MHz)	P _{IN} (W)	P _{OUT} (W)	Gain (dB)	Δ Gain (dB)	I _c (A)	Eff (%)	RL (dB)	VSWR-S (1.5:1)	VSWR-T (10:1)	P1dB Overdrive	
										P _{OUT} (W)	Δ P _O (dB)
960	40	421	10.22	—	15.7	53.4	-19.9	S	P	496	0.72
1090	40	401	10.01	—	15.0	53.4	-18.5	S	—	469	0.69
1215	40	399	9.99	0.23	15.0	53.2	-21.5	S	—	421	0.22

Note: Δ Po(dB) is the difference between P_{OUT} at 1dB overdrive and P_{OUT} at P_{IN} = 40W.

Gain vs. Frequency

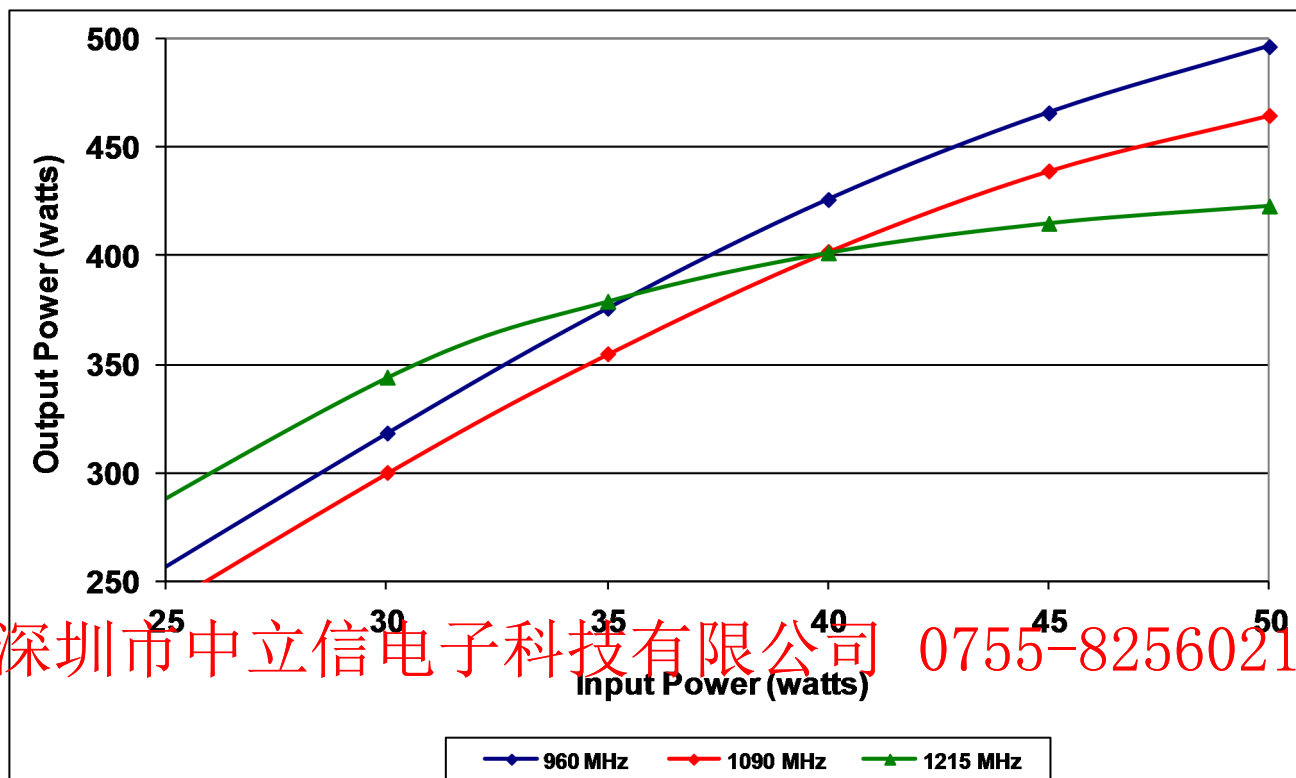


Collector Efficiency vs. Frequency



深圳市中立信电子科技有限公司 0755-82560215

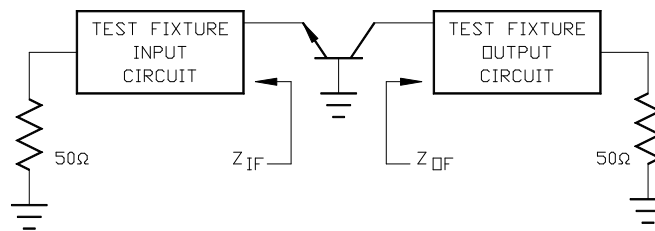
RF Power Transfer Curve (Output Power Vs. Input Power)



深圳市中立信电子科技有限公司 0755-82560215

Broadband Test Fixture Impedance

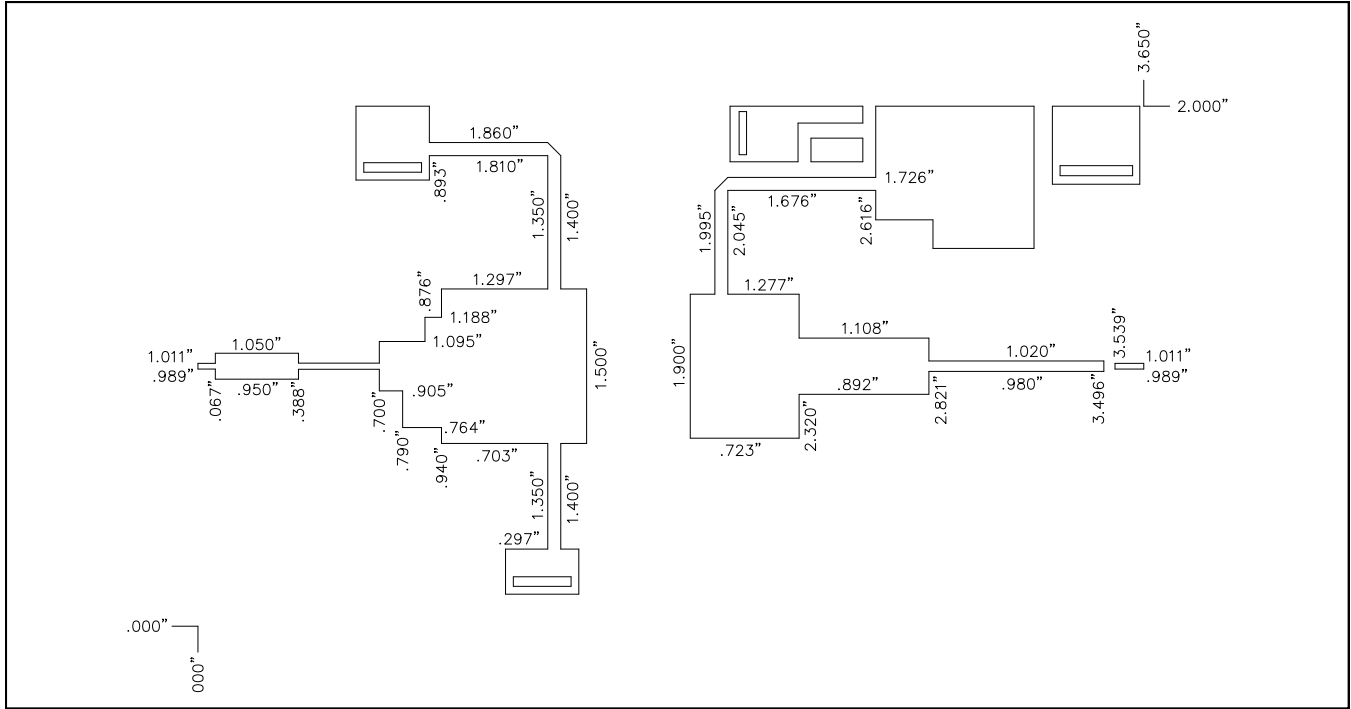
F (MHz)	Z _{IF} (Ω)	Z _{OF} (Ω)
960	1.8 - j1.7	1.7 - j1.7
1030	1.7 - j1.4	1.8 - j1.2
1090	1.6 - j1.2	1.9 - j0.8
1150	1.4 - j1.0	1.9 - j0.6
1215	1.2 - j0.8	2.0 - j0.2



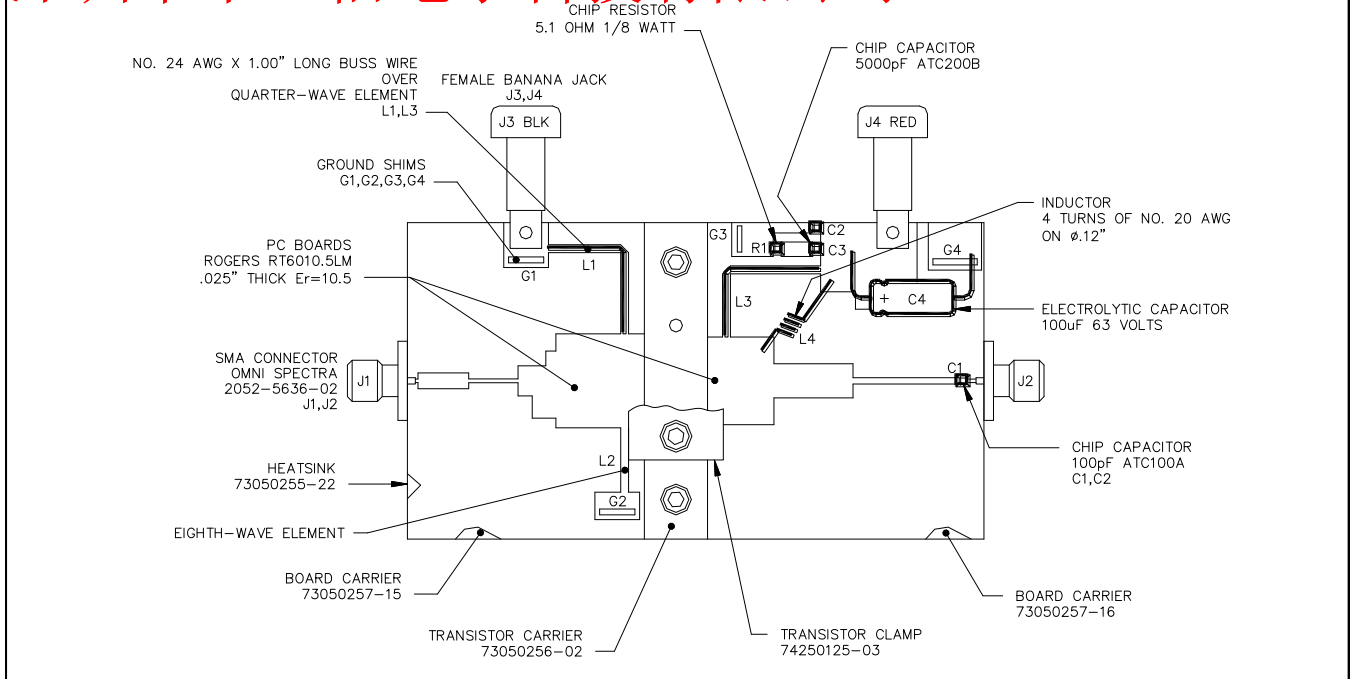
Avionics Pulsed Power Transistor
350 W, 960 - 1215 MHz, 10 μ s Pulse, 10 % Duty

Rev. V1

Test Fixture Circuit Dimensions



Test Fixture Assembly



Avionics Pulsed Power Transistor
350 W, 960 - 1215 MHz, 10 μ s Pulse, 10 % Duty

Rev. V1

MACOM Technology Solutions Inc. All rights reserved.
Information in this document is provided in connection with MACOM Technology Solutions Inc. ("MACOM") products. These materials are provided by MACOM as a service to its customers and may be used for informational purposes only. Except as provided in MACOM's Terms and Conditions of Sale for such products or in any separate agreement related to this document, MACOM assumes no liability whatsoever. MACOM assumes no responsibility for errors or omissions in these materials. MACOM may make changes to specifications and product descriptions at any time, without notice. MACOM makes no commitment to update the information and shall have no responsibility whatsoever for conflicts or incompatibilities arising from future changes to its specifications and product descriptions. No license, express or implied, by estoppel or otherwise, to any intellectual property rights is granted by this document.

THESE MATERIALS ARE PROVIDED "AS IS" WITHOUT WARRANTY OF ANY KIND, EITHER EXPRESS OR IMPLIED, RELATING TO SALE AND/OR USE OF MACOM PRODUCTS INCLUDING LIABILITY OR WARRANTIES RELATING TO FITNESS FOR A PARTICULAR PURPOSE, CONSEQUENTIAL OR INCIDENTAL DAMAGES, MERCHANTABILITY, OR INFRINGEMENT OF ANY PATENT, COPYRIGHT OR OTHER INTELLECTUAL PROPERTY RIGHT. MACOM FURTHER DOES NOT WARRANT THE ACCURACY OR COMPLETENESS OF THE INFORMATION, TEXT, GRAPHICS OR OTHER ITEMS CONTAINED WITHIN THESE MATERIALS. MACOM SHALL NOT BE LIABLE FOR ANY SPECIAL, INDIRECT, INCIDENTAL, OR CONSEQUENTIAL DAMAGES, INCLUDING WITHOUT LIMITATION, LOST REVENUES OR LOST PROFITS, WHICH MAY RESULT FROM THE USE OF THESE MATERIALS.

MACOM products are not intended for use in medical, lifesaving or life sustaining applications. MACOM customers using or selling MACOM products for use in such applications do so at their own risk and agree to fully indemnify MACOM for any damages resulting from such improper use or sale.

• **MACOM** 通过为光学、无线和卫星网络提供突破性半导体技术，来满足社会对信息的无止境需求，从而实现全面连通且更加安全的世界。如今，**MACOM** 推动着各种基础设施的建设，让数百万人在生活中每时每刻都能方便地沟通、交易、旅行、获取信息和参与娱乐活动。我们的技术提高了移动互联网的速度和覆盖率，让光纤网络得以向企业、家庭和数据中心传输以往无法想象的巨大通信量。**MACOM** 技术支持下一代雷达，可用于空中交通管制和天气预报，从而保卫所有人的安全。**MACOM** 是世界领先通信基础设施的首选合作伙伴，借助我们的顶尖团队和丰富的模拟射频、微波、毫米波和光子半导体产品，可帮助这些公司解决网络容量、信号覆盖、能源效率和现场可靠性等领域内的最复杂挑战。**MACOM** 是半导体行业的支柱型企业，在 60 多年的蓬勃发展历程中，公司敢于采用大胆的技术手段，为客户提供真正的竞争优势并为投资者带来卓越的价值，致力于构筑更加美好的世界。

射频功率产品

- 光电子
- 光波组件
- 放大器
- 二极管
- 网络连接解决方案
- 交叉点和信号调理器
- 频率转换
- 控制产品
- 无源器件
- **SDI** 产品
- 频率生成
- **HDcctv** 设备
- 通信处理器

应用 **深圳市中立信电子科技有限公司 0755-82560215**

- 无线网络和通信
- 光网络
- 射频能量
- 工业、科学和医疗
- 有线宽带
- 广播视频
- 企业解决方案
- 监控

深圳市中立信电子科技有限公司主营 **M/A-COM** 全系列产品 为你提供可靠的产品和优质的服务。

深圳市中立信电子科技有限公司

SHENZHEN ZLX ELECTRONIC TECHNOLOGY CO.,LTD

公司地址：

深圳市福田区福田街道彩田路彩虹新都彩荟阁 7A 室

Room 7A Rainbow Xindu Building Futian District Shenzhen China

公司总机 TEL: 0755-23956688