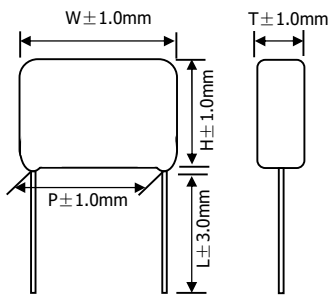


# C21 系列 SERIES

## ■ 外形图



## ■ Outline Drawing



## ■ 特点

- 高频损耗小
- 内部温升小
- 优异的阻燃、防潮性能

## ■ Features

- High frequency and low dissipation factor
- Low temperature rise inside
- Excellent flame retardant and moisture proof

## ■ 主要用途

- 广泛用于高频、直流、交流和脉冲电路电源整流后滤波回路

## ■ Typical application

- Widely used in high frequency DC, AC and pulse circuit, Filtering circuit after rectified.

## ■ 技术参数 Technical Specifications


项目 Items	性能要求 Characteristics		
引用标准 Reference Standard	GB/T 10190 (IEC60384-16)		
气候类别 Climatic Category	40/105/21		
额定温度 Rate Temperature	85℃		
工作温度范围 Operating Temperature Range	-40~105℃ (+85℃to +105℃:decreasing factor 1.25% per °C for V <sub>R</sub> (DC))		
额定电压 Rated Voltage	250V、400V、450V、630V、1000V		
电容量范围 Capacitance Range	0.01μF~10μF		
容量偏差 Capacitance Tolerance	±5%(J) ; ±10%(K) ; ±20% (M) (1kHz)		
耐电压 Voltage Proof	1.6*U <sub>R</sub> (5S)		
损耗角正切 Dissipation Factor	≤10×10 <sup>-4</sup> (20℃;1kHz)		
绝缘电阻 Insulation Resistance	U <sub>R</sub> >100V	CR ≤ 0.33 μF ≥15000 MΩ CR > 0.33 μF ≥5000 S	20℃, 100VDC,1min

## ■ 产品结构

- 介 质: 聚丙烯薄膜
- 电容器电极: 真空蒸镀电极
- 内部结构:

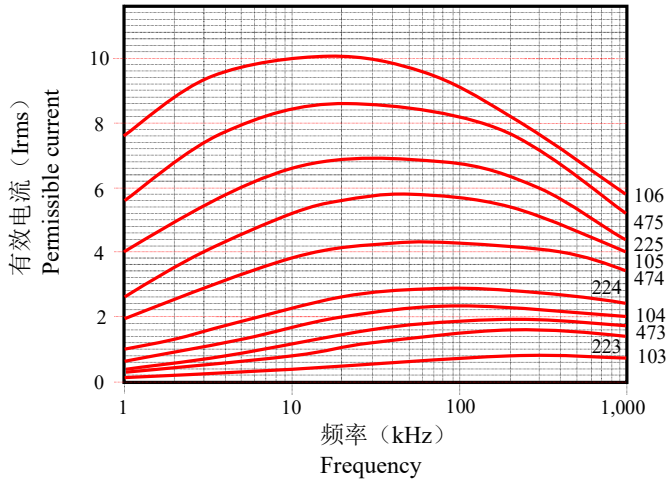
## ■ Construction

- Dielectric: Polypropylene film
- Capacitor electrodes: Vacuum-deposited
- Internal construction

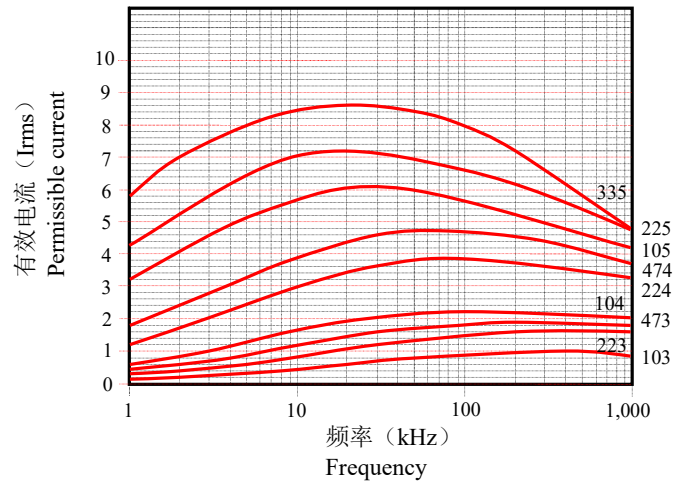


■ 相对于频率的允许电流 Permissible current for frequency

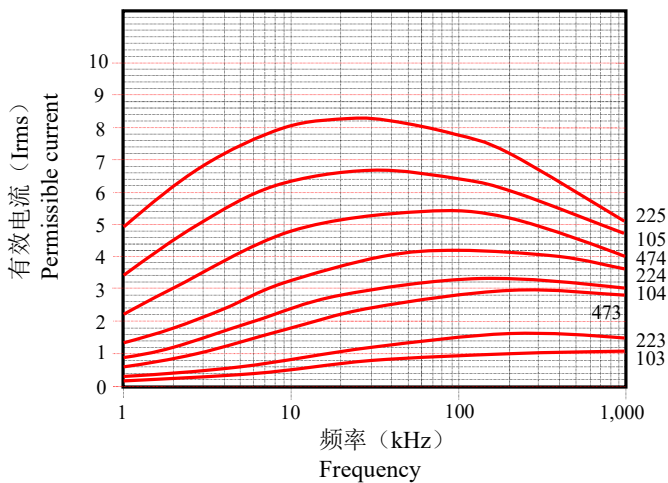
C21 250V



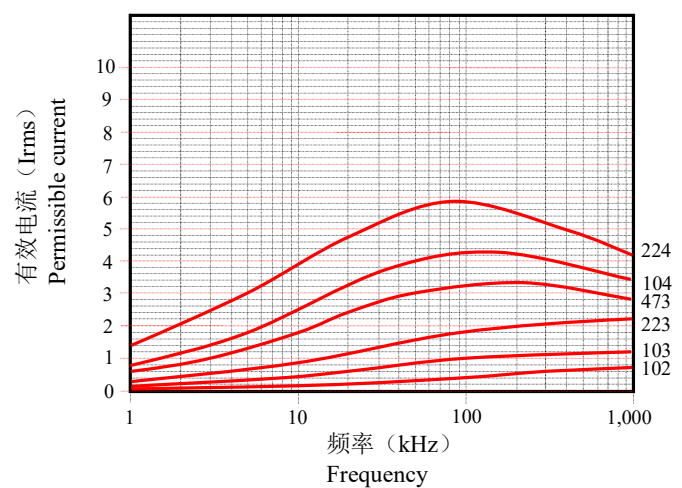
C21 400V



C21 630V



C21 1000V



■ 标准品一览表 Standard size

□: 容量偏差 Tolerance +: 脚型 Lead kinked

250VDC/160VAC							400VDC/450VDC/200VAC						
C <sub>N</sub> (uF)	尺寸 Dimensions(mm)					编号 Part No.	C <sub>N</sub> (uF)	尺寸 Dimensions(mm)					编号 Part No.
	W	H	T	P	D			W	H	T	P	D	
0.010	11.5	8.0	4.5	10.0	0.6	C21103**C*□2NB+000	0.010	11.5	8.0	4.5	10.0	0.6	C21103**C*□2WB+000
0.012	“	9.0	5.0	“	“	C21123**C*□2NB+000	0.012	“	9.0	5.0	“	“	C21123**C*□2WB+000
0.015	“	9.5	5.0	“	“	C21153**C*□2NB+000	0.015	“	9.5	5.0	“	“	C21153**C*□2WB+000
0.018	“	“	5.5	“	“	C21183**C*□2NB+000	0.018	“	“	5.5	“	“	C21183**C*□2WB+000
0.022	“	8.0	4.0	“	“	C21223**C*□2NB+000	0.022	“	8.0	4.0	“	“	C21223**C*□2WB+000
0.027	“	8.5	4.5	“	“	C21273**C*□2NB+000	0.027	“	8.5	4.5	“	“	C21273**C*□2WB+000
0.033	“	9.0	5.0	“	“	C21333**C*□2NB+000	0.033	“	9.0	5.0	“	“	C21333**C*□2WB+000
0.039	“	“	“	“	“	C21393**C*□2NB+000	0.039	“	“	“	“	“	C21393**C*□2WB+000
0.047	“	9.5	5.5	“	“	C21473**C*□2NB+000	0.047	“	9.5	5.5	“	“	C21473**C*□2WB+000
0.056	“	8.5	4.5	“	“	C21563**C*□2NB+000	0.056	“	8.5	4.5	“	“	C21563**C*□2WB+000
0.068	“	9.0	5.0	“	“	C21683**C*□2NB+000	0.068	“	9.0	5.0	“	“	C21683**C*□2WB+000
0.082	“	9.5	5.5	“	“	C21823**C*□2NB+000	0.082	“	9.5	5.5	“	“	C21823**C*□2WB+000
0.10	“	10.0	6.0	“	“	C21104**C*□2NB+000	0.10	“	10.0	6.0	“	“	C21104**C*□2WB+000
0.12	“	10.5	6.5	“	“	C21124**C*□2NB+000	0.12	“	10.5	6.5	“	“	C21124**C*□2WB+000
0.15	“	8.0	4.0	“	“	C21154**C*□2NB+000	0.15	16.5	7.5	4.5	15	0.8	C21154**E*□2WC+000
0.18	“	8.5	4.5	“	“	C21184**C*□2NB+000	0.18	“	8.0	5.0	“	“	C21184**E*□2WC+000
0.22	“	9.0	5.0	“	“	C21224**C*□2NB+000	0.22	“	8.5	5.5	“	“	C21224**E*□2WC+000
0.27	“	9.5	5.5	“	“	C21274**C*□2NB+000	0.27	“	9.5	6.0	“	“	C21274**E*□2WC+000
0.33	“	10.0	6.0	“	“	C21334**C*□2NB+000	0.33	“	10.0	6.5	“	“	C21334**E*□2WC+000
0.39	“	10.5	6.5	“	“	C21394**C*□2NB+000	0.39	“	11.5	7.0	“	“	C21394**E*□2WC+000
0.47	16.5	10.0	5.0	15.0	0.8	C21474**E*□2NC+000	0.47	“	13.5	7.0	“	“	C21474**E*□2WC+000
0.56	“	10.5	5.5	“	“	C21564**E*□2NC+000	0.56	21.5	12.5	6.0	20	“	C21564**E*□2WC+000
0.68	“	11.0	6.0	“	“	C21684**E*□2NC+000	0.68	“	13.5	6.5	“	“	C21684**E*□2WC+000
0.82	“	11.5	7.0	“	“	C21824**E*□2NC+000	0.82	“	14.0	7.5	“	“	C21824**E*□2WC+000
1.0	“	14.0	7.0	“	“	C21105**E*□2NC+000	1.0	“	15.0	8.5	“	“	C21105**E*□2WC+000
1.2	“	15.0	8.0	“	“	C21125**E*□2NC+000	1.2	“	17.0	8.5	“	“	C21125**E*□2WC+000
1.5	21.5	15.0	6.5	20.0	“	C21155**E*□2NC+000	1.5	“	18.0	10.0	“	“	C21155**E*□2WC+000
1.8	“	16.0	7.5	“	“	C21185**E*□2NC+000	1.8	23.5	18.5	9.5	22.5	“	C21185**G*□2WC+000
2.2	“	17.0	8.5	“	“	C21225**E*□2NC+000	2.2	28.5	19.0	9.5	27.5	“	C21225**H*□2WC+000
2.7	“	18.0	9.5	“	“	C21275**E*□2NC+000	2.7	“	20.5	10.5	“	“	C21275**H*□2WC+000
3.3	23.5	18.5	10.0	22.5	“	C21335**G*□2NC+000	3.3	“	21.5	12.0	“	“	C21335**H*□2WC+000
3.9	“	19.5	11.0	“	“	C21395**G*□2NC+000							
4.7	28.5	19.0	11.0	27.5	“	C21475**H*□2NC+000							
5.6	“	20.0	12.0	“	“	C21565**H*□2NC+000							
6.8	“	22.5	12.5	“	“	C21685**H*□2NC+000							
8.2	“	24.5	14.5	“	“	C21825**H*□2NC+000							
10.0	“	26.0	16.0	“	1.0	C21106**H*□2NG+000							

◇ 备注：特殊需要可根据客户要求另行设计

◇ Note: Special requirements can be designed according to customer requirements.

■ 标准品一览表 Standard size

□: 容量偏差 Tolerance +: 脚型 Lead kinked

630VDC/250VAC							1000VDC/400VAC						
C <sub>N</sub> (uF)	尺寸 Dimensions(mm)					编号 Part No.	C <sub>N</sub> (uF)	尺寸 Dimensions(mm)					编号 Part No.
	W	H	T	P	D			W	H	T	P	D	
0.010	11.5	8.0	4.5	10.0	0.6	C21103**C*□25B+000	0.0010	9.5	7.0	4.0	7.5	0.6	C21102**B*□3AB+000
0.012	“	9.0	5.0	“	“	C21123**C*□25B+000	0.0012	“	“	“	“	“	C21122**B*□3AB+000
0.015	“	9.5	5.0	“	“	C21153**C*□25B+000	0.0015	“	“	“	“	“	C21152**B*□3AB+000
0.018	“	“	5.5	“	“	C21183**C*□25B+000	0.0018	“	“	“	“	“	C21182**B*□3AB+000
0.022	“	8.0	4.0	“	“	C21223**C*□25B+000	0.0022	“	“	“	“	“	C21222**B*□3AB+000
0.027	“	9.0	4.5	“	“	C21273**C*□25B+000	0.0027	“	“	“	“	“	C21272**B*□3AB+000
0.033	“	6.5	4.0	“	“	C21333**C*□25B+000	0.0033	“	“	“	“	“	C21332**B*□3AB+000
0.039	“	8.0	“	“	“	C21393**C*□25B+000	0.0039	“	7.5	“	“	“	C21392**B*□3AB+000
0.047	“	“	4.5	“	“	C21473**C*□25B+000	0.0047	“	“	“	“	“	C21472**B*□3AB+000
0.056	“	9.0	“	“	“	C21563**C*□25B+000	0.0056	11.5	7.5	4.0	10.0	“	C21562**C*□3AB+000
0.068	“	9.5	5.0	“	“	C21683**C*□25B+000	0.0068	“	“	“	“	“	C21682**C*□3AB+000
0.082	“	10.0	5.5	“	“	C21823**C*□25B+000	0.0082	“	8.5	“	“	“	C21822**C*□3AB+000
0.10	16.5	8.5	4.5	15.0	0.8	C21104**E*□25C+000	0.010	“	9.0	4.5	“	“	C21103**C*□3AB+000
0.12	“	9.0	“	“	“	C21124**E*□25C+000	0.012	“	9.5	“	“	“	C21123**C*□3AB+000
0.15	“	9.5	5.5	“	“	C21154**E*□25C+000	0.015	“	“	“	“	“	C21153**C*□3AB+000
0.18	“	10.0	6.0	“	“	C21184**E*□25C+000	0.018	“	10.0	5.5	“	“	C21183**C*□3AB+000
0.22	“	10.5	6.5	“	“	C21224**E*□25C+000	0.022	“	8.5	4.0	“	“	C21223**C*□3AB+000
0.27	“	11.5	7.0	“	“	C21274**E*□25C+000	0.027	“	9.0	4.5	“	“	C21273**C*□3AB+000
0.33	“	13.5	“	“	“	C21334**E*□25C+000	0.033	“	9.5	5.0	“	“	C21333**C*□3AB+000
0.39	“	14.5	7.5	“	“	C21394**E*□25C+000	0.039	“	“	5.5	“	“	C21393**C*□3AB+000
0.47	“	15.0	8.5	“	“	C21474**E*□25C+000	0.047	“	9.0	4.5	“	“	C21473**C*□3AB+000
0.56	21.5	14.0	7.5	20.0	“	C21564**E*□25C+000	0.056	“	“	4.8	“	“	C21563**C*□3AB+000
0.68	“	15.0	8.5	“	“	C21684**E*□25C+000	0.068	“	9.5	5.0	“	“	C21683**C*□3AB+000
0.82	“	16.0	9.5	“	“	C21824**E*□25C+000	0.082	16.5	10.0	5.5	15.0	0.8	C21823**E*□3AC+000
1.0	“	18.0	9.5	“	“	C21105**E*□25C+000	0.10	“	11.0	6.0	“	“	C21104**E*□3AC+000
1.2	23.5	17.5	11.0	22.5	“	C21125**G*□25C+000	0.12	“	11.5	6.5	“	“	C21124**E*□3AC+000
1.5	“	19.0	12.5	“	“	C21155**G*□25C+000	0.15	“	12.5	7.5	“	“	C21154**E*□3AC+000
1.8	28.5	20.5	11.0	27.5	“	C21185**H*□25C+000	0.18	23.5	“	5.5	22.5	“	C21184**G*□3AC+000
2.2	“	22.0	12.0	“	“	C21225**H*□25C+000	0.22	“	13.0	6.0	“	“	C21224**G*□3AC+000
2.7	“	23.5	13.5	“	“	C21275**H*□25C+000							
3.3	“	25.0	15.5	“	“	C21335**H*□25C+000							

◇ 备注：特殊需要可根据客户要求另行设计

◇ Note: Special requirements can be designed according to customer requirements.