





452/454 Series Fuse






Agency Approvals

| AGENCY | AGENCY FILE NUMBER | AMPERE RANGE |
|---|--------------------|--------------|
|  | E10480 | 0.375A - 12A |
|  | 29862 | 0.375A - 12A |
|  | NBK030205-E10480B | 1A - 5A |

Electrical Characteristics for Series

| % of Ampere Rating | Opening Time |
|--------------------|----------------------------------|
| 100% | 4 hours, Minimum |
| 200% | 1 sec., Min.; 60 sec., Max. |
| 300% | 0.2 sec., Min.; 3 sec., Max |
| 800% | 0.002 sec., Min.; 0.1 sec., Max. |

Electrical Specifications by Item

| Ampere Rating (A) | Amp Code | Max Voltage Rating (V) | Interrupting Rating | Nominal Cold Resistance (Ohms) | Nominal Melting I ² t (A ² sec) | Agency Approvals | | |
|-------------------|----------|------------------------|---|--------------------------------|---|---|---|---|
| | | | | | |  |  |  |
| 0.375 | .375 | 125 | 50A @ 125 VAC/VDC 300A @ 32 VDC PSE: 100A @ 100 VAC | 1.2000 | 0.101 | x | x | |
| 0.500 | .500 | 125 | | 0.7000 | 0.240 | x | x | |
| 0.750 | .750 | 125 | | 0.3600 | 0.904 | x | x | |
| 001. | 001. | 125 | | 0.2250 | 1.98 | x | x | x |
| 1.50 | 01.5 | 125 | | 0.0930 | 3.65 | x | x | x |
| 2.00 | 002. | 125 | | 0.0625 | 8.20 | x | x | x |
| 2.50 | 02.5 | 125 | | 0.0450 | 15.0 | x | x | x |
| 3.00 | 003. | 125 | | 0.0340 | 20.16 | x | x | x |
| 3.50 | 03.5 | 125 | | 0.0224 | 26.53 | x | x | x |
| 4.00 | 004. | 125 | | 0.0186 | 34.40 | x | x | x |
| 5.00 | 005. | 125 | | 0.0136 | 53.72 | x | x | x |
| 7.00 | 007. | 75 | 50A @ 72 VAC 50A @ 60 VDC 100A @ 75 VDC | 0.0105 | 123.83 | x | x | |
| 8 | 008. | 75 | | 0.0088 | 137.34 | x | x | |
| 12 | 012. | 75 | | 0.0061 | 260.46 | x | x | |

Notes:
 - I²t calculated at 8ms.
 - Resistance is measured at 10% of rated current, 25°C

Description

The NANO² Slo-Blo fuse has enhanced inrush withstand characteristics over the NANO² Fast-Acting fuse. The unique time delay feature of this fuse design helps solve the problem of nuisance “opening” by accommodating inrush currents that normally cause a fast-acting fuse to open.

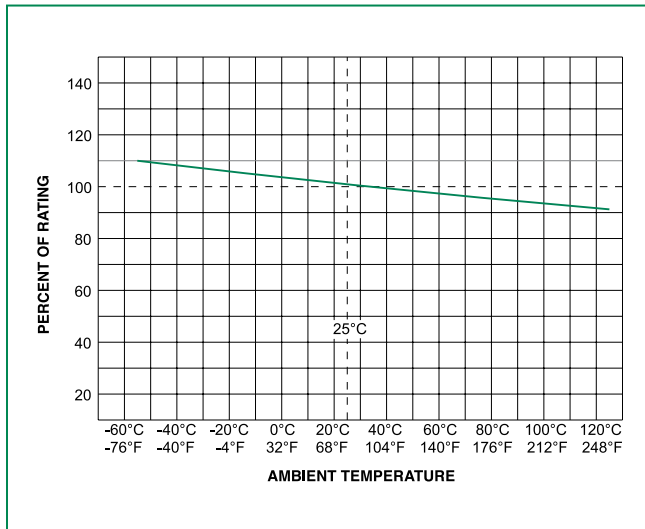
Features

- Small size
- Wide range of current rating available (0.375A to 12A)
- Wide operating temperature range
- Low temperature derating
- RoHS compliant and Halogen Free

Applications

- Notebook PC
- LCD/PDPTV
- LCD monitor
- LCD/PDP panel
- LCD backlight inverter
- Portable DVD player
- Power supply
- Networking
- PC server
- Cooling fan system
- Storage system
- Telecom system
- Wireless basestation
- White goods
- Game console
- Office Automation equipment
- Battery charging circuit protection
- Industrial equipment

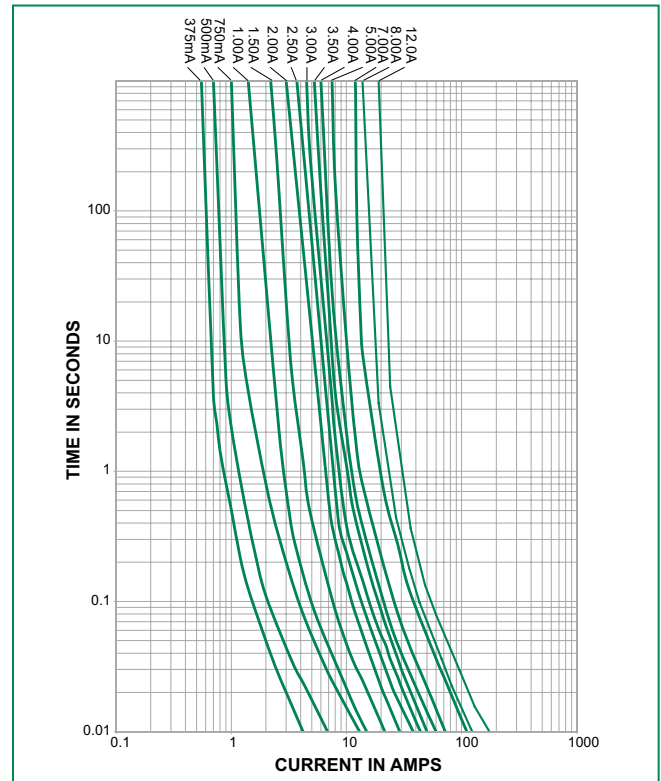
Temperature Re-rating Curve



Note:

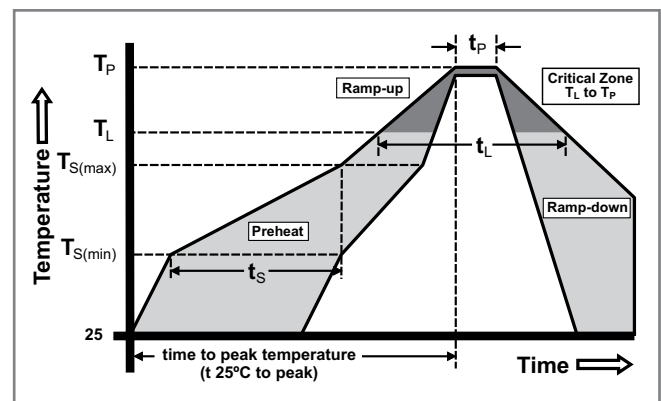
1. Rerating depicted in this curve is in addition to the standard derating of 25% for continuous operation.

Average Time Current Curves



Soldering Parameters

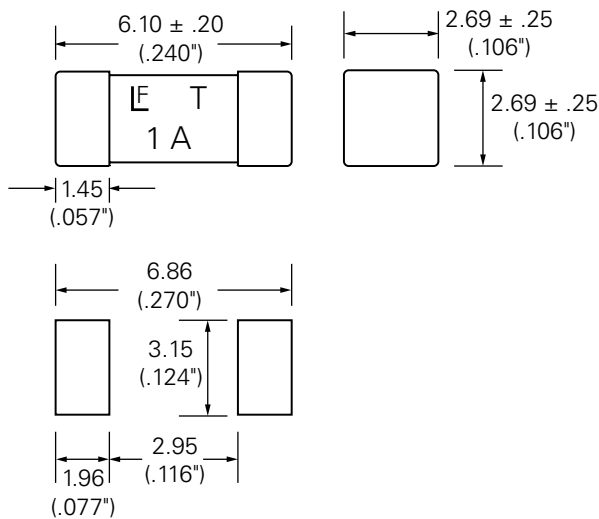
| | | |
|--|------------------------------------|--|
| Reflow Condition | | Pb – Free assembly |
| Pre Heat | - Temperature Min ($T_{s(min)}$) | 150°C |
| | - Temperature Max ($T_{s(max)}$) | 200°C |
| | - Time (Min to Max) (t_s) | 60 – 120 secs |
| Average ramp up rate (Liquidus Temp (T_L) to peak) | | 5°C/second max. |
| $T_{s(max)}$ to T_L - Ramp-up Rate | | 5°C/second max. |
| Reflow | - Temperature (T_L) (Liquidus) | 217°C |
| | - Temperature (t_L) | 60 – 90 seconds |
| Peak Temperature (T_p) | | 260 ^{+0/-5} °C |
| Time within 5°C of actual peak Temperature (t_p) | | 20 – 40 seconds |
| Ramp-down Rate | | 5°C/second max. |
| Time 25°C to peak Temperature (T_p) | | 8 minutes max. |
| Do not exceed | | 260°C |
| Wave Soldering Parameters | | 260°C Peak Temperature, 3 seconds max. |



Product Characteristics

| | |
|--|---|
| Materials | Body: Ceramic Terminations: Gold-plated Caps / Sn-dipped Silver Plated Caps (452 Series) Silver-plated Caps (454 Series) |
| Product Marking | Brand, Ampere Rating |
| Operating Temperature | -55°C to 125°C |
| Moisture Sensitivity Level | Level 1, J-STD-020 |
| Solderability | MIL-STD-202, Method 208 |
| Insulation Resistance (after Opening) | MIL-STD-202, Method 302, Test Condition A (10,000 ohms minimum) |

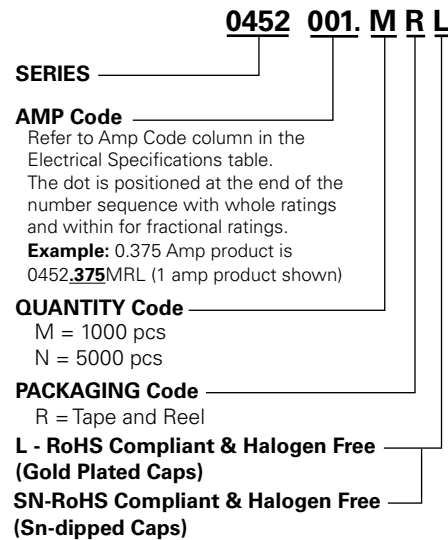
Dimensions



Recommended pad layout

| | |
|-------------------------------------|---|
| Thermal Shock | MIL-STD-202, Method 107, Test Condition B, 5 cycles, -65°C / +125°C, 15 minutes @ each extreme |
| Mechanical Shock | MIL-STD-202, Method 213, Test I: Deenergized. 100G's pk amplitude, sawtooth wave 6ms duration, 3 cycles XYZ+xyz = 18 shocks |
| Vibration | MIL-STD-202, Method 201: 0.03" amplitude, 10-55 Hz in 1 min. 2hrs each XYZ=6hrs |
| Moisture Resistance | MIL-STD-202, Method 106, 10 cycles |
| Salt Spray | MIL-STD-202, Method 101, Test Condition B (48hrs) |
| Resistance to Soldering Heat | MIL-STD-202, Method 210, Test condition B (10 sec at 260°C) |

Part Numbering System



Notes:
452 series may be ordered as "RoHS and HF (Gold Plated Caps)" ("L" suffix).
454 series is available only as "RoHS and HF" version and does not require "L" suffix.
Please do not include "L" suffix within 454 series ordering instructions.

Packaging

| Packaging Option | Packaging Specification | Quantity | Quantity & Packaging Code |
|--------------------|--------------------------------|----------|---------------------------|
| 12mm Tape and Reel | EIA RS-481-1 (IEC 286, part 3) | 5000 | NR |
| 12mm Tape and Reel | EIA RS-481-1 (IEC 286, part 3) | 1000 | MR |

Additional Information



Datasheet 452 Series



Resources 452 Series



Samples 452 Series



Datasheet 454 Series



Resources 454 Series



Samples 454 Series

Disclaimer Notice - Littelfuse products are not designed for, and shall not be used for, any purpose (including, without limitation, automotive, military, aerospace, medical, life-saving, life-sustaining or nuclear facility applications, devices intended for surgical implant into the body, or any other application in which the failure or lack of desired operation of the product may result in personal injury, death, or property damage) other than those expressly set forth in applicable Littelfuse product documentation. Warranties granted by Littelfuse shall be deemed void for products used for any purpose not expressly set forth in applicable Littelfuse documentation. Littelfuse shall not be liable for any claims or damages arising out of products used in applications not expressly intended by Littelfuse as set forth in applicable Littelfuse documentation. The sale and use of Littelfuse products is subject to Littelfuse Terms and Conditions of Sale, unless otherwise agreed by Littelfuse. Information furnished is believed to be accurate and reliable. However, users should independently evaluate the suitability of and test each product selected for their own applications. Littelfuse products are not designed for, and may not be used in, all applications. Read complete Disclaimer Notice at www.littelfuse.com/disclaimer-electronics.