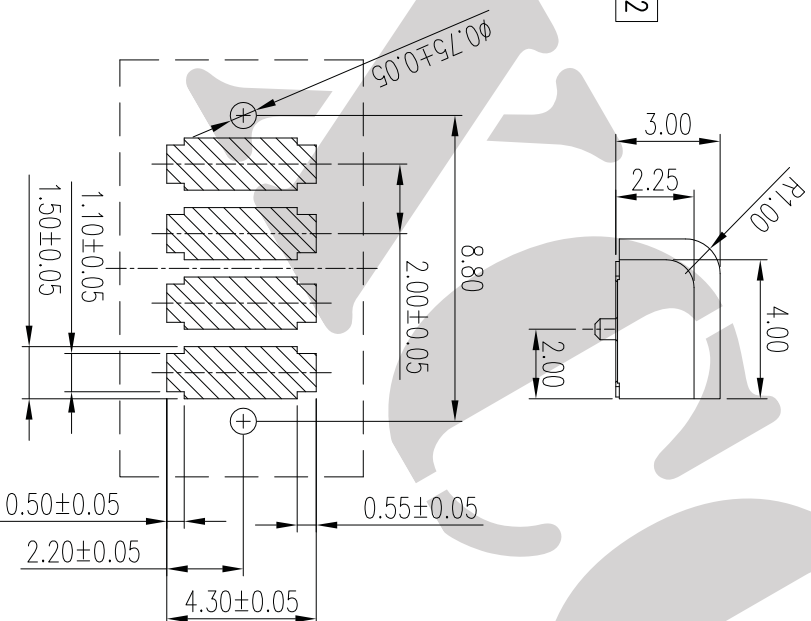
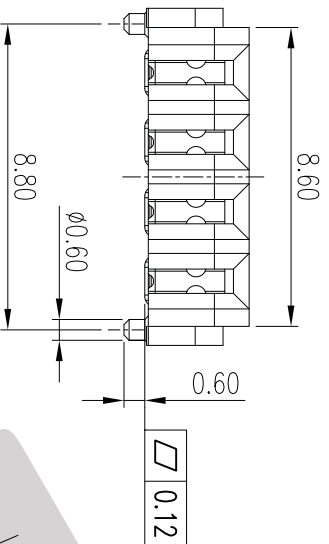
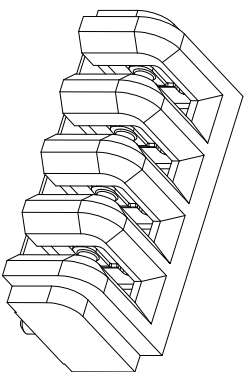
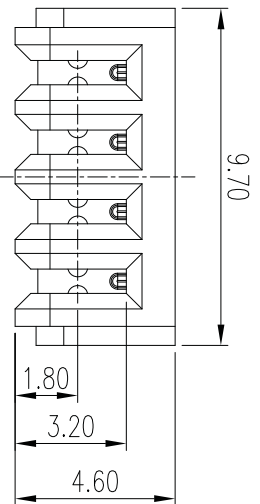


# CUSTOMER DRAWING



Recommended P.C.Board Layout  
Layout Tolerance:  $\pm 0.05\text{mm}$

## NOTES:

1. Material:  
Housing: Thermoplastic UL 94V-0, Black  
Terminal: Copper Alloy
2. Finish: Plating Gold
3. Specification  
Current Rating: 1A Max./Pin  
Voltage Rating: 30V Max.  
Contact Resistance: 50m ohm Max.  
Insulation Resistance: 1000M ohm Min.  
Dielectric Voltage: 500V  
Operating Temperature:  $-20^{\circ}\text{C} \sim 80^{\circ}\text{C}$
4. Mechanical:  
Durability: 1000 Cycles Max.
5. Order information:  
CF 200-005-04-S-XX-X

Amount of Pins:  
04:4PIN

Housing Material:  
L:L:CP  
T:PA6T

Option  
S:SMT

Plating  
G1:G/F  
G2:2u" Gold  
G3:5u" Gold  
G4:10u" Gold  
G5:15u" Gold  
G6:30u" Gold

REV.	ECN NO.	DESCRIPTION	DATE	DRAWER	APPROVER
A0		NEW	2018/01/19	GZZ	

DIMENSION IN mm [inch]		TOLERANCE UNLESS OTHERWISE SPECIFIED	TITLE:	Scale
X.	$\pm$			
X.X	$\pm 0.38$	X.X°	$\pm 5^{\circ}$	1:1
X.XX	$\pm 0.25$	X.XX°	$\pm 2^{\circ}$	A4
X.XXX	$\pm 0.13$	X.XXX°	$\pm 1^{\circ}$	A0
PART NO: CF200-005-04-S-XX-X		DRAW NO: CF200-005-04-S-XX-X		Size
Approvers		Checker	SKY 2018/01/19	Drawer
		Checker	GZZ 2018/01/19	Sheet



东莞市鹏祥电子有限公司

TEL: 0769-81668635 FAX: 0769-81668646

2.0PH 005 Battery  
Female SMT



A

B

C

D

E

1

2

3

4

5

6

7