


MINIATURE RELAY

2 POLES—1 to 2 A (FOR SIGNAL SWITCHING)

A SERIES

■ FEATURES

- Extremely low profile and light weight
 - Height: 5 mm
 - Weight: approximately 1.2 g
- UL, CSA recognized
- Conforms to FCC rules and regulations part 68
 - Surge strength 1,500 V
- High reliability—bifurcated contacts
- Wide operating range
- DIL pitch terminals
- Plastic sealed type
- Latching version available



■ ORDERING INFORMATION

[Example] $\frac{A}{(a)}$ $\frac{L}{(b)}$ $\frac{-}{(*)}$ $\frac{D}{(c)}$ $\frac{12}{(d)}$ $\frac{W}{(e)}$ $\frac{-}{(f)}$ $\frac{K}{(f)}$

(a)	Series Name	A : A Series
(b)	Operation Function	Nil : Standard type L : Latching type
(c)	Number of Coil	Nil : Single winding type D : Double winding type
(d)	Nominal Voltage	Refer to the COIL DATA CHART
(e)	Contact	W : Bifurcated type
(f)	Enclosure	K : Plastic sealed type

Note: Actual marking omits the hyphen (-) of (*)

■ SAFETY STANDARD AND FILE NUMBERS

UL478, 508 (File No. E45026)

C22.2 No. 14 (File No. LR35579)

Nominal voltage	Contact rating
1.5 to 48 VDC	0.5 A 125 VAC
	2 A 30 VDC
	0.3 A 110 VDC
	— resistive

Only UL/CSA approval markings are marked on the cover.

勝特力材料 886-3-5753170
 勝特力电子(上海) 86-21-54151736
 勝特力电子(深圳) 86-755-83298787
[Http://www.100y.com.tw](http://www.100y.com.tw)

A SERIES

■ SPECIFICATIONS

Item		Standard Type	Single Winding Latching Type	Double Winding Latching Type
		A-() W-K	AL-() W-K	AL-D () W-K
Contact	Arrangement	2 form C (DPDT)		
	Material	Gold overlay silver alloy		
	Resistance (initial)	Maximum 50 mΩ (at 1 A 6 VDC)		
	Rating (resistive)	0.5 A 125 VAC or 1 A 30 VDC		
	Maximum Carrying Current	2 A		
	Maximum Switching Power	62.5 AV/30 W		
	Maximum Switching Voltage	250 VAC, 220 VDC		
	Maximum Switching Current	2 A		
	Minimum Switching Load*1	0.01 mA 10 mVDC		
	Capacitance	Approximately 0.5 pF (between open contacts, adjacent contacts) Approximately 1.0 pF (between coil and contacts)		
Coil	Nominal Power (at 20°C)	0.14 to 0.3 W	0.1 to 0.15 W	0.20 to 0.3 W
	Operate Power (at 20°C)	0.08 to 0.17 W	0.06 to 0.85 W	0.15 to 0.17 W
	Operating Temperature	-40°C to +85°C (no frost) (refer to the CHARACTERISTIC DATA)		
Time Value	Operate (at nominal voltage)	Maximum 6 ms	Maximum 6 ms (set)	
	Release (at nominal voltage)	Maximum 4 ms	Maximum 6 ms (reset)	
Insulation	Resistance (at 500 VDC)	Minimum 1,000 MΩ		
	Dielectric Strength	between open contacts	1,000 VAC 1 minute	
		between adjacent contacts	1,000 VAC 1 minute	
		between coil and contacts	1,000 VAC 1 minute	
Surge Strength	1,500 V (between coil and contacts)			
Life	Mechanical	1 × 10 ⁸ operations minimum	1 × 10 ⁷ operations minimum	
	Electrical	2 × 10 ⁵ ops. min. (0.5 A 125 VAC), 5 × 10 ⁵ ops. min. (1 A 30 VDC)		
Other	Vibration Resistance	Misoperation	10 to 55 Hz (double amplitude of 3.3 mm)	
		Endurance	10 to 55 Hz (double amplitude of 5.0 mm)	
	Shock Resistance	Misoperation	500 m/s ² (11 ±1 ms)	
		Endurance	1,000 m/s ² (6 ±1 ms)	
	Weight	Approximately 1.2 g		

*1 Minimum switching loads mentioned above are reference values. Please perform the confirmation test with the actual load before production since reference values may vary according to switching frequencies, environmental conditions and expected reliability levels.

COIL DATA CHART

	MODEL	Nominal voltage	Coil resistance (±10%)	Must operate voltage*1	Must release voltage*1	Nominal power
Standard Type	A-1.5W-K	1.5 VDC	16.1Ω	+1.05 VDC	+0.15 VDC	140 mW
	A- 3 W-K	3 VDC	64.3Ω	+2.1 VDC	+0.3 VDC	140 mW
	A-4.5W-K	4.5 VDC	145Ω	+3.15 VDC	+0.45 VDC	140 mW
	A- 5 W-K	5 VDC	178Ω	+3.5 VDC	+0.5 VDC	140 mW
	A- 6 W-K	6 VDC	257Ω	+4.2 VDC	+0.6 VDC	140 mW
	A- 9 W-K	9 VDC	579Ω	+6.3 VDC	+0.9 VDC	140 mW
	A-12 W-K	12 VDC	1,028Ω	+8.4 VDC	+1.2 VDC	140 mW
	A-18 W-K	18 VDC	1,620Ω	+12.6 VDC	+1.8 VDC	200 mW
	A-24 W-K	24 VDC	2,880Ω	+16.8 VDC	+2.4 VDC	200 mW
	A-48 W-K	48 VDC	7,680Ω	+33.6 VDC	+4.8 VDC	300 mW

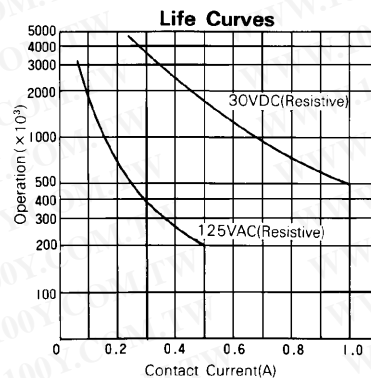
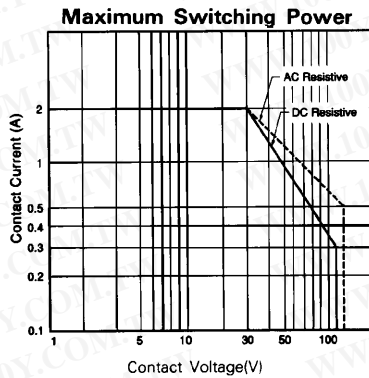
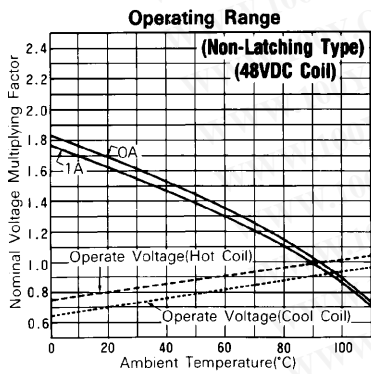
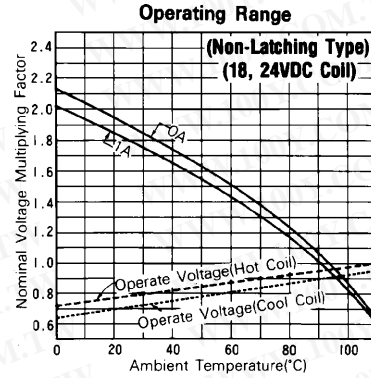
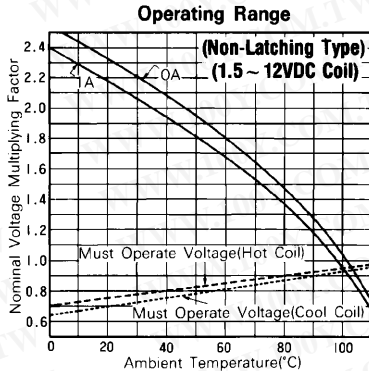
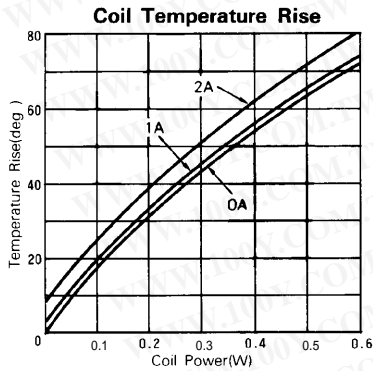
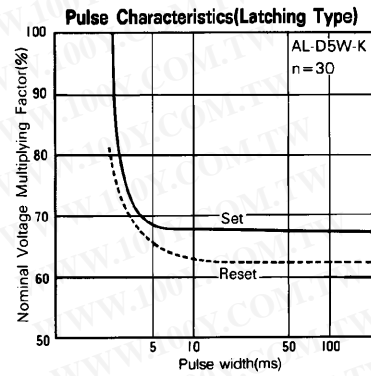
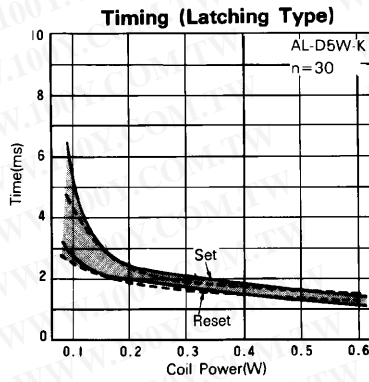
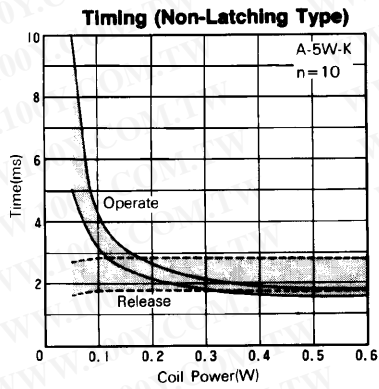
Note: *1 Specified values are subject to pulse wave voltage.
 All values in the table are measured at 20°C.

	MODEL	Nominal voltage	Coil resistance (±10%)	Set voltage*1	Reset voltage*1	Nominal power
Single Winding Latching Type	AL-1.5W-K	1.5 VDC	22.5Ω	+1.05 VDC	-1.05 VDC	100 mW
	AL- 3 W-K	3 VDC	90Ω	+2.1 VDC	-2.1 VDC	100 mW
	AL-4.5W-K	4.5 VDC	203Ω	+3.15 VDC	-3.15 VDC	100 mW
	AL- 5 W-K	5 VDC	250Ω	+3.5 VDC	-3.5 VDC	100 mW
	AL- 6 W-K	6 VDC	360Ω	+4.2 VDC	-4.2 VDC	100 mW
	AL- 9 W-K	9 VDC	810Ω	+6.3 VDC	-6.3 VDC	100 mW
	AL-12 W-K	12 VDC	1,440Ω	+8.4 VDC	-8.4 VDC	100 mW
	AL-18 W-K	18 VDC	2,160Ω	+12.6 VDC	-12.6 VDC	150 mW
	AL-24 W-K	24 VDC	3,840Ω	+16.8 VDC	-16.8 VDC	150 mW
Double Winding Latching Type	AL-D1.5W-K	1.5 VDC	P 11.25Ω	+1.05 VDC	+1.05 VDC	200 mW
			S 11.25Ω			
	AL-D 3 W-K	3 VDC	P 45Ω	+2.1 VDC	+2.1 VDC	200 mW
			S 45Ω			
	AL-D4.5W-K	4.5 VDC	P 101Ω	+3.15 VDC	+3.15 VDC	200 mW
			S 101Ω			
	AL-D 5 W-K	5 VDC	P 125Ω	+3.5 VDC	+3.5 VDC	200 mW
			S 125Ω			
	AL-D 6 W-K	6 VDC	P 180Ω	+4.2 VDC	+4.2 VDC	200 mW
			S 180Ω			
	AL-D 9 W-K	9 VDC	P 405Ω	+6.3 VDC	+6.3 VDC	200 mW
			S 405Ω			
AL-D12 W-K	12 VDC	P 720Ω	+8.4 VDC	+8.4 VDC	200 mW	
		S 720Ω				
AL-D18 W-K	18 VDC	P 1,080Ω	+12.6 VDC	+12.6 VDC	300 mW	
		S 1,080Ω				
AL-D24 W-K	24 VDC	P 1,920Ω	+16.8 VDC	+16.8 VDC	300 mW	
		S 1,920Ω				

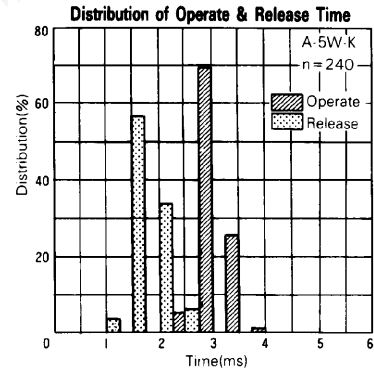
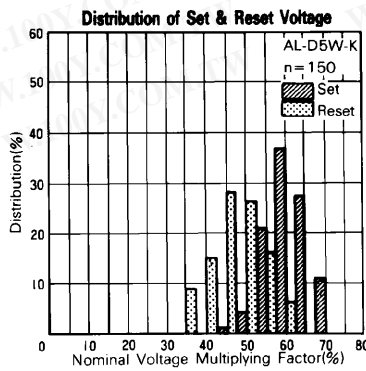
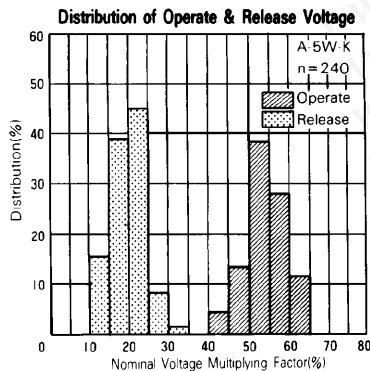
Note: *1 Specified values are subject to pulse wave voltage.
 All values in the table are measured at 20°C.

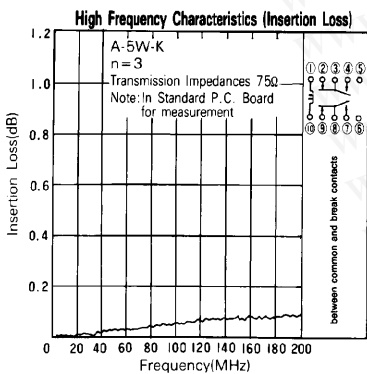
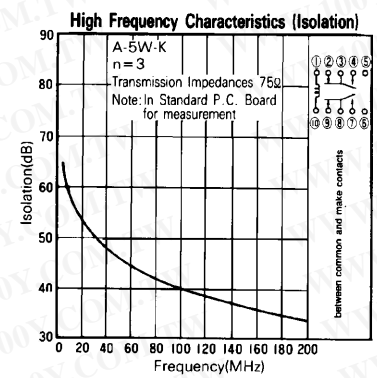
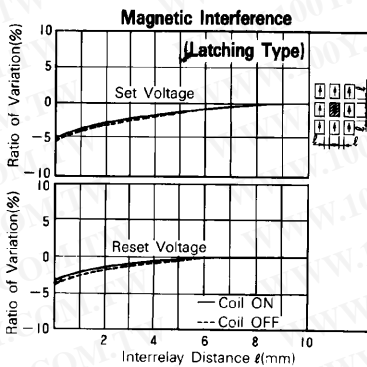
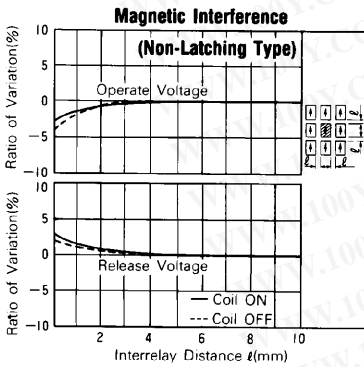
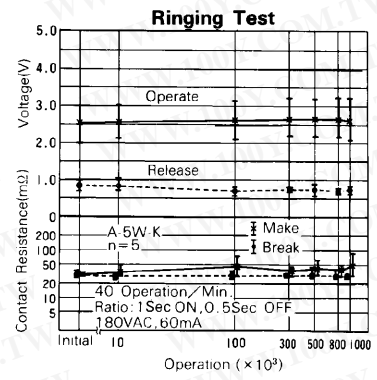
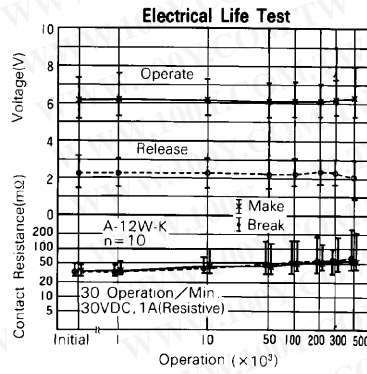
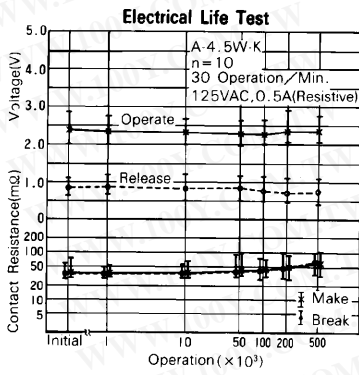
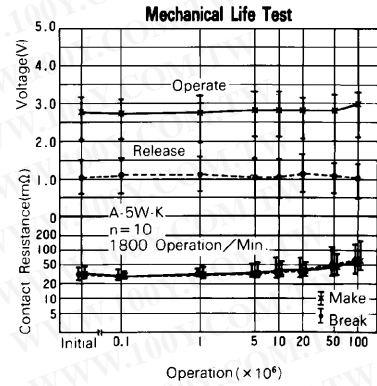
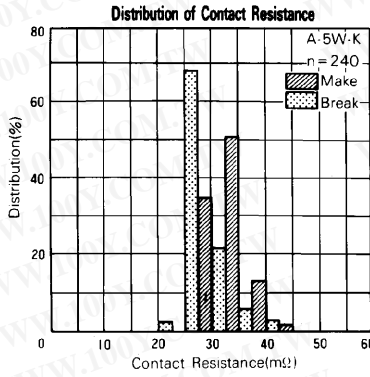
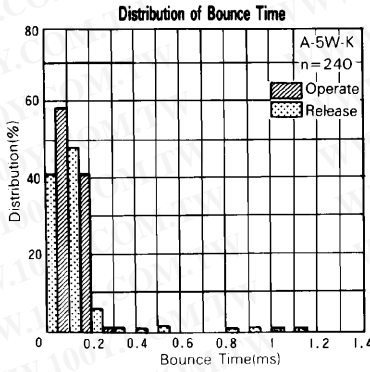
P: Primary coil S: Secondary coil

CHARACTERISTIC DATA



REFERENCE DATA





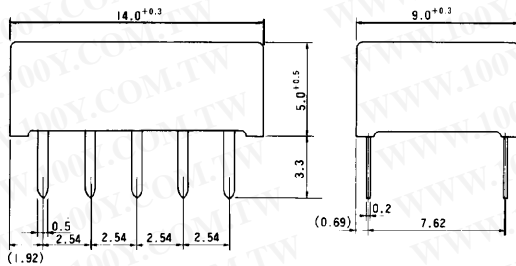
勝特力材料 886-3-5753170
 勝特力电子(上海) 86-21-54151736
 勝特力电子(深圳) 86-755-83298787
[Http://www.100y.com.tw](http://www.100y.com.tw)

A SERIES

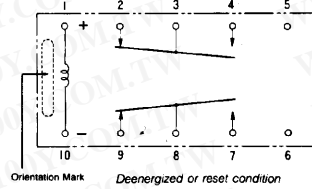
■ DIMENSIONS

● Dimensions

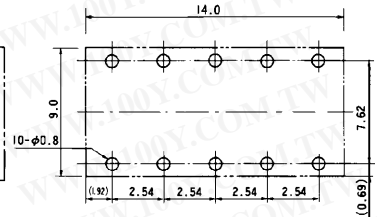
A, AL type (Non-latching type, single winding latching type)



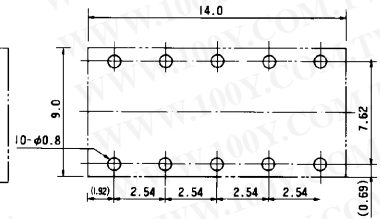
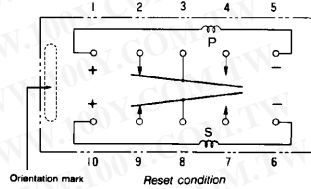
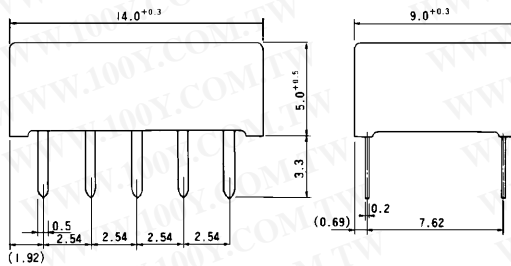
● Schematics (Bottom View)



● PC board mounting hole layout (Bottom View)



AL-D type (Double winding latching type)



勝特力材料 886-3-5753170
 勝特力电子(上海) 86-21-54151736
 勝特力电子(深圳) 86-755-83298787
[Http://www.100y.com.tw](http://www.100y.com.tw)