



浩畅半导体
www.szhaochang.cn

SS54L (LOW VF)

LOW VF SCHOTTKY BARRIER RECTIFIER

产
品
规
格
书

承
认
书

客户确认：

公司签章：

部门

工程部

品保部

采购部

签名

日期



SS54L (LOW VF)

5.0 AMP SURFACE MOUNT SCHOTTKY BARRIER RECTIFIERS



FEATURES

- * Ideal for surface mount applications
- * Easy pick and place
- * Built-in strain relief
- * Low forward voltage drop

MECHANICAL DATA

- * Case: Molded plastic
- * Epoxy: UL 94V-0 rate flame retardant
- * Metallurgically bonded construction
- * Polarity: Color band denotes cathode end
- * Mounting position: Any
- * Weight: 0.093 grams

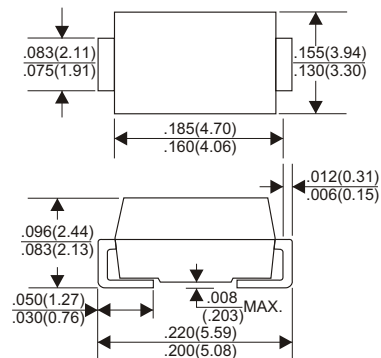
VOLTAGE RANGE

40 Volts

CURRENT

5.0 Ampere

DO-214AA(SMB)



MAXIMUM RATINGS AND ELECTRICAL CHARACTERISTICS

Rating 25°C ambient temperature unless otherwise specified.
 Single phase half wave, 60Hz, resistive or inductive load.
 For capacitive load, derate current by 20%.

TYPE NUMBER	SS54L	UNITS
Maximum Recurrent Peak Reverse Voltage	40	V
Maximum RMS Voltage	28	V
Maximum DC Blocking Voltage	40	V
Maximum Average Forward Rectified Current		
at $T_L=90^\circ\text{C}$	5.0	A
Peak Forward Surge Current, 8.3 ms single half sine-wave superimposed on rated load (JEDEC method)	150	A
Maximum Instantaneous Forward Voltage at 5.0A	0.45	V
Maximum DC Reverse Current $T_a=25^\circ\text{C}$	1.0	mA
at Rated DC Blocking Voltage $T_a=100^\circ\text{C}$	20	mA
Typical Junction Capacitance (Note1)	380	pF
Typical Thermal Resistance R_{JL} (Note 2)	10	$^\circ\text{C}/\text{W}$
Operating Temperature Range T_J	-55 — +150	$^\circ\text{C}$
Storage Temperature Range T_{STG}	-55 — +150	$^\circ\text{C}$

NOTES:

1. Measured at 1MHz and applied reverse voltage of 4.0V D.C.
2. Thermal Resistance Junction to Lead.

SS54L (LOW VF)

Fig.1 Forward Current Derating Curve

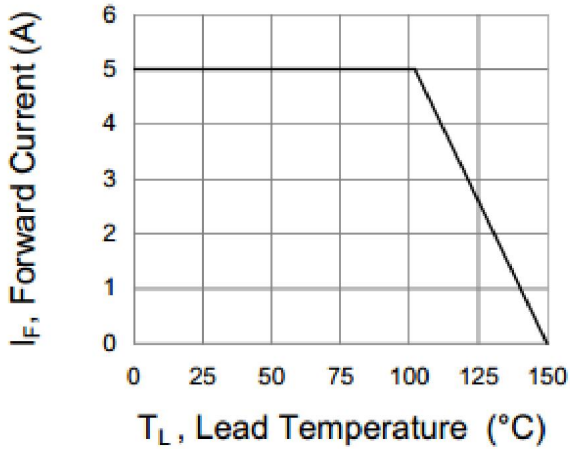


Fig.2 Typical Junction Capacitance

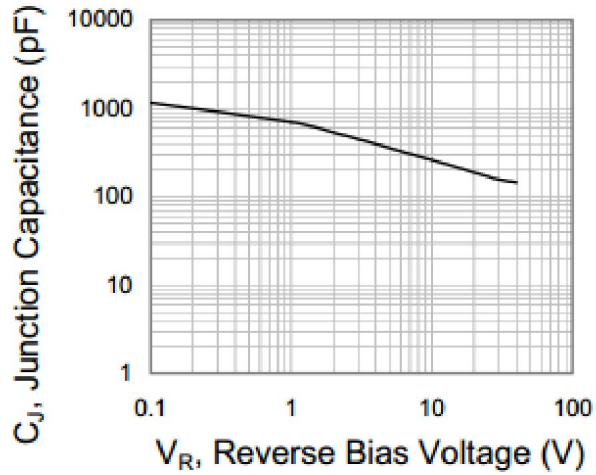


Fig.3 Typical Reverse Characteristics

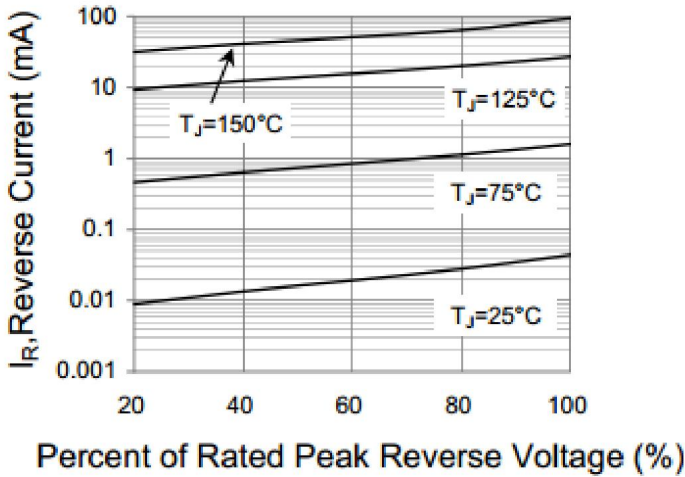


Fig.4 Typical Forward Characteristics

