

ESD12VAPB

Description

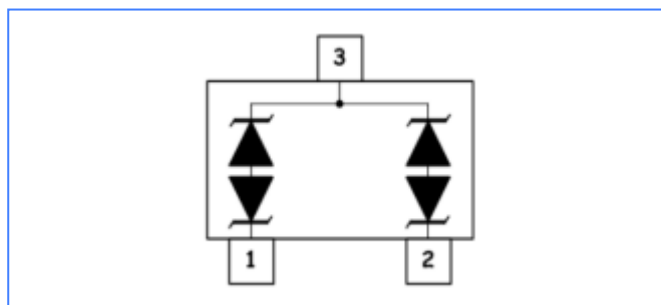
ESD12VAPB is designed to protect voltage sensitive components from ESD and transient voltage events. Excellent clamping capability, low leakage, and fast response time, make these parts ideal for ESD protection on designs where board space is at a premium.

Features

- Ultra low leakage
- Operating voltage: 12V
- Package: SOT-23
- Protects two bidirectional line
- Low clamping voltage
- Complies with following standards:
 - IEC 61000-4-2 (ESD) immunity test
 - Air discharge: $\pm 15\text{kV}$
 - Contact discharge: $\pm 8\text{kV}$
 - IEC61000-4-4 (EFT) 40A (5/50ns)
 - IEC61000-4-5 (Lightning) 5A (8/20 μs)



Functional Diagram



Applications

- Portable Electronics
- Cellular Handsets and Accessories
- Industrial Controls
- Portable instrumentation
- Set-Top Box
- Peripherals

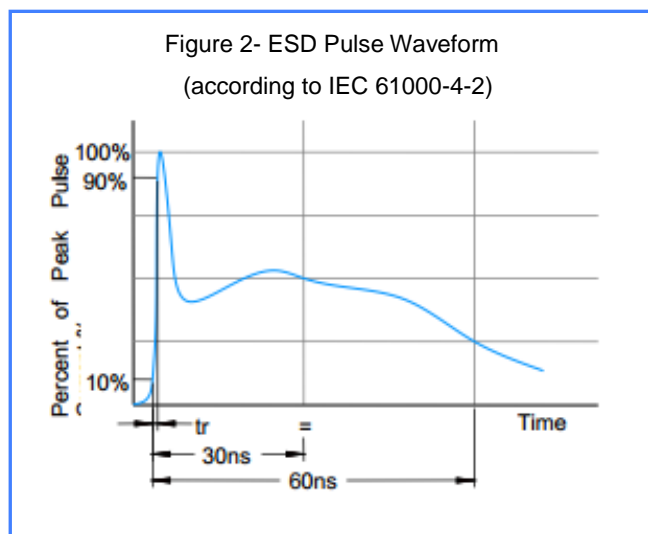
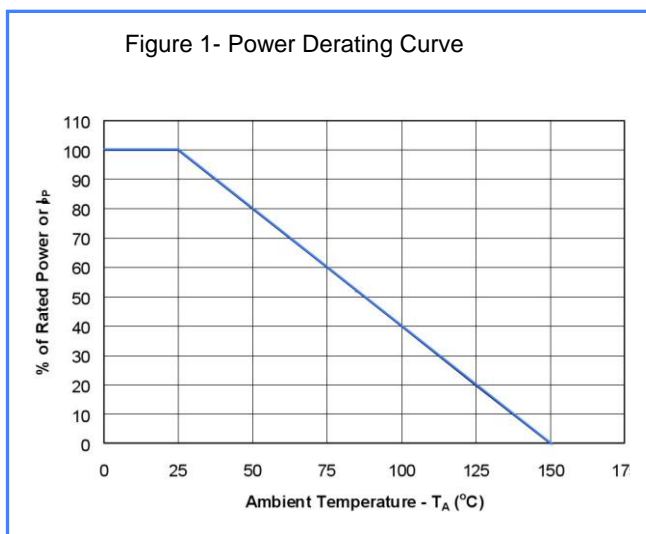
Absolute Maximum Ratings(Tamb=25 °C unless otherwise specified)

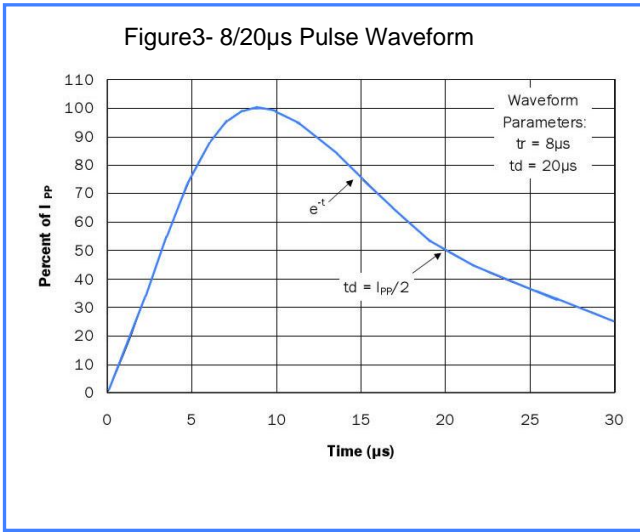
Parameter	Symbol	Value	Unit
Peak Pulse Power (8/20 μs)	P _{PP}	300	Watts
ESD per IEC 61000-4-2 (Air)	V _{ESD}	± 15	KV
ESD per IEC 61000-4-2 (Contact)		± 8	KV
Lead Soldering Temperature	TL	260 (10 sec)	°C
Operating Temperature Range	T _J	-55 to +150	°C
Storage Temperature Range	T _{STJ}	-55 to +150	°C

Electrical Characteristics (TA = 25 °C unless otherwise noted)

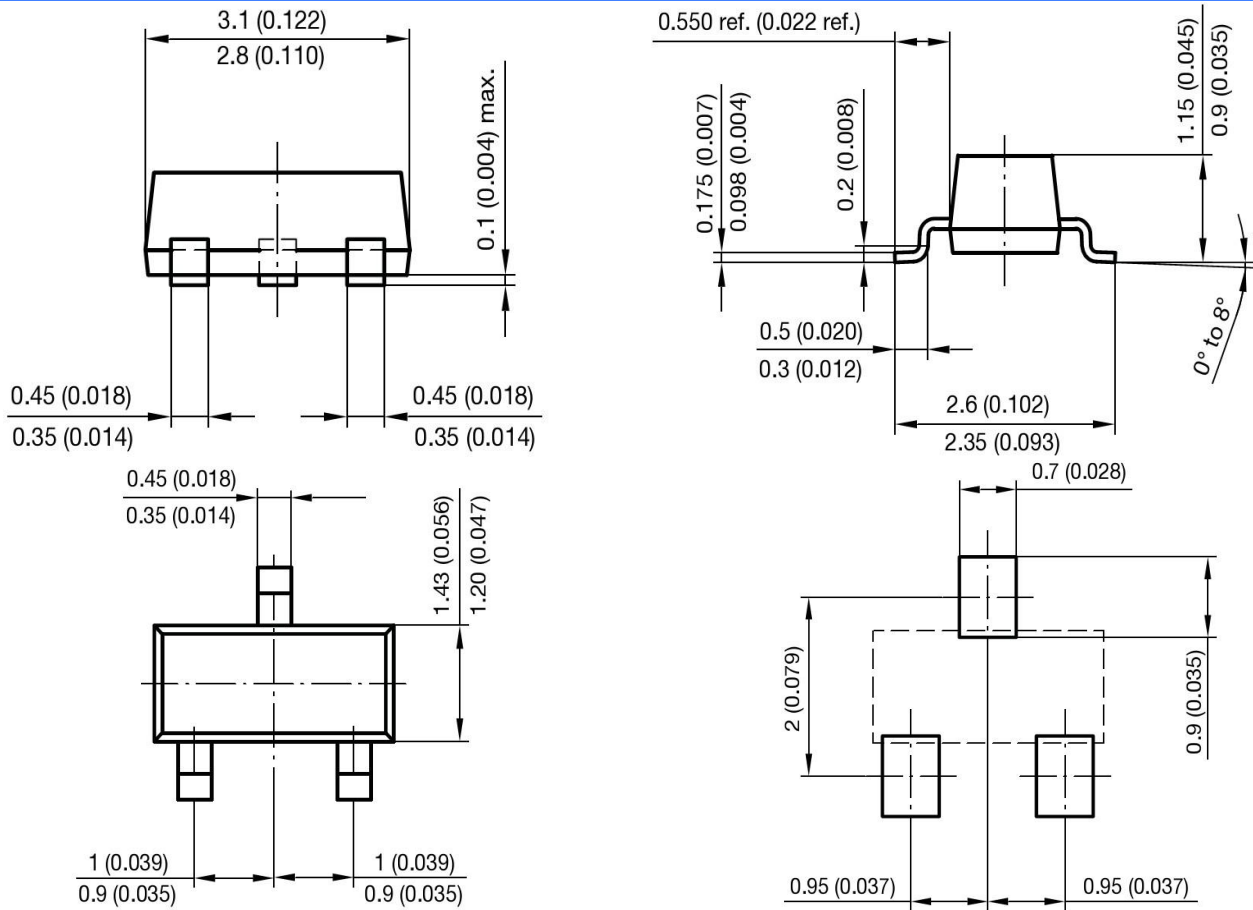
Parameter	Symbol	Conditions	Min.	Typ.	Max.	Units
Reverse Stand-off Voltage	VRWM				12	V
Reverse Breakdown Voltage	VBR	It = 1mA	13.3			V
Reverse Leakage Current	IR	VR = VRWM			1	μA
Clamping Voltage	VC	@1A			18	V
Clamping Voltage	VC	@10A			30	V
Junction Capacitance	CJ	VR=0V, f = 1MHz		35		pF

Characteristics Curves





PACKAGE OUTLINE DIMENSIONS in millimeters (inches) :SOT-23



Mounting Pad Layout

Disclaimer

Specifications are subject to change without notice.
 The device characteristics and parameters in this data sheet can and do vary in different applications and actual device performance may vary over time.
 Users should verify actual device performance in their specific applications.