

SMD Power Inductor CDRH70D45B/T150



Provisional

Description

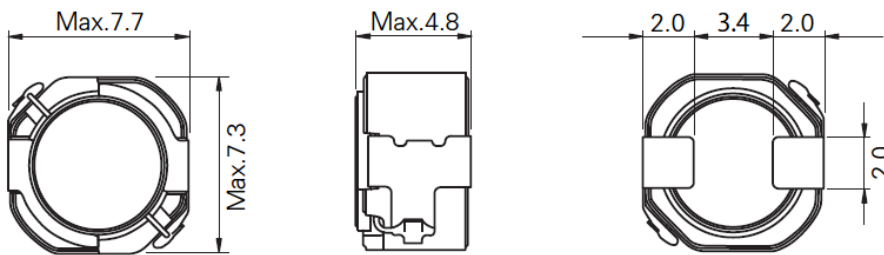
- Ferrite drum core construction
- Magnetically shielded
- Qualified AEC-Q200
- Operating Temperature: -55°C to +150°C (including self-heating)



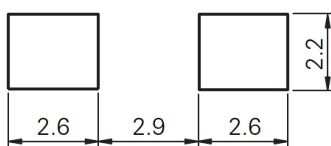
Applications

- LED Head light for Automobile
- ECU, DC/DC converter
- Automotive and other high temperature, high reliability application

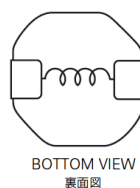
Dimension [mm]



Reference Land pattern [mm]



Connection



Note : This specification is subject to change without notice. Please contact your nearest sales office for updated information when placing an order.

SMD Power Inductor

CDRH70D45B/T150



Provisional

Electrical Characteristics

Part No.	Inductance (μH) ※1	D.C.R (m Ω) ($\pm 30\%$)	Saturation Current (A) at 20°C TYP. ※2	Temperature Rise Current (A) TYP. ※3
CDRH70D45BT150NP-R80NC	0.8 $\pm 30\%$	7.0	10.7	9.40
CDRH70D45BT150NP-1R2NC	1.2 $\pm 30\%$	8.0	8.40	8.70
CDRH70D45BT150NP-1R5NC	1.5 $\pm 30\%$	9.0	7.40	8.40
CDRH70D45BT150NP-2R2NC	2.2 $\pm 30\%$	10.0	6.20	7.60
CDRH70D45BT150NP-3R3NC	3.3 $\pm 30\%$	13.0	5.10	6.70
CDRH70D45BT150NP-4R7NC	4.7 $\pm 30\%$	14.0	4.20	6.20
CDRH70D45BT150NP-6R8NC	6.8 $\pm 30\%$	22.0	3.60	5.10
CDRH70D45BT150NP-100MC	10 $\pm 20\%$	33.0	3.00	3.80
CDRH70D45BT150NP-150MC	15 $\pm 20\%$	55.0	2.40	3.10
CDRH70D45BT150NP-220MC	22 $\pm 20\%$	69.0	2.00	2.60
CDRH70D45BT150NP-330MC	33 $\pm 20\%$	97.0	1.60	2.20
CDRH70D45BT150NP-470MC	47 $\pm 20\%$	130	1.30	1.97
CDRH70D45BT150NP-680MC	68 $\pm 20\%$	190	1.10	1.57
CDRH70D45BT150NP-101MC	100 $\pm 20\%$	300	0.92	1.23
CDRH70D45BT150NP-151MC	150 $\pm 20\%$	430	0.74	1.05
CDRH70D45BT150NP-221MC	220 $\pm 20\%$	550	0.62	0.91
CDRH70D45BT150NP-331MC	330 $\pm 20\%$	920	0.51	0.67
CDRH70D45BT150NP-471MC	470 $\pm 20\%$	1350	0.43	0.54
CDRH70D45BT150NP-681MC	680 $\pm 20\%$	1750	0.35	0.50

※ Measuring frequency inductance at 100kHz,1V.

※ Saturation current: DC current which becomes inductance value drop by 30% from the nominal value.

※ Temperature rise current: The value of D.C. current when the temperature of coil becomes $\Delta T=40^\circ\text{C}$ ($T_a=20^\circ\text{C}$).

Please note that when using the product for automotive while applying current with audio-frequency (AF) signals may result in audible noises due to magnetostriction. Also, in order to avoid noise problem, operating with Non-AF signals would be recommended. The noise may amplify depending on the coil mount area on the PCB.



For sales office information, please [click here](#) to visit our website.

Note : This specification is subject to change without notice. Please contact your nearest sales office for updated information when placing an order.