

INTRODUCE:

HVGT high voltage bridge rectifier is made of high quality silicon GPP chip and high reliability epoxy resin sealing structure, and through professional testing equipment inspection qualified after to customers.

FEATURES:

1. High reliability design.
2. High voltage design.
3. Single phase bridge rectifier
4. Conform to RoHS and SGS.
5. Epoxy resin molded in vacuumHave anticorrosion in the surface.

APPLICATIONS:

1. High voltage AC power rectifier
2. High pressure instrument.
3. General purpose high voltage rectifier.
4. Other.

MECHANICAL DATA:

1. Case: epoxy resin molding.
2. Terminal: screw holes M3.
3. Net weight: 195 grams (approx).

SHAPE DISPLAY:

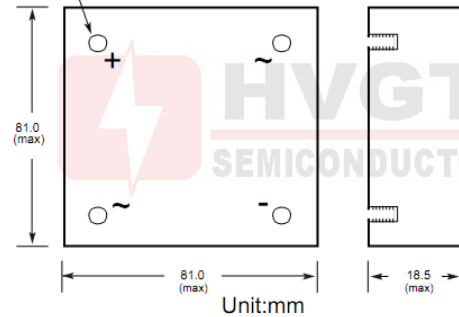


SIZE: (Unit:mm)

HVGT NAME: HVQ-808

HVQ-808 Series

Screw Holes M3



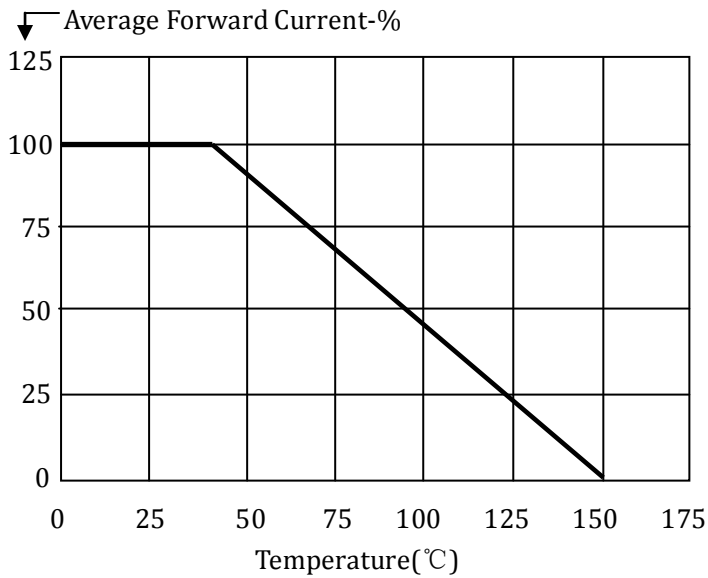
MAXIMUM RATINGS AND CHARACTERISTICS: (Absolute Maximum Ratings)

Items	Symbols	Condition	Data Value	Units
Repetitive Peak Reverse Voltage	V_{RRM}	$T_A=25^{\circ}C$	15	kV
Non-Repetitive Peak Reverse Voltage	V_{RSM}	$T_A=25^{\circ}C$	18	kV
Average Forward Current Maximum	I_{FAVM}	$T_A=40^{\circ}C$	1.0	A
		$T_{OIL}=55^{\circ}C$	1.5	A
Non-Repetitive Forward Surge Current	I_{FSM}	$T_A=25^{\circ}C$; 50Hz Half-Sine Wave; 8.3mS	20	A
Junction Temperature	T_J		150	$^{\circ}C$
Allowable Operation Case Temperature	T_c		-40~+150	$^{\circ}C$
Storage Temperature	T_{STG}		-40~+150	$^{\circ}C$

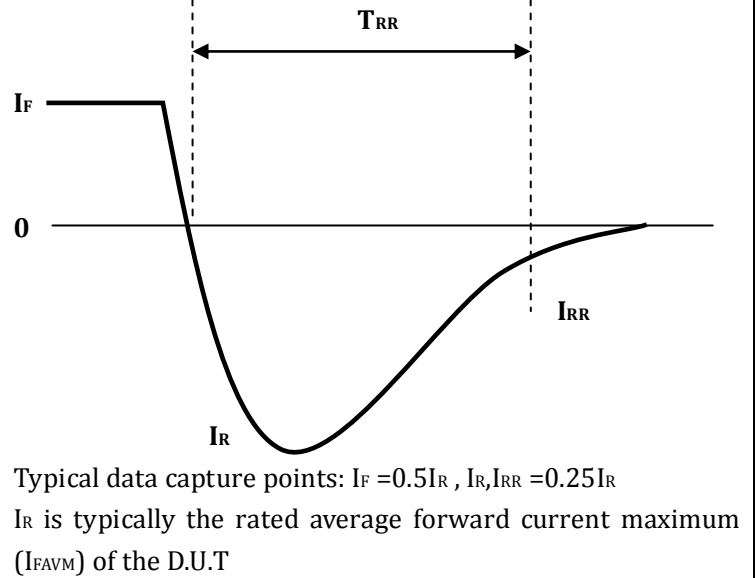
ELECTRICAL CHARACTERISTICS: $T_A=25^{\circ}C$ (Unless Otherwise Specified)

Items	Symbols	Condition	Data value	Units
Maximum Forward Voltage Drop	V_{FM}	at $25^{\circ}C$; at I_{FAVM}	21.6	V
Maximum Reverse Current	I_{R1}	at $25^{\circ}C$; at V_{RRM}	2.0	μA
	I_{R2}	at $100^{\circ}C$; at V_{RRM}	50	μA
Maximum Reverse Recovery Time	T_{RR}	at $25^{\circ}C$; $I_f=0.5I_R$; $I_R=I_{FAVM}$; $I_{RR}=0.25I_R$	80	nS
Junction Capacitance	C_J	at $25^{\circ}C$; $V_R=0V$; $f=1MHz$	--	pF

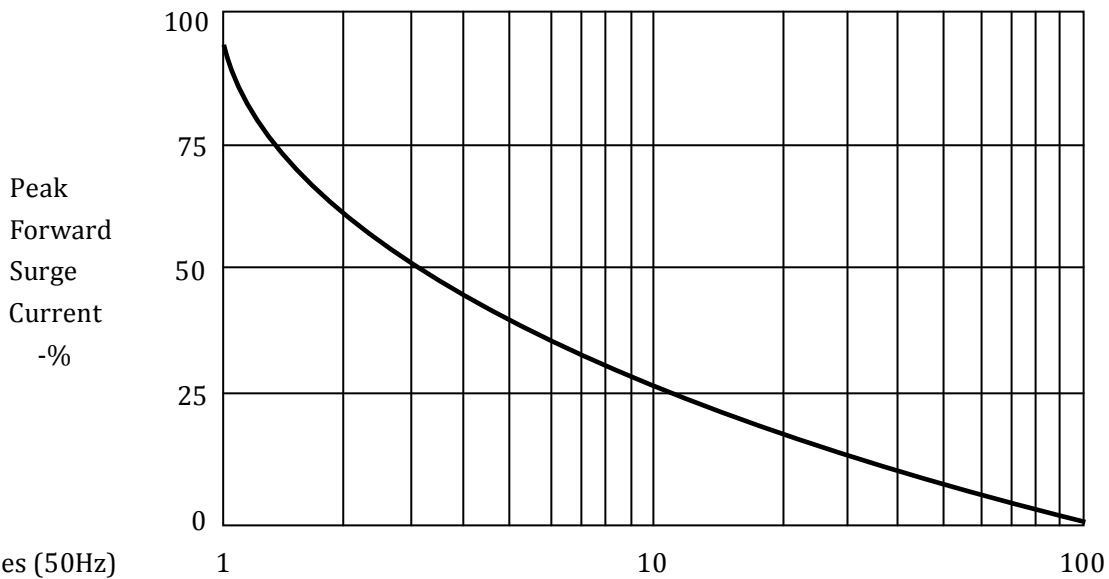
Forward Current Derating Curve



Reverse Recovery Measurement Waveform



Non-Repetitive Surge Current



MARKING:

Type	Code	Cathode Mark
HVQL10MB150G	HVQL10MB150G HVGT	+ ~ ~ -

MODEL NOTE:

Type	$I_{F(AV)}$	Device structure	V_{RRM}	Frequency
HVQL	10	MB	150	G
High Voltage Bridge Rectifier Series	1.0A	(MB)=Single-phase (MT)=Three-phase	15KV	(D)=Low frequency (G)=High frequency