

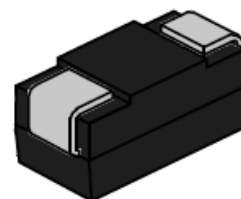


## GP8800SC TSS

Rev.3.1

### DESCRIPTION:

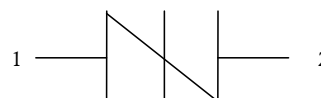
GP8800SC thyristors are a type of semiconduct component. They are used for digital SPC switch, gigabit IP router, equipment ground insulation, computer etc.



SMB

### FEATURES:

- Low profile package.
- Low on-state voltage.
- Excellent capability of absorbing transient surge.
- Quick response to surge voltage (ns Level).
- Eliminates overvoltage caused by fast rising transients
- Moisture sensitivity level: Level 1.
- Non degenerative.



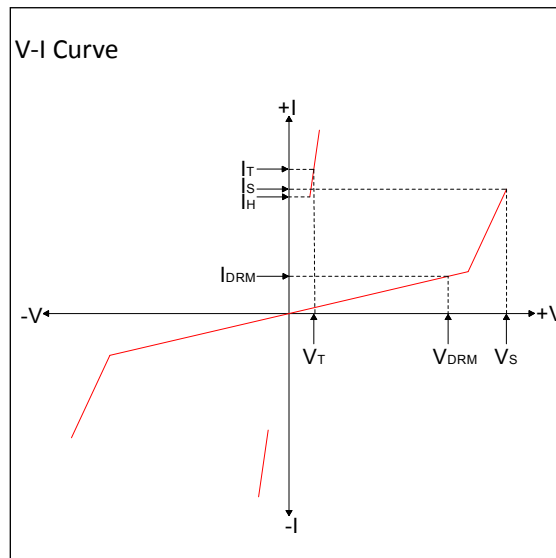
Symbol

### ABSOLUTE MAXIMUM RATINGS(T<sub>A</sub>=25°C, RH=45%-75%, unless otherwise noted)

Parameter	Symbol	Value	Unit
Storage temperature range	T <sub>STG</sub>	-60 to +150	°C
Operating junction temperature range	T <sub>J</sub>	-40 to +125	°C
Peak pulse current@10/1000μs	I <sub>PP</sub>	100	A

### ELECTRICAL CHARACTERISTICS(T<sub>A</sub>=25°C)

Symbol	Parameter
V <sub>DRM</sub>	Peak off-state voltage
I <sub>DRM</sub>	Off-state current
V <sub>S</sub>	Switching voltage
I <sub>S</sub>	Switching current
V <sub>T</sub>	On-state voltage
I <sub>T</sub>	On-state current
I <sub>H</sub>	Holding current
C <sub>O</sub>	Off-state capacitance



MARKING



P88C : Device Marking Code  
1409: In ninth week, 2014

ELECTRICAL CHARACTERISTICS(T<sub>A</sub>=25°C, continued)

Part Number	I <sub>DRM</sub> @V <sub>DRM</sub>		V <sub>S</sub> <sup>①</sup> @I <sub>S</sub>		V <sub>T</sub> @ I <sub>T</sub>		I <sub>H</sub>	Co <sup>②</sup>	Marking
	μA	V	V	mA	V	A	mA	pF	
	max		max	max	max	max	typ.	max	
GP8800SC	5	750	1000	800	4	2.2	50	50	P88C

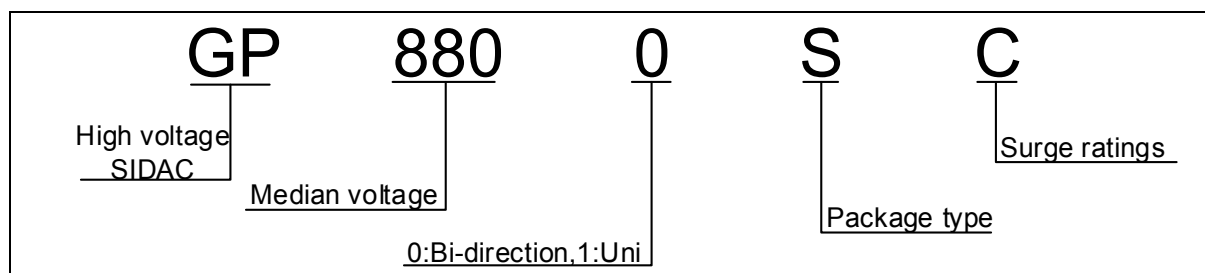
① V<sub>S</sub> is measured at 100KV/s

② Off-state capacitance is measured in V<sub>DC</sub>=2V,V<sub>RMS</sub>=1V, f=1MHz

SURGE RATINGS

Series	I <sub>PP</sub> (A) min			
	2/10μs	8/20μs	10/360μs	10/1000μs
C	500	400	175	100

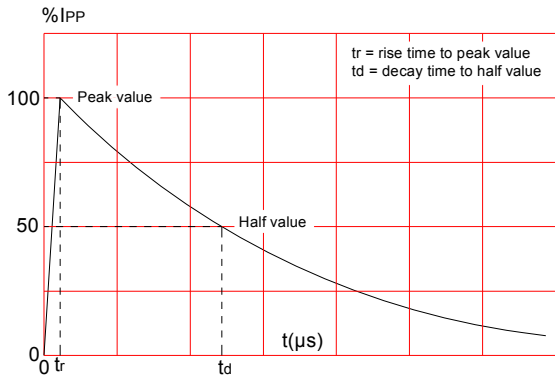
ORDERING INFORMATION



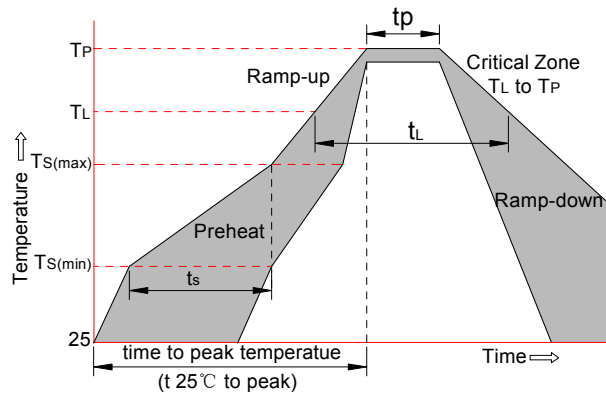
**SOLDERING PARAMETERS**

Reflow Condition		Pb-Free assembly (see FIG.2)
Pre Heat	-Temperature Min ( $T_{s(min)}$ )	+150°C
	-Temperature Max( $T_{s(max)}$ )	+200°C
	-Time (Min to Max) (ts)	60-180 secs.
Average ramp up rate (Liquidus Temp ( $T_L$ )to peak)		3°C/sec. Max
$T_{s(max)}$ to $T_L$ - Ramp-up Rate		3°C/sec. Max
Reflow	-Temperature( $T_L$ ) (Liquidus)	+217°C
	-Temperature( $t_L$ )	60-150 secs.
Peak Temp ( $T_p$ )		+260(+0/-5)°C
Time within 5°C of actual Peak Temp ( $t_p$ )		30 secs. Max
Ramp-down Rate		6°C/sec. Max
Time 25°C to Peak Temp ( $T_P$ )		8 min. Max
Do not exceed		+260°C

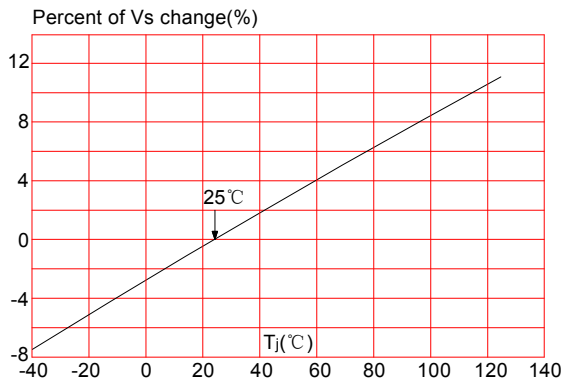
**FIG.1:** tr × td pulse waveform



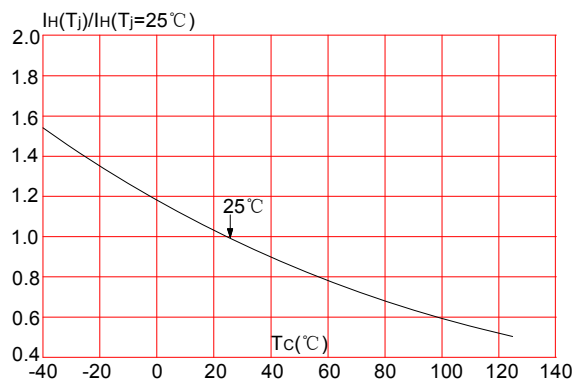
**FIG.2:** Reflow condition



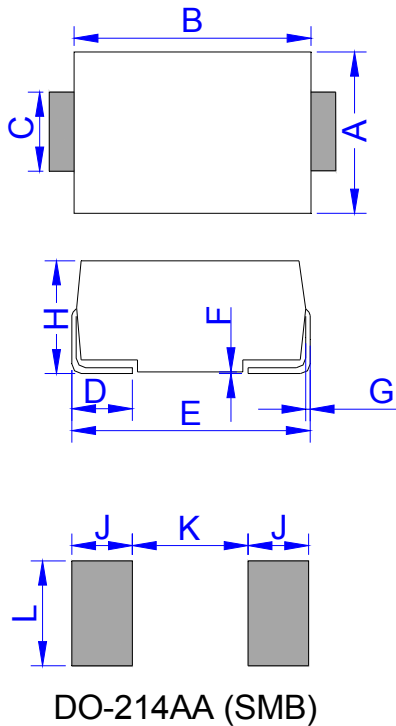
**FIG.3:** Normalized Vs change vs. junction temperature



**FIG.4:** Normalized DC holding current vs. case temperature

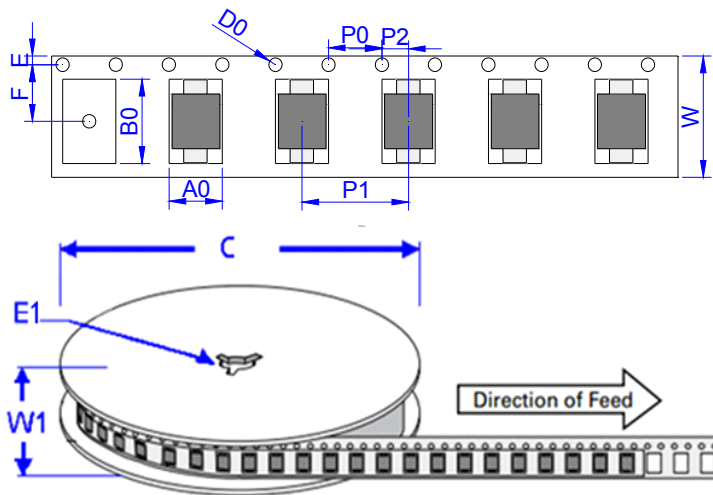


PACKAGE MECHANICAL DATA



Ref.	Dimensions			
	Millimeters		Inches	
	Min.	Max.	Min.	Max.
A	3.30	3.94	0.130	0.155
B	4.30	4.80	0.169	0.189
C	1.90	2.20	0.075	0.087
D	0.95	1.52	0.037	0.060
E	5.20	5.60	0.205	0.220
F	0.051	0.203	0.002	0.008
G	0.15	0.31	0.006	0.012
H	2.10	2.40	0.083	0.094
J	2.20		0.087	
K		2.60		0.102
L	2.30		0.091	


TAPE AND REEL SPECIFICATION-SMB



Ref.	Dimensions	
	Millimeters	Inches
A0	3.76 ± 0.3	0.148 ± 0.012
B0	5.69 ± 0.3	0.224 ± 0.012
C	330.0	13.0
D0	1.55 ± 0.1	0.061 ± 0.004
E	1.75 ± 0.2	0.069 ± 0.008
E1	13.3 ± 0.3	0.524 ± 0.012
F	5.5 ± 0.2	0.217 ± 0.008
P0	4.00 ± 0.2	0.157 ± 0.008
P1	8.00 ± 0.2	0.3145 ± 0.008
P2	2.00 ± 0.2	0.079 ± 0.008
W	12.0 ± 0.2	0.472 ± 0.008
W1	15.7 ± 2.0	0.618 ± 0.079

PART No.	UNIT WEIGHT (g/PCS) typ.	REEL (PCS)	PER CARTON (PCS)	DESCRIPTION
GP8800SC	0.098	3,000	48,000	13 inch reel pack

Information furnished in this document is believed to be accurate and reliable. However, Jiangsu JieJie Microelectronics Co.,Ltd assumes no responsibility for the consequences of use without consideration for such information nor use beyond it. Information mentioned in this document is subject to change without notice, apart from that when an agreement is signed, Jiangsu JieJie complies with the agreement. Products and information provided in this document have no infringement of patents. Jiangsu JieJie assumes no responsibility for any infringement of other rights of third parties which may result from the use of such products and information. This document is the 3.1st version which is made in 18-June-2019. This document supersedes and replaces all information previously supplied.

 is a registered trademark of Jiangsu JieJie Microelectronics Co.,Ltd.

Copyright©2019 Jiangsu JieJie Microelectronics Co.,Ltd. Printed All rights reserved.