

INTRODUCE:

HVGT high voltage silicon rectifier diodes is made of high quality glass passivated chip and high reliability epoxy resin sealing structure, and through professional testing equipment inspection qualified after to customers.

FEATURES:

1. Avalanche characteristic.
2. High current, low forward voltage.
3. High frequency, Fast recovery.
4. Conform to RoHS and SGS.
5. Epoxy resin molded in vacuum Have anticorrosion in the surface.

APPLICATIONS:

1. High voltage multiplier circuit
2. Electrostatic generator circuit .
3. General purpose high voltage rectifier.
4. X-ray power supply.

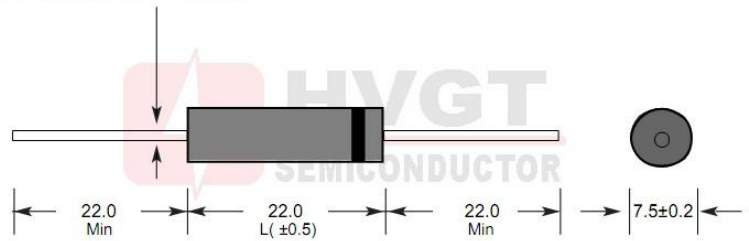
MECHANICAL DATA:

1. Case: epoxy resin molding.
2. Terminal: welding axis.
3. Net weight: 2.55 grams (approx).

SHAPE DISPLAY:

SIZE: (Unit:mm)
HVGT NAME: DO-722
DO-722 Series

Lead Diameter 1.2mm ±0.02



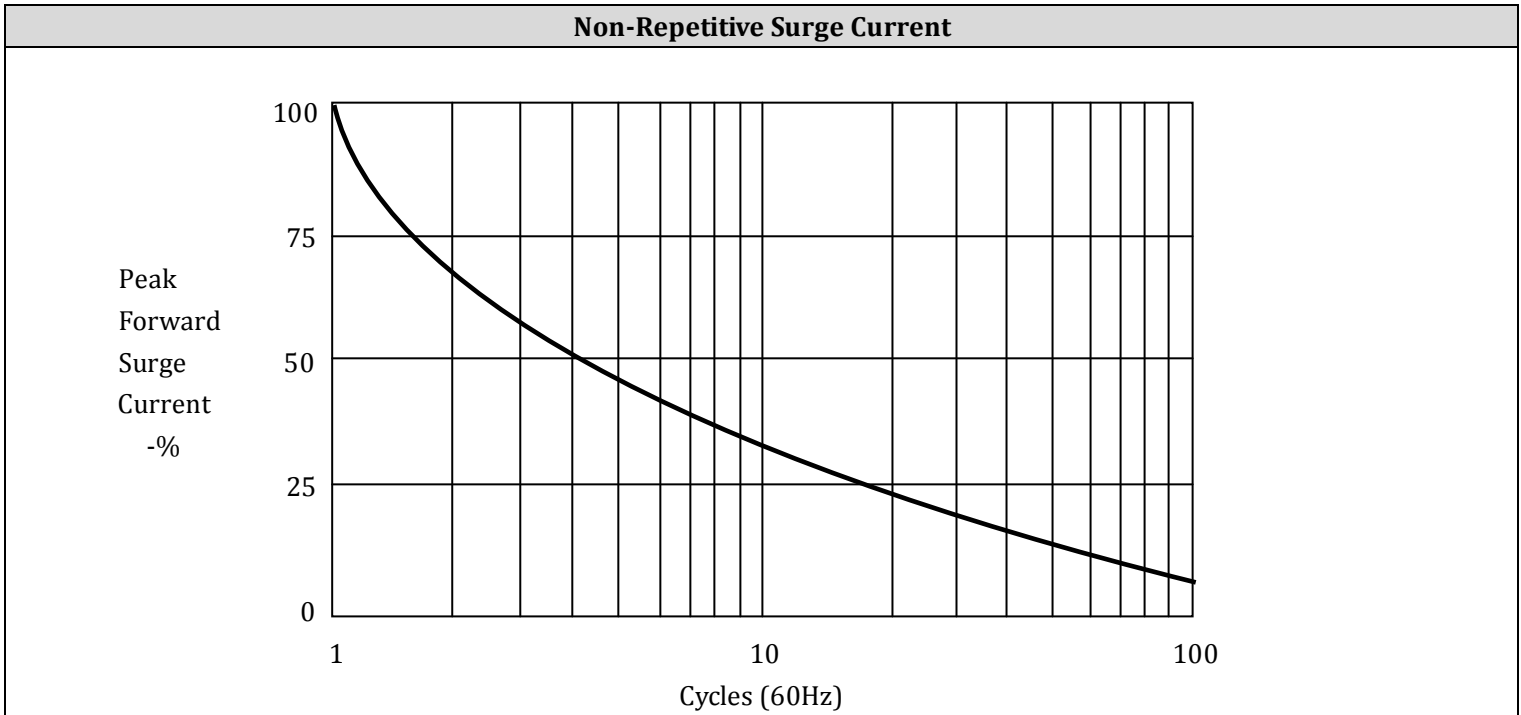
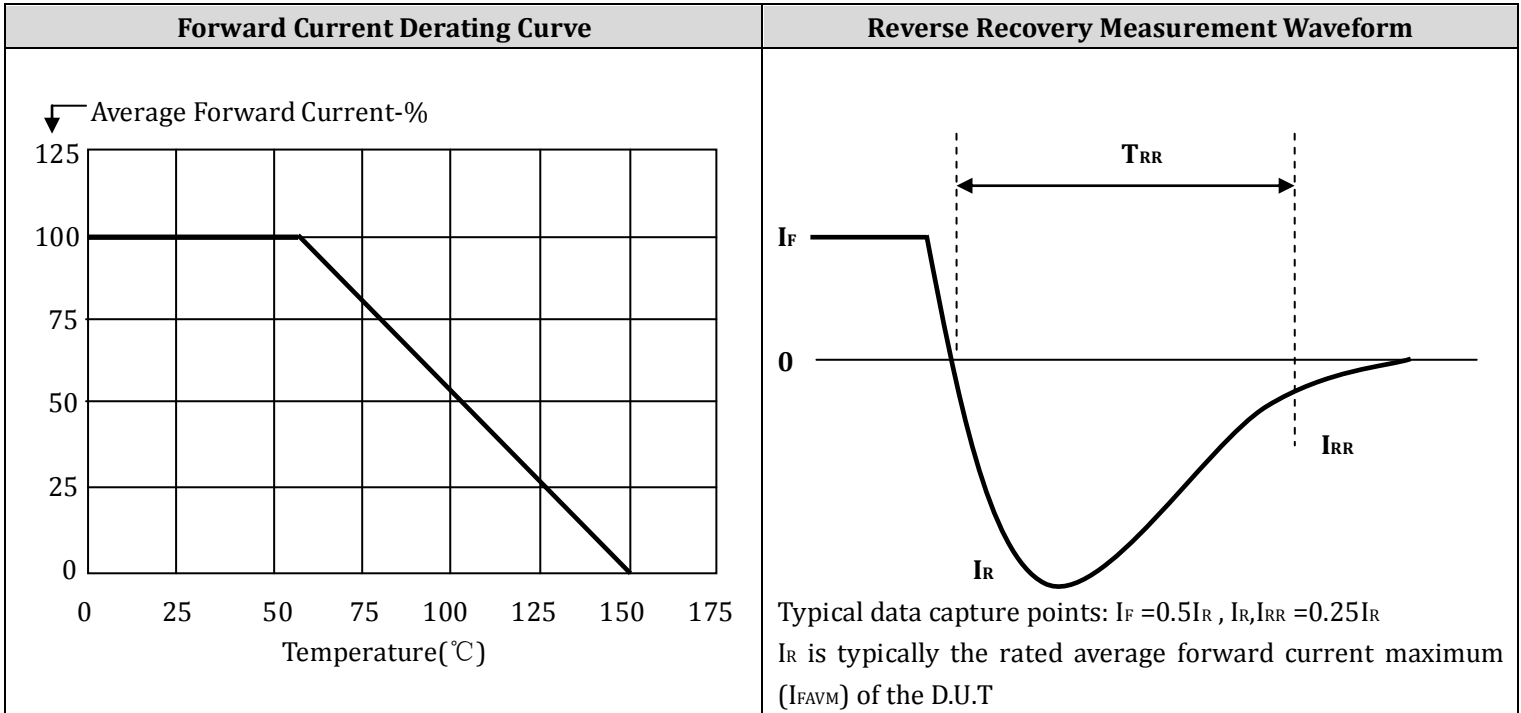
Unit:mm

MAXIMUM RATINGS AND CHARACTERISTICS: (Absolute Maximum Ratings)

Items	Symbols	Condition	Data Value	Units
Repetitive Peak Reverse Voltage	V_{RRM}	$T_A=25^{\circ}C$	3.0	kV
Non-Repetitive Peak Reverse Voltage	V_{RSM}	$T_A=25^{\circ}C$	--	kV
Average Forward Current Maximum	I_{FAVM}	$T_A=55^{\circ}C$	4.0	A
		$T_{OIL}=55^{\circ}C$	--	A
Non-Repetitive Forward Surge Current	I_{FSM}	$T_A=25^{\circ}C$; 60Hz Half-Sine Wave; 8.3ms	80	A
Junction Temperature	T_J		150	$^{\circ}C$
Allowable Operation Case Temperature	T_C		-40~+150	$^{\circ}C$
Storage Temperature	T_{STG}		-40~+150	$^{\circ}C$

ELECTRICAL CHARACTERISTICS: $T_A=25^{\circ}C$ (Unless Otherwise Specified)

Items	Symbols	Condition	Data value	Units
Maximum Forward Voltage Drop	V_{FM}	at $25^{\circ}C$; at I_{FAVM}	3.6	V
Maximum Reverse Current	I_{R1}	at $25^{\circ}C$; at V_{RRM}	2.0	μA
	I_{R2}	at $100^{\circ}C$; at V_{RRM}	10	μA
Maximum Reverse Recovery Time	T_{RR}	at $25^{\circ}C$; $I_F=0.5I_R$; $I_R=I_{FAVM}$; $I_{RR}=0.25I_R$	150	nS
Junction Capacitance	C_J	at $25^{\circ}C$; $V_R=0V$; $f=1MHz$	--	pF



	Type	Code	Cathode Mark
Marking	ESJW03	ESJW03 HVGT	