

#### INTRODUCE:

HVGT high voltage silicon rectifier diodes is made of high quality silicon wafer chip and high reliability epoxy resin sealing structure, and through professional testing equipment inspection qualified after to customers.

#### FEATURES:

1. High overload surge capability.
2. Avalanche Characteristic.
3. Medium Current, Low Forward Voltage
4. Conform to RoHS and SGS.
5. Epoxy resin molded in vacuumHave anticorrosion in the surface.

#### APPLICATIONS:

1. Rectifier for high voltage power supply.
2. General purpose high voltage rectifier.
3. Beauty equipment.
4. Other.

#### MECHANICAL DATA:

1. Case: epoxy resin molding.
2. Terminal: welding axis.
3. Net weight: 2.10 grams (approx).

#### SHAPE DISPLAY:

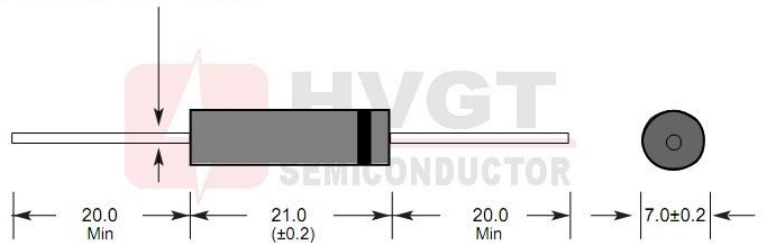


SIZE: (Unit:mm)

HVGT NAME: DO-721

#### DO-721 Series

Lead Diameter 1.2mm ±0.02



Unit:mm

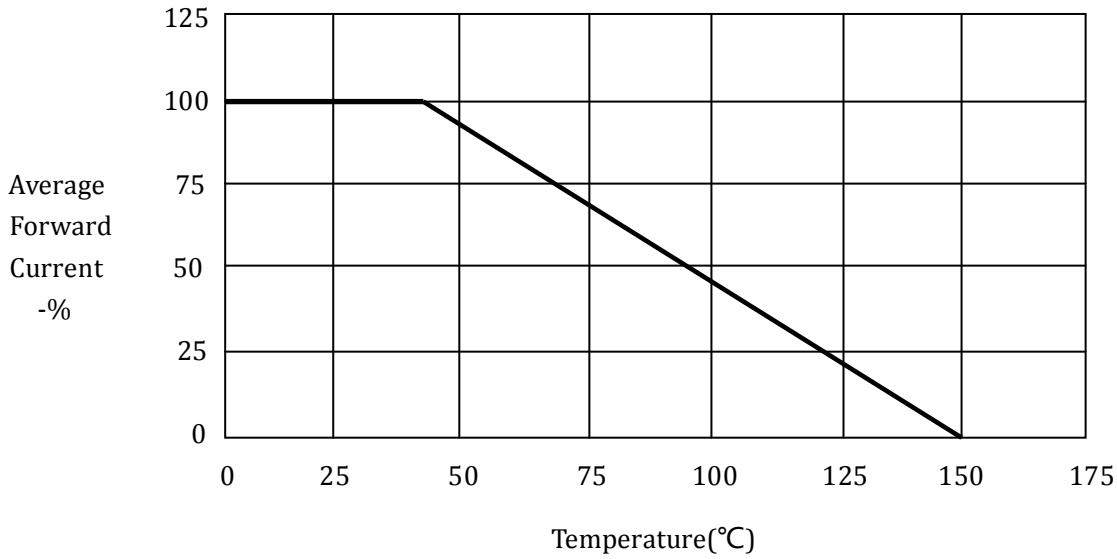
#### MAXIMUM RATINGS AND CHARACTERISTICS: (Absolute Maximum Ratings)

Items	Symbols	Condition	Data Value	Units
Repetitive Peak Reverse Voltage	$V_{RRM}$	$T_A=25^{\circ}C$	20	kV
Non-Repetitive Peak Reverse Voltage	$V_{RSM}$	$T_A=25^{\circ}C$	--	kV
Average Forward Current Maximum	$I_{FAVM}$	$T_A=40^{\circ}C$	400	mA
		$T_{OIL}=55^{\circ}C$	--	mA
Non-Repetitive Forward Surge Current	$I_{FSM}$	$T_A=25^{\circ}C$ ; 60Hz Half-Sine Wave; 8.3ms	30	A
Junction Temperature	$T_J$		150	$^{\circ}C$
Allowable Operation Case Temperature	$T_C$		-40~+150	$^{\circ}C$
Storage Temperature	$T_{STG}$		-40~+150	$^{\circ}C$

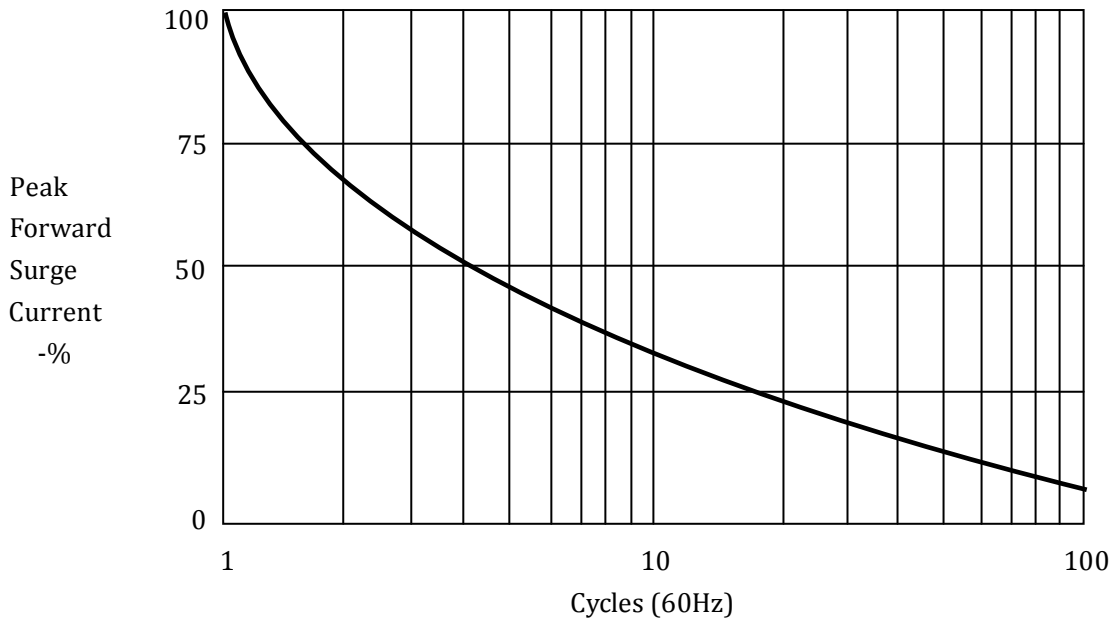
#### ELECTRICAL CHARACTERISTICS: $T_A=25^{\circ}C$ (Unless Otherwise Specified)

Items	Symbols	Condition	Data value	Units
Maximum Forward Voltage Drop	$V_{FM}$	at $25^{\circ}C$ ; at $I_{FAVM}$	18	V
Maximum Reverse Current	$I_{R1}$	at $25^{\circ}C$ ; at $V_{RRM}$	2.0	$\mu A$
	$I_{R2}$	at $100^{\circ}C$ ; at $V_{RRM}$	50	$\mu A$
Maximum Reverse Recovery Time	$T_{RR}$	at $25^{\circ}C$ ; $I_F=0.5I_R$ ; $I_R=I_{FAVM}$ ; $I_{RR}=0.25I_R$	--	nS
Junction Capacitance	$C_J$	at $25^{\circ}C$ ; $V_R=0V$ ; $f=1MHz$	--	pF

#### Forward Current Derating Curves



#### Non-Repetitive Surge Current



Marking	Type	Code	Cathode Mark
	ESJC60S20	ESJC60S20 HVGT	

#### Packaging Information

Min Packing	Carton Packaging	Outer Carton Packaging
50PCS	10 bag=500PCS	6 box=3000PCS
Film bag packaging	230mmX150mmX72mm	321mmX248mmX263mm