
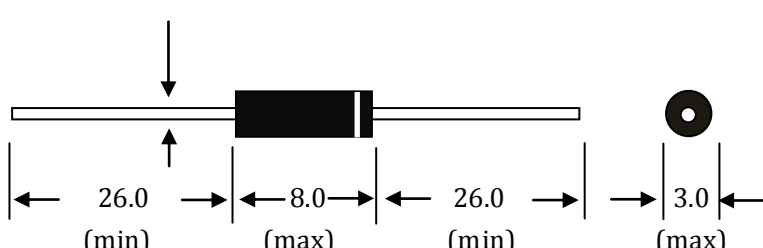


<b>Introduce:</b>	<b>Reference Shape:</b>
HVGT high voltage silicon rectifier diodes is made of high quality silicon wafer chip and high reliability epoxy resin sealing structure, and through professional testing equipment inspection qualified after to customers.	
<b>Features:</b>	
Fast recovery. High reliability design. Low current, high voltage. Conform to RoHS and SGS. Epoxy resin molded in vacuumHave anticorrosion in the surface.	



<b>Applications:</b>	<b>HVGT Name:</b>	<b>Unit: (mm)</b>
Air purification, negative ions. Electrostatic voltage doubling circuit. Copier and X-ray. Other high voltage rectifier circuits.	DO-308 Lead Diameter 0.6±0.03	
<b>Mechanical Data:</b>		
Case: epoxy resin molding. Terminal: welding axis. Net weight: 0.28 grams (approx).		

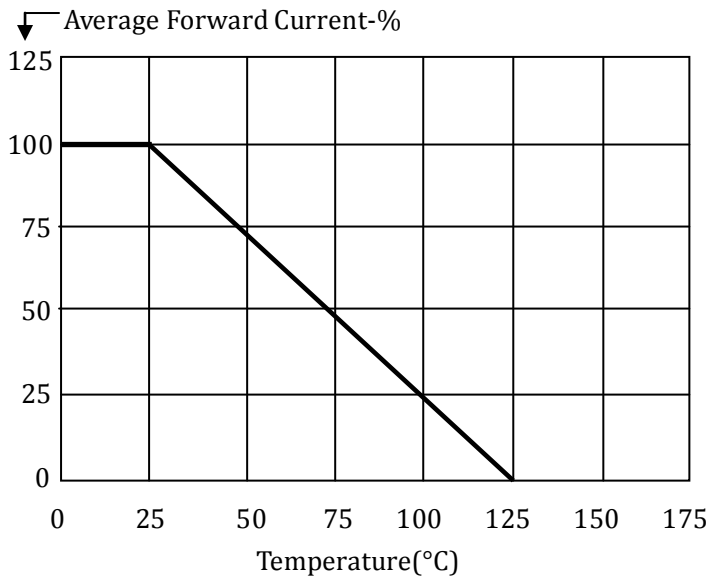
**Maximum Ratings And Characteristics: (Absolute Maximum Ratings)**

Items	Symbols	Condition	Data Value	Units
Repetitive Peak Reverse Voltage	$V_{RRM}$	$T_A=25^{\circ}C$	6.0	kV
Non-Repetitive Peak Reverse Voltage	$V_{RSM}$	$T_A=25^{\circ}C$	--	kV
Average Forward Current Maximum	$I_{FAVM}$	$T_A=25^{\circ}C$	5.0	mA
		$T_{OIL}=55^{\circ}C$	--	mA
Non-Repetitive Forward Surge Current	$I_{FSM}$	$T_A=25^{\circ}C$ ; 60Hz Half-Sine Wave; 8.3mS	1.0	A
Junction Temperature	$T_J$		125	$^{\circ}C$
Allowable Operation Case Temperature	$T_C$		-40~+125	$^{\circ}C$
Storage Temperature	$T_{STG}$		-40~+125	$^{\circ}C$

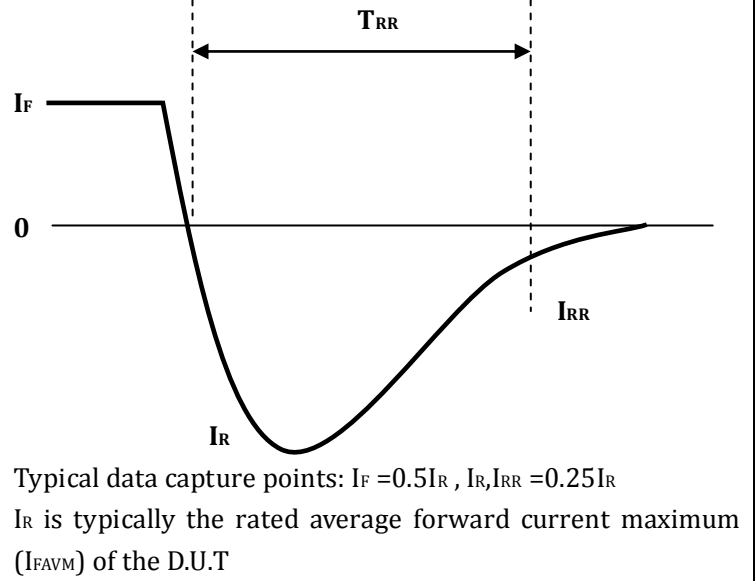
**Electrical Characteristics:  $T_A=25^{\circ}C$  (Unless Otherwise Specified)**

Items	Symbols	Condition	Data value	Units
Maximum Forward Voltage Drop	$V_{FM}$	at $25^{\circ}C$ ; at $I_{FAVM}$	20	V
Maximum Reverse Current	$I_{R1}$	at $25^{\circ}C$ ; at $V_{RRM}$	2.0	$\mu A$
	$I_{R2}$	at $100^{\circ}C$ ; at $V_{RRM}$	5.0	$\mu A$
Maximum Reverse Recovery Time	$T_{RR}$	at $25^{\circ}C$ ; $I_F=0.5I_R$ ; $I_R=I_{FAVM}$ ; $I_{RR}=0.25I_R$	100	nS
Junction Capacitance	$C_J$	at $25^{\circ}C$ ; $V_R=0V$ ; $f=1MHz$	1.0	pF

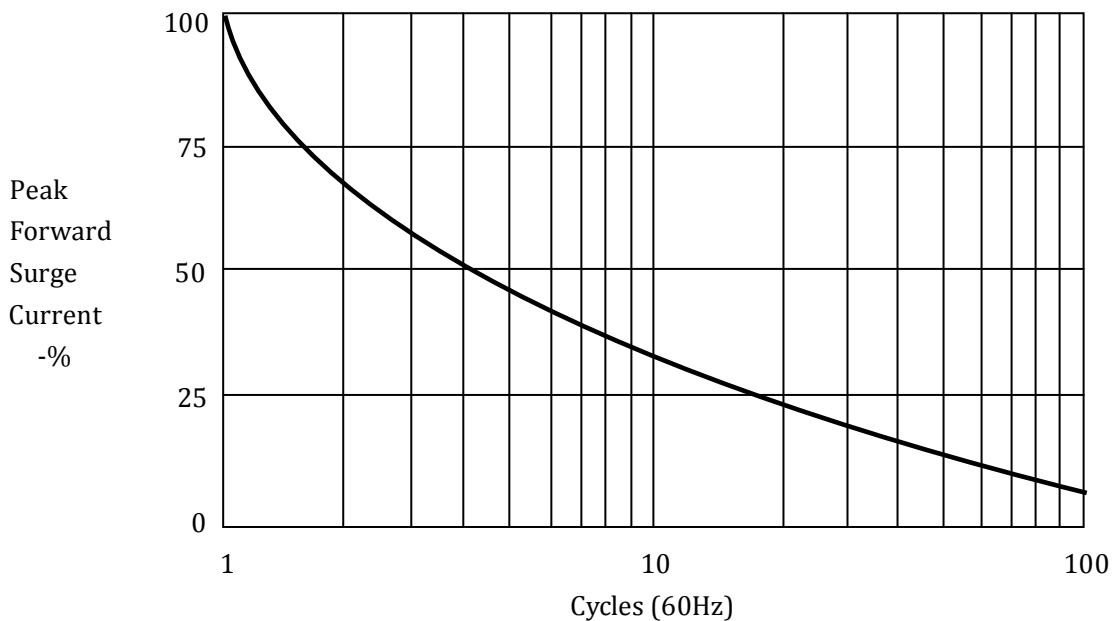
**Forward Current Derating Curve**



**Reverse Recovery Measurement Waveform**



**Non-Repetitive Surge Current**



Marking	Type	Code	Cathode Mark
	2CL70	--	⬇

**Packaging Standard**

Bulk Packaging	Label part number nothing "TR"	Package standard download link:
Tape Reel	Label part number has "TR"	<a href="http://www.hvgtsemi.com/newsview_490.html">http://www.hvgtsemi.com/newsview_490.html</a>