

**INTRODUCE:**

HVGT high voltage silicon rectifier assembly is made of high quality glass passivated chip and high reliability epoxy resin sealing structure, and through professional testing equipment inspection qualified after to customers.

**FEATURES:**

1. High reliability design. GPP chips.
2. High voltage design.
3. Power frequency ratio
4. Conform to RoHS and SGS.
5. Epoxy resin molded in vacuum Have anticorrosion in the surface.

**APPLICATIONS:**

1. Ignition device power supply.
2. Microwave emission power.
3. General purpose high voltage rectifier.
4. Other.

**MECHANICAL DATA:**

1. Case: epoxy resin molding.
2. Terminal: external lead.
3. Net weight: 35 grams (approx).

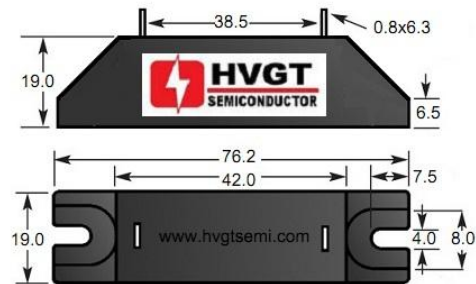
**SHAPE DISPLAY:**



**SIZE: (Unit:mm) HVGT NAME: HVP**

**HVP Series**

Welding terminal size:H6.3



Unit:mm

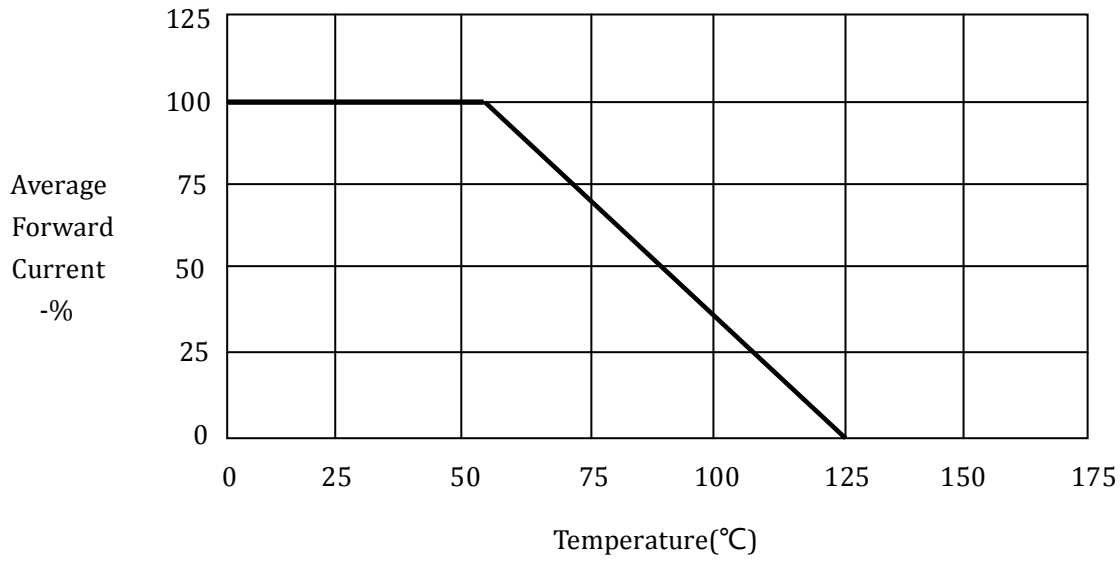
**MAXIMUM RATINGS AND CHARACTERISTICS: (Absolute Maximum Ratings)**

Items	Symbols	Condition	Data Value	Units
Repetitive Peak Reverse Voltage	$V_{RRM}$	$T_A=25^{\circ}C$	8.0	kV
Non-Repetitive Peak Reverse Voltage	$V_{RSM}$	$T_A=25^{\circ}C$	--	kV
Average Forward Current Maximum	$I_{FAVM}$	$T_A=55^{\circ}C$	750	mA
		$T_{OIL}=55^{\circ}C$	--	mA
Non-Repetitive Forward Surge Current	$I_{FSM}$	$T_A=25^{\circ}C$ ; 60Hz Half-Sine Wave; 8.3ms	50	A
Junction Temperature	$T_J$		125	$^{\circ}C$
Allowable Operation Case Temperature	$T_C$		-40~+125	$^{\circ}C$
Storage Temperature	$T_{STG}$		-40~+125	$^{\circ}C$

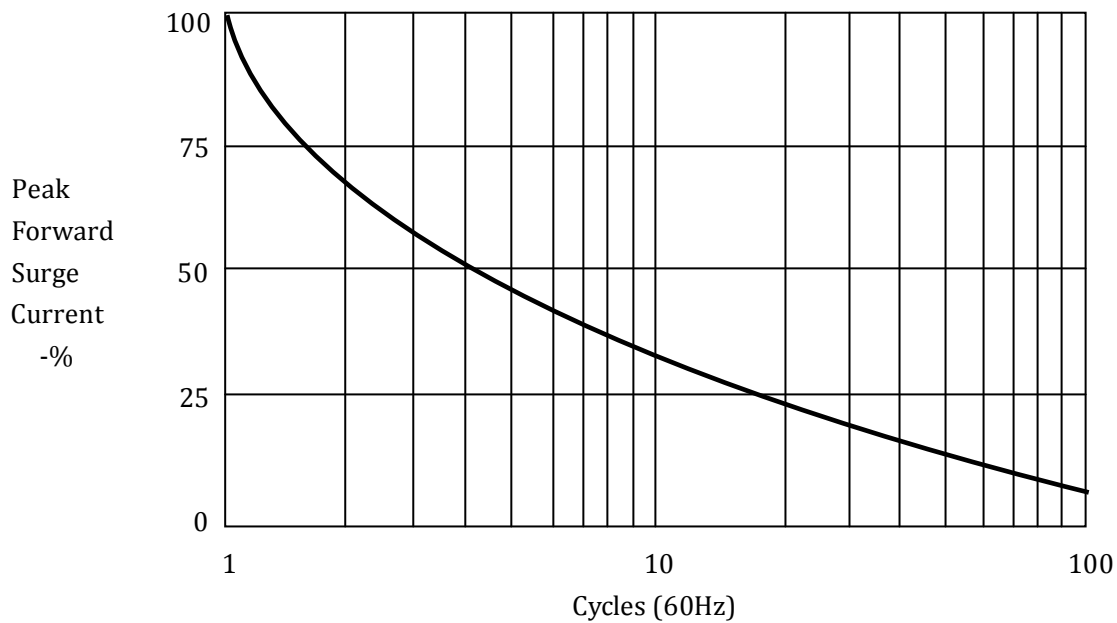
**ELECTRICAL CHARACTERISTICS:  $T_A=25^{\circ}C$  (Unless Otherwise Specified)**

Items	Symbols	Condition	Data value	Units
Maximum Forward Voltage Drop	$V_{FM}$	at $25^{\circ}C$ ; at $I_{FAVM}$	9.6	V
Maximum Reverse Current	$I_{R1}$	at $25^{\circ}C$ ; at $V_{RRM}$	0.5	$\mu A$
	$I_{R2}$	at $100^{\circ}C$ ; at $V_{RRM}$	50	$\mu A$
Maximum Reverse Recovery Time	$T_{RR}$	at $25^{\circ}C$ ; $I_F=0.5I_R$ ; $I_R=I_{FAVM}$ ; $I_{RR}=0.25I_R$	--	nS
Junction Capacitance	$C_J$	at $25^{\circ}C$ ; $V_R=0V$ ; $f=1MHz$	--	pF

### Forward Current Derating Curves



### Non-Repetitive Surge Current



Marking	Type	Code	Cathode Mark
	HVP-8	HVP-8 HVGT	