

# ESDBL0565BP

## Transient Voltage Suppressors

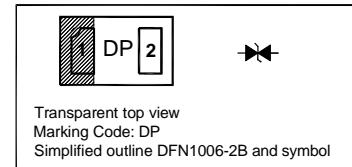
for ESD Protection

### Features

- Protects one data or power line
- Low leakage current
- Bi-direction high reliability
- Low junction capacitance

### PINNING

PIN	DESCRIPTION
1	Anode
2	Anode



### Absolute Maximum Ratings ( $T_a = 25^\circ\text{C}$ )

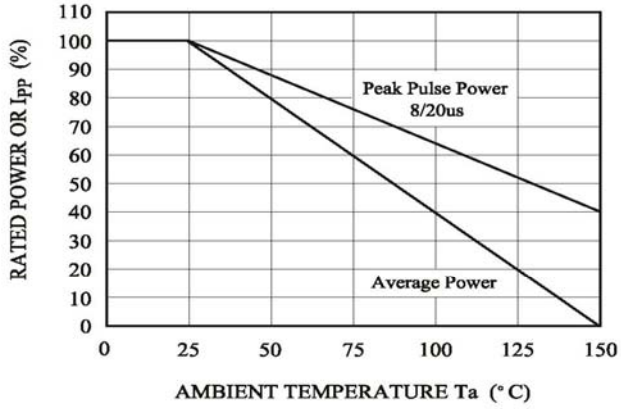
Parameter	Symbol	Value	Unit
Peak Pulse Power ( $t_p = 8/20 \mu\text{s}$ )	$P_{PK}$	50	W
ESD discharge (IEC61000-4-2) Air Contact	$V_{ESD}$	$\pm 15$ $\pm 8$	KV
Operation Temperature Range	$T_j$	- 55 to + 150	$^\circ\text{C}$
Storage Temperature Range	$T_{stg}$	- 55 to + 150	$^\circ\text{C}$

### Characteristics at $T_a = 25^\circ\text{C}$

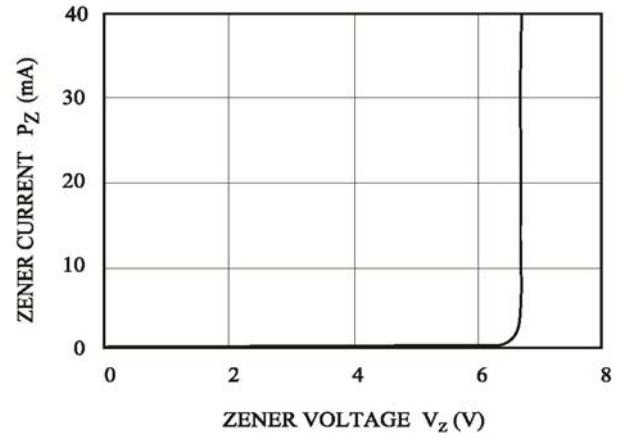
Parameter	Symbol	Min.	Max.	Unit
Reverse Working Voltage	$V_{RWM}$	-	6.5	V
Reverse Breakdown Voltage at $I_R = 1 \text{ mA}$	$V_{(BR)R}$	6.6	7.8	V
Reverse Current at $V_R = 5 \text{ V}$	$I_R$	-	1	$\mu\text{A}$
Clamping Voltage at $I_{PP} = 5 \text{ A}$ , $t_p = 8/20 \mu\text{s}$	$V_C$	-	17	V
Junction Capacitance at $V_R = 0 \text{ V}$ , $f = 1 \text{ MHz}$	$C_j$	-	25	pF

**TOP DYNAMIC**

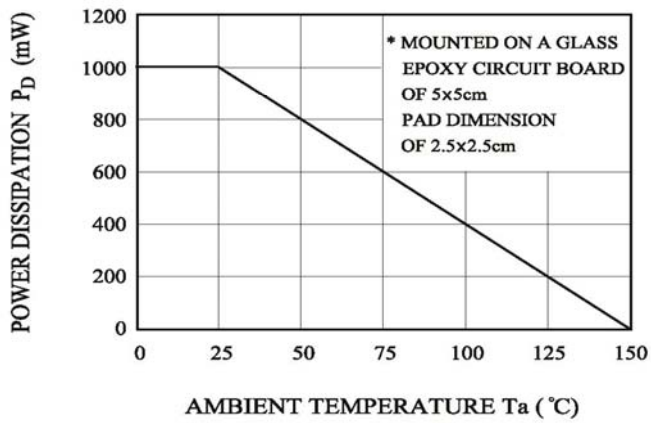
POWER DERATION CURVE



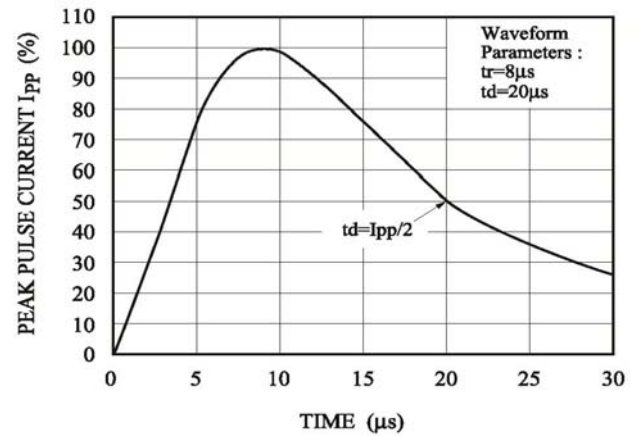
$V_Z - I_Z$



$P_D - T_a$



PULSE WAVEFORM

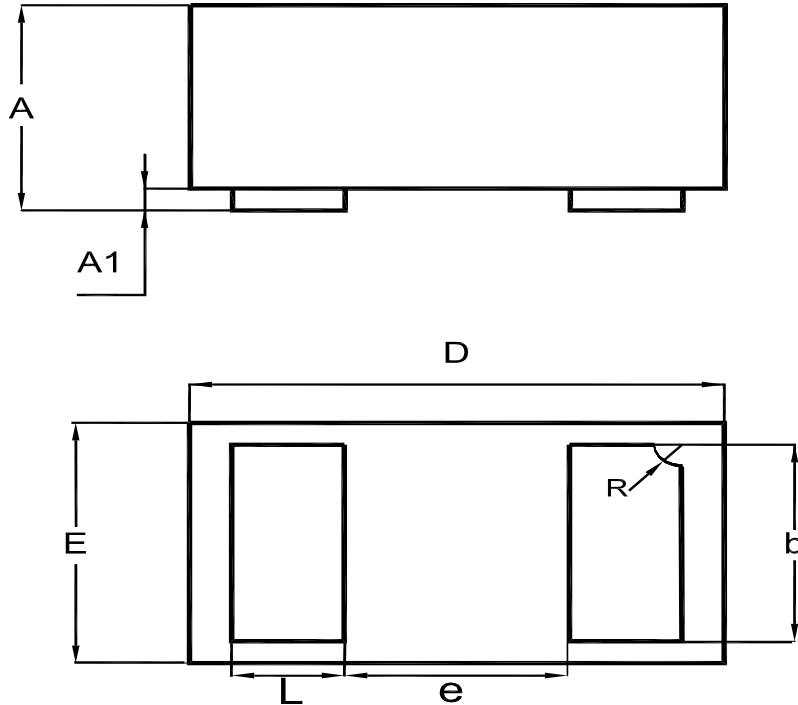


# ESDBL0565BP

## PACKAGE OUTLINE

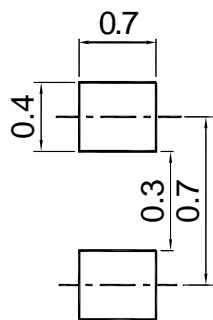
Plastic surface mounted package; 2 leads

DFN1006-2B



UNIT	A	A1	b	D	E	e	L	R
mm	0.40	0.05	0.55	1.05	0.65	0.4	0.3	0.15
	0.36	0	0.45	0.95	0.55		0.2	0.05

## Recommended Soldering Footprint



## Packing information

Package	Tape Width (mm)	Pitch		Reel Size		Per Reel Packing Quantity
		mm	inch	mm	inch	
DFN1006-2B	8	4 ± 0.1	0.157 ± 0.004	178	7	5,000

**TOP DYNAMIC**