

MM1W4728A~MM1W4766A-HAF

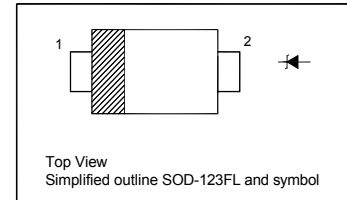
Surface Mount Silicon Zener Diodes

Features

- High peak reverse power dissipation
- Low leakage current
- Halogen and Antimony Free(HAF), RoHS compliant

PINNING

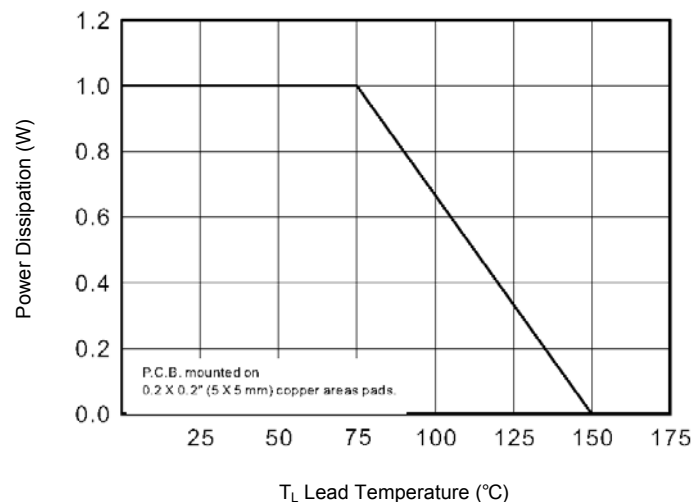
PIN	DESCRIPTION
1	Cathode
2	Anode



Maximum Ratings

Parameter	Symbol	Value	Unit
Power Dissipation at $T_L = 75^\circ\text{C}$	P_{tot}	1	W
Forward Voltage at $I_F = 200 \text{ mA}$	V_F	1.2	V
Junction Temperature Range	T_J	- 55 to + 150	$^\circ\text{C}$
Storage Temperature Range	T_{Stg}	- 55 to + 150	$^\circ\text{C}$

Maximum Continuous Power Derating



TOP DYNAMIC

MM1W4728A~MM1W4766A-HAF

Electrical Characteristics (Rating at $T_a = 25^\circ\text{C}$ unless otherwise specified)

Type	Marking Code	Zener Voltage Range ¹⁾			Zener Impedance		Reverse Current		Admissible Zener Current I_{ZM} (mA)
		V_{ZT} (at I_{ZT})			I_{ZT}	Z_{ZT} (at I_{ZT})	I_R	at V_R	
		Min. (V)	Nom. (V)	Max. (V)	(mA)	Max. (Ω)	Max. (μA)	(V)	
MM1W4728A	28A	3.1	3.3	3.5	75	10	100	1	285
MM1W4729A	29A	3.4	3.6	3.8	69	10	100	1	263
MM1W4730A	30A	3.7	3.9	4.1	64	9	50	1	243
MM1W4731A	31A	4.06	4.3	4.56	58	9	25	1	219
MM1W4732A	32A	4.5	4.7	4.93	53	8	10	1	203
MM1W4733A	33A	4.84	5.1	5.36	49	7	10	1	186
MM1W4734A	34A	5.32	5.6	5.92	45	5	10	2	170
MM1W4735A	35A	5.86	6.2	6.51	41	2	10	3	154
MM1W4736A	36A	6.46	6.8	7.18	37	3.5	10	4	140
MM1W4737A	37A	7.12	7.5	7.88	34	4	10	5	127
MM1W4738A	38A	7.79	8.2	8.67	31	4.5	10	6	116
MM1W4739A	39A	8.6	9.1	9.59	28	5	10	7	104
MM1W4740A	40A	9.5	10	10.5	25	7	10	7	95
MM1W4741A	41A	10.4	11	11.6	23	8	5	8	86
MM1W4742A	42A	11.4	12	12.6	21	9	5	9	79
MM1W4743A	43A	12.4	13	14.1	19	10	5	10	71
MM1W4744A	44A	14.25	15	15.75	17	14	5	11	61
MM1W4745A	45A	15.2	16	17.1	16	16	5	12	58
MM1W4746A	46A	16.8	18	19.2	14	20	5	13	52
MM1W4747A	47A	19	20	21.2	13	22	5	15	47
MM1W4748A	48A	20.8	22	23.3	12	23	5	17	43
MM1W4749A	49A	22.8	24	25.2	11	25	5	18	38
MM1W4750A	50A	25.3	27	28.9	9.5	35	5	21	35
MM1W4751A	51A	28.2	30	32	8.5	40	5	23	31
MM1W4752A	52A	31.3	33	34.9	7.5	45	5	25	28
MM1W4753A	53A	34.2	36	37.9	7	50	5	27	26
MM1W4754A	54A	37.2	39	41.5	6.5	60	5	30	24
MM1W4755A	55A	40.9	43	45.6	6	70	1	32	22
MM1W4756A	56A	44.9	47	49.8	5.5	80	1	35	20
MM1W4757A	57A	48.6	51	54	5	95	1	38	18
MM1W4758A	58A	53.6	56	58.6	4.5	110	1	42	17
MM1W4759A	59A	58.9	62	65.6	4	125	1	47	15
MM1W4760A	60A	64.6	68	71.7	3.7	150	1	52	14
MM1W4761A	61A	71.2	75	78.8	3.3	175	1	56	12
MM1W4762A	62A	77.9	82	87	3	200	1	62	11
MM1W4763A	63A	86	91	96	2.8	250	1	69	10
MM1W4764A	64A	95	100	105	2.5	350	1	76	9.5
MM1W4765A	65A	104	110	116	2.3	450	1	84	8.6
MM1W4766A	66A	114	120	127	2	550	1	91	7.8

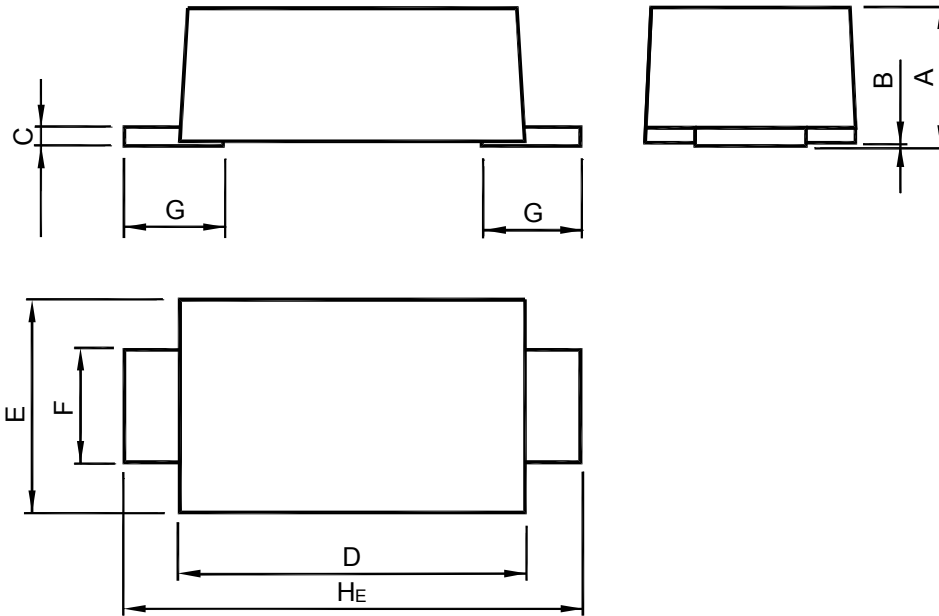
¹⁾ V_{ZT} is tested with pulses (20 ms)

MM1W4728A~MM1W4766A-HAF

PACKAGE OUTLINE

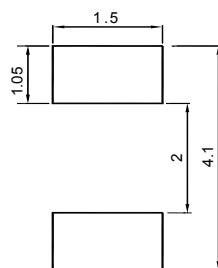
Plastic surface mounted package; 2 leads

SOD-123FL



UNIT	A	B	C	D	E	F	G	HE
mm	1.08 0.88	0.1 0	0.2 0.1	2.9 2.6	1.9 1.7	1.1 0.8	0.9 0.7	3.9 3.5

Recommended Soldering Footprint



Packing information

Package	Tape Width (mm)	Pitch		Reel Size		Per Reel Packing Quantity
		mm	inch	mm	inch	
SOD-123FL	8	4 ± 0.1	0.157 ± 0.004	178	7	3,000

TOP DYNAMIC