

SSL34A-HAF

Surface Mount Schottky Barrier Rectifiers

Reverse Voltage - 40 V

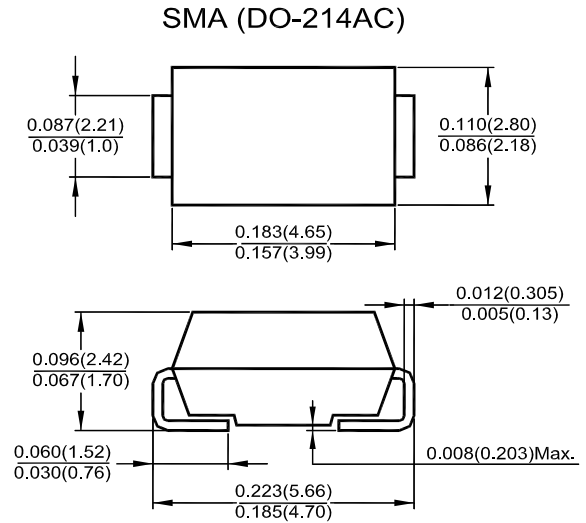
Forward Current - 3 A

Features

- Plastic package has Underwriters Laboratory Flammability Classification 94V-0
- For surface mounted applications
- Metal silicon junction, majority carrier conduction
- Low power loss, high efficiency.
- High current capability, low forward voltage drop
- Halogen and Antimony Free(HAF), RoHS compliant

Mechanical Data

- **Case:** SMA (DO-214AC) molded plastic body
- **Terminals:** leads solderable per MIL-STD-750, Method 2026
- **Polarity:** color band denotes cathode end



Dimensions in inches and (millimeters)

Maximum Ratings and Electrical Characteristics

Ratings at 25°C ambient temperature unless otherwise specified. Single phase, half wave, resistive or inductive load, for capacitive load, derate by 20 %

Parameter	Symbols	SSL34A	Units
	Marking	SSL34A	-
Maximum Repetitive Peak Reverse Voltage	V_{RRM}	40	V
Maximum RMS Voltage	V_{RMS}	28	V
Maximum DC Blocking Voltage	V_{DC}	40	V
Maximum Average Forward Rectified Current at $T_L = 100^\circ\text{C}$	$I_{F(AV)}$	3	A
Peak Forward Surge Current 8.3 ms Single Half Sine-wave Superimposed on Rated Load (JEDEC Method)	I_{FSM}	80	A
Maximum Forward Voltage ¹⁾ at $I_F = 3\text{ A}$	V_F	0.45 0.37	V
Maximum DC Reverse Current at Rated DC Blocking Voltage	I_R	$T_J = 25^\circ\text{C}$	500 μA
		$T_J = 125^\circ\text{C}$	100 mA
Typical Thermal Resistance, Junction to Lead	$R_{\theta JL}$	10	$^\circ\text{C/W}$
Typical Thermal Resistance, Junction to Ambient	$R_{\theta JA}$	70	$^\circ\text{C/W}$
Operating and Storage Temperature Range	T_j, T_{stg}	- 55 to + 150	$^\circ\text{C}$

¹⁾Pulse Test With Pulse Width = 300 μs , 1% Duty Cycle.

SSL34A-HAF

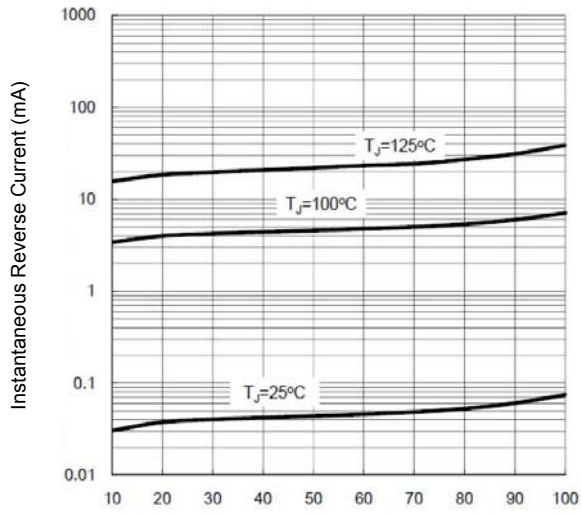


Figure 1. Typical Reverse Characteristics
Percent Of Rated Peak Reverse Voltage (%)

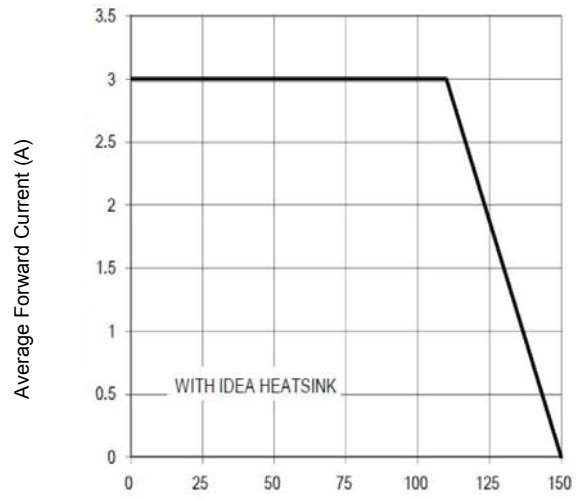


Figure 2. Forward Current Derating Curve
Lead Temperature (°C)

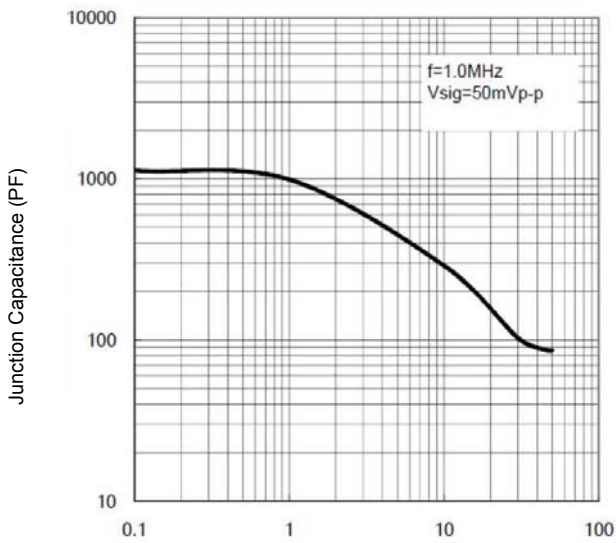


Figure 3. Typical Junction Capacitance
Reverse Voltage (V)

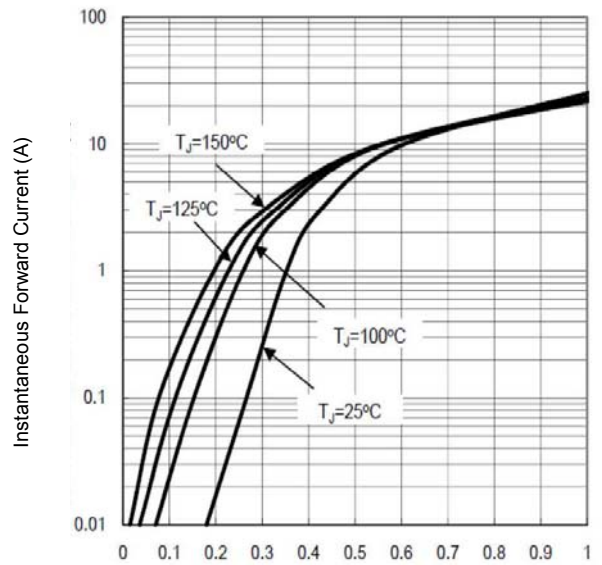


Figure 4. Typical Forward Characteristics
Forward Voltage (V)