

# SiT1566 Preliminary

## 1.2mm<sup>2</sup> Micropower, 5 ppm, Low-Jitter 32.768 kHz Super TCXO



The Smart Timing Choice™

### Features

- 32.768 kHz  $\pm 5$  ppm all-inclusive frequency stability
- World's smallest TCXO Footprint: 1.2 mm<sup>2</sup>
  - 1.5 x 0.8 mm CSP
  - No external bypass cap required
- Improved stability reduces system power with fewer network timekeeping updates
- Ultra-low power: 4.5  $\mu$ A
- Supply voltage: 1.8V  $\pm 10\%$
- Operating temperature ranges: -20°C to +70°C, -40°C to +85°C
- Pb-free, RoHS and REACH compliant

### Applications

- Smart watches, health and wellness monitors
- Ultra-accurate RTC reference clock
- Smart utility meters, E-meters
- Internet-of-Things (IoT) with BLE

INSTANT  
SAMPLESGREEN  
SOLUTIONSLIFETIME  
WARRANTY

#### Note:

For overmolded applications that require the most accurate frequency, consider the SiT1568 super-TCXO with in-system auto-calibration.

### Electrical Characteristics

Conditions: Min/Max limits are over temperature, V<sub>dd</sub> = 1.8V  $\pm 10\%$ , unless otherwise stated. Typicals are at 25°C and V<sub>dd</sub> = 1.8V.

Parameter	Symbol	Min.	Typ.	Max.	Unit	Condition
<b>Frequency and Stability</b>						
Output Frequency	F <sub>out</sub>	32.768			kHz	
Total Frequency Stability <sup>[1]</sup>	F <sub>stab</sub>	-5		5	ppm	All inclusive, <b>without</b> overmold.
Allan Deviation	AD		1e-8	4e-8		1 second averaging time
First Year Frequency Aging	F <sub>aging</sub>		$\pm 1$		ppm	T <sub>A</sub> = 25°C, V <sub>dd</sub> = 1.8V
<b>Jitter and Frequency Response Performance</b>						
Integrated Phase Jitter	IPJ		1.8	2.5	ns <sub>RMS</sub>	Integration bandwidth = 100 Hz to 16.384 kHz. Inclusive of 50 mV peak-to-peaks inusoidal noise on V <sub>dd</sub> . Noise frequency 100 Hz to 20 MHz.
RMS Period Jitter	PJ <sub>RMS</sub>		2.5	4	ns <sub>RMS</sub>	10,000 samples, per JEDEC standard 65B
Peak-to-Peak Period Jitter	PJ <sub>p-p</sub>		20	35	ns <sub>p-p</sub>	
Dynamic Temperature Frequency Response		-0.5		+0.5	ppm/sec	Under temp ramp up to 1.5°C/sec
<b>Supply Voltage and Current Consumption</b>						
Operating Supply Voltage	V <sub>dd</sub>	1.62	1.8	1.98	V	
Supply Current	I <sub>dd</sub>		4.5	5.3	$\mu$ A	No load
Start-up Time at Power-up	t <sub>start</sub>			300	ms	Measured when supply reaches 90% of final V <sub>dd</sub> to the first output pulse.
<b>Operating Temperature Range</b>						
Operating Temperature Range	Op_Temp	-20		70	°C	"C" ordering code
		-40		85	°C	"I" ordering code
<b>LVC MOS Output</b>						
Output Rise/Fall Time	tr, tf		9	20	ns	
Output Clock Duty Cycle	DC	45		55	%	
Output Voltage High	VOH	90%			V <sub>dd</sub>	I <sub>OH</sub> = -1 $\mu$ A
Output Voltage Low	VOL			10%	V <sub>dd</sub>	I <sub>OL</sub> = 1 $\mu$ A

#### Note:

1. Relative to 32.768 kHz, includes initial tolerance, over temp stability, V<sub>dd</sub>, 20% load variation, hysteresis, board-level underfill, 3x reflow. Tested with Agilent 53132A frequency counter. Measured with 100 ms gate time for accurate frequency measurement.

# SiT1566

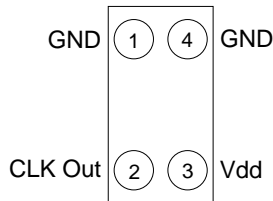
## 1.2mm<sup>2</sup> Micropower, 5 ppm, Low-Jitter 32.768 kHz Super TCXO

**SiTime**<sup>™</sup>The Smart Timing Choice<sup>™</sup>

### Pin Configuration

CSP Pin	Symbol	I/O	Functionality
1	GND	Internal Test	Connect to GND
2	CLK Out	OUT	Oscillator clock output.
3	Vdd	Power Supply	Under normal operating conditions, Vdd does not require external bypass/decoupling capacitor(s). SiT1566 includes on-chip filtering capacitors. Under extreme noise on the supply, a 10-100 nF low ESR ceramic bypass capacitor may be recommended close to the Vdd pin.
4	GND	Power Supply Ground	Connect to ground.

### CSP Package (Top View)



### Absolute Maximum Ratings

Attempted operation outside the absolute maximum ratings may cause permanent damage to the part. Actual performance of the IC is only guaranteed within the operational specifications, not at absolute maximum ratings.

Parameters	Test Conditions	Value	Unit
Continuous Power Supply Voltage Range (Vdd)		-0.5 to 4.0	V
Continuous Maximum Operating Temperature Range		105	°C
Short Duration Maximum Operating Temperature Range	≤ 30 minutes	125	°C
Human Body Model (HBM) ESD Protection	JESD22-A114	2000	V
Charge-Device Model (CDM) ESD Protection	JESD22-C101	750	V
Machine Model (MM) ESD Protection	T <sub>A</sub> = 25°C	200	V
Latch-up Tolerance	JESD78 Compliant		
Mechanical Shock Resistance	Mil 883, Method 2002	20,000	g
Mechanical Vibration Resistance	Mil 883, Method 2007	70	g
1508 CSP Junction Temperature		150	°C
Storage Temperature		-65 to 150	°C

### System Block Diagram

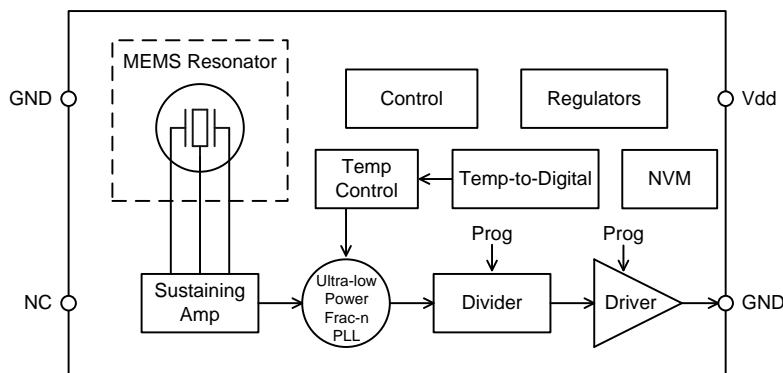


Figure 1. SiT1566 Block Diagram

# SiT1566

1.2mm<sup>2</sup> Micropower, 5 ppm, Low-Jitter 32.768 kHz Super TCXO



The Smart Timing Choice™

## Description

SiT1566 is an ultra-small, micropower 32.768 kHz TCXO optimized for battery-powered applications. SiTime's silicon MEMS technology enables the first 32 kHz TCXO in the world's smallest footprint and chip-scale packaging (CSP). Typical supply current is 4.5  $\mu$ A under no load condition.

SiTime's MEMS oscillator consists of a MEMS resonator and a programmable analog circuit. SiT1566 MEMS resonator is built with SiTime's unique MEMS First™ process. A key manufacturing step is EpiSeal™ during which the MEMS resonator is annealed with temperatures over 1000°C. EpiSeal creates an extremely strong, clean, vacuum chamber that encapsulates the MEMS resonator and ensures the best performance and reliability. During EpiSeal, a poly silicon cap is grown on top of the resonator cavity, which eliminates the need for additional cap wafers or other exotic packaging. As a result, SiTime's MEMS resonator die can be used like any other semiconductor die. One unique result of SiTime's MEMS First and EpiSeal manufacturing processes is the capability to integrate SiTime's MEMS die with a SOC, ASIC, microprocessor or analog die within a package to eliminate external timing components and provide a highly integrated, smaller, cheaper solution to the customer.

## TCXO Frequency Stability

SiT1566 is factory calibrated (trimmed) over multiple temperature points to guarantee extremely tight stability over temperature. Unlike quartz crystals that have a classic tuning fork parabola temperature curve with a 25°C turnover point with a 0.04 ppm/C<sup>2</sup> temperature coefficient, the SiT1566 temperature coefficient is calibrated and corrected over temperature with an active temperature correction circuit. The result is a 32 kHz TCXO with extremely tight frequency variation over the -40°C to +85°C temperature range.

When measuring the output frequency of SiT1566 with a frequency counter, it is important to make sure the counter's gate time is  $\geq 100$  ms. Shorter gate times may lead to inaccurate measurements.

## Dynamic Temperature Frequency Response

Dynamic Temperature Frequency Response is the rate of frequency change during temperature ramps. This is an important performance metric when the oscillator is mounted near a high power component (e.g. SoC or power management) that may rapidly change the temperature of surrounding components.

For moderate temperature ramp rates ( $< 2^\circ\text{C}/\text{sec}$ ), the dynamic response is primarily determined by the steady-state frequency vs. temperature of the device. The best dynamic response is obtained from parts which have been trimmed to be flat in frequency over temperature.

For high temperature ramp rates ( $> 5^\circ\text{C}/\text{sec}$ ), the latency in the temperature compensation loop contributes a larger frequency error, which is dependent on the temperature compensation update rate. This part achieves excellent performance at 3Hz update rate. This device family supports faster update rates for further reducing dynamic frequency error at the expense of slightly increased current consumption.

# SiT1566

1.2mm<sup>2</sup> Micropower, 5 ppm, Low-Jitter 32.768 kHz Super TCXO

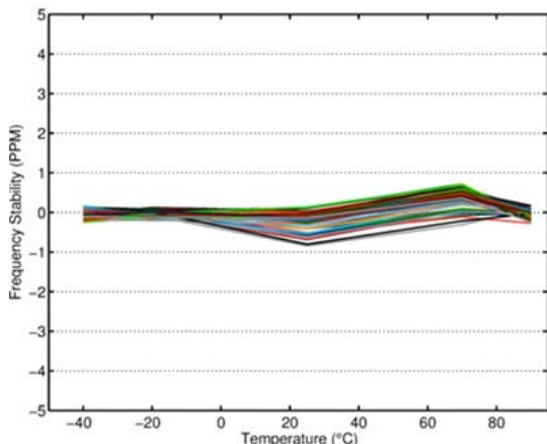


The Smart Timing Choice™

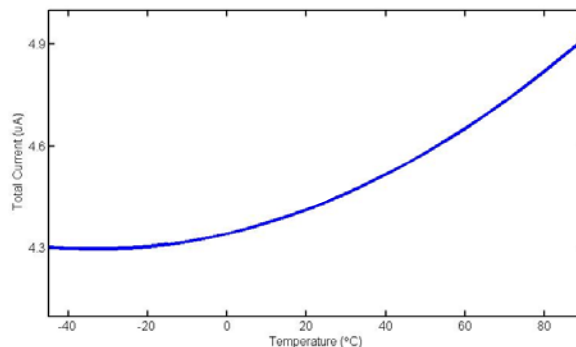
## Typical Operating Curves

(T<sub>A</sub> = 25°C, V<sub>DD</sub> = 1.8V, unless otherwise stated)

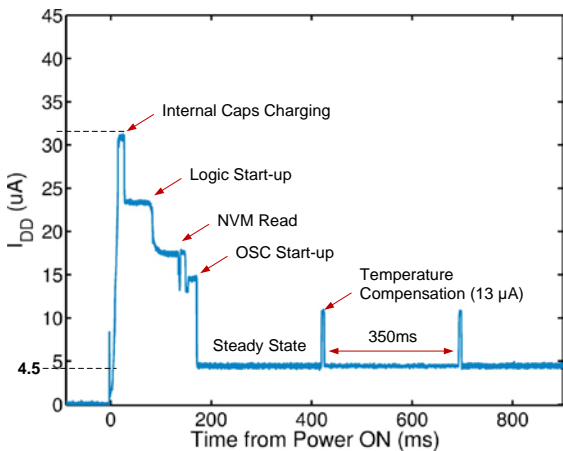
**Frequency Stability over Temperature (Post Reflow)**



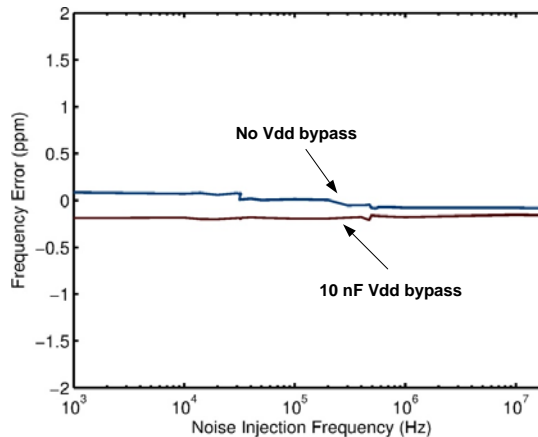
**Supply Current over Temperature (No Load)**



**Start-up and Steady-State Current Profile**



**Power Supply Noise Rejection (PSNR)**



**LVC MOS Output Swing**



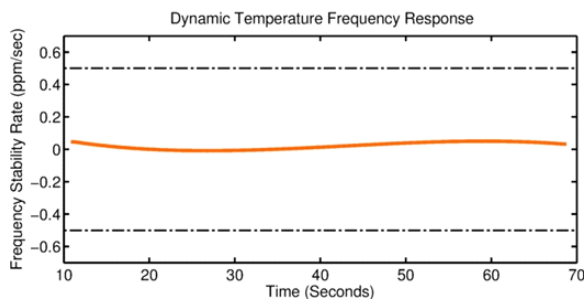
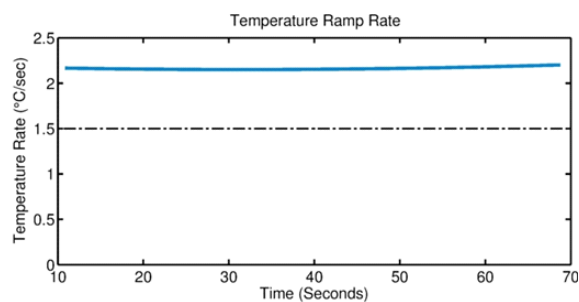
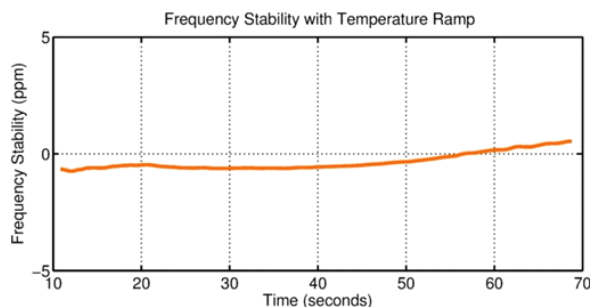
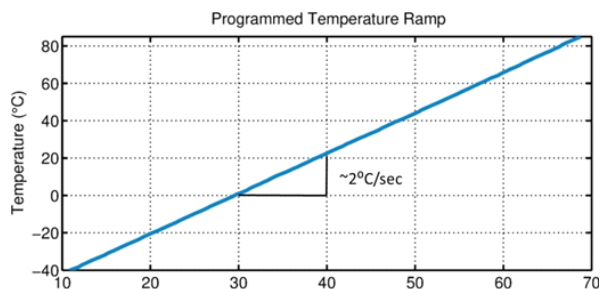
# SiT1566

## 1.2mm<sup>2</sup> Micropower, 5 ppm, Low-Jitter 32.768 kHz Super TCXO



The Smart Timing Choice™

### Dynamic Frequency Response for Moderate Temperature Ramps



Frequency accuracy under a moderate temperature ramp up to 2°C/sec is limited by the TCXO's trimmed accuracy of the frequency stability over-temperature.

**Note:**

2. Measured relative to 32.768 kHz.

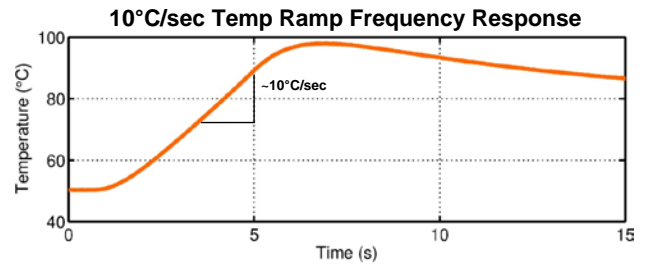
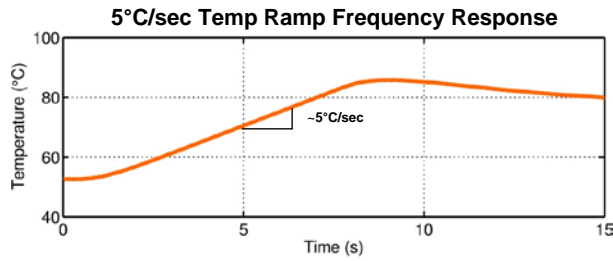
# SiT1566

## 1.2mm<sup>2</sup> Micropower, 5 ppm, Low-Jitter 32.768 kHz Super TCXO

# SiTime™

The Smart Timing Choice™

### Dynamic Frequency Response for Fast Temperature Ramps



For temperature ramps  $>5^{\circ}\text{C}/\text{sec}$ , the frequency accuracy is limited by the update rate of the temperature compensation path (see the  $5^{\circ}\text{C}/\text{sec}$  and  $10^{\circ}\text{C}/\text{sec}$  plots).

Contact Factory for applications that require improved dynamic performance.

**Note:**

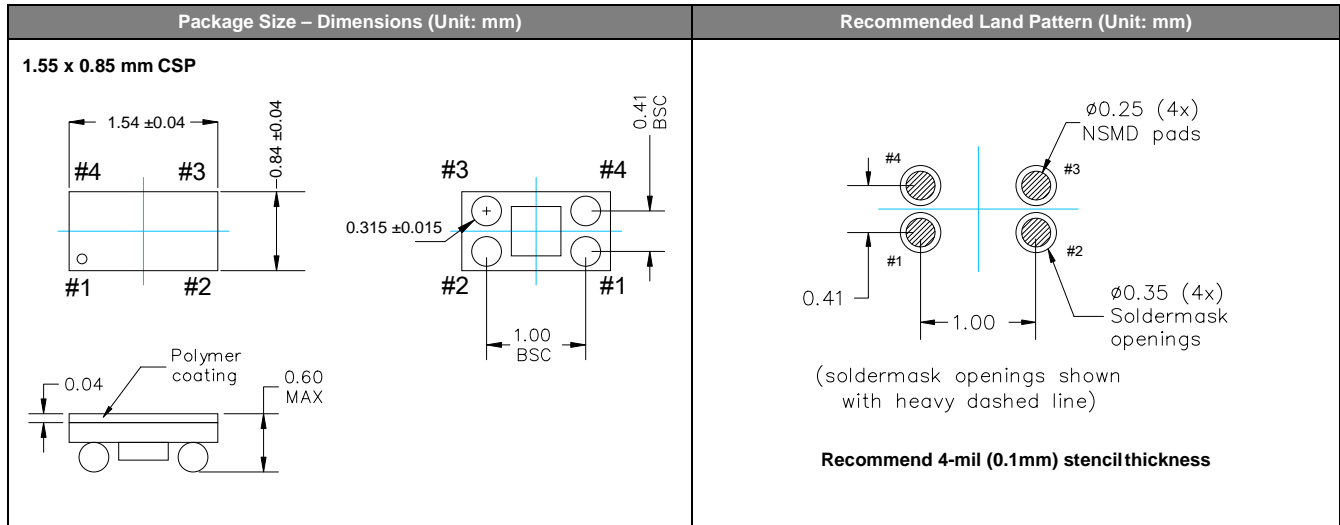
3. Measured relative to 32.768 kHz.

# SiT1566

## 1.2mm<sup>2</sup> Micropower, 5 ppm, Low-Jitter 32.768 kHz Super TCXO

**SiTime**<sup>TM</sup>The Smart Timing Choice<sup>TM</sup>

### Dimensions and Patterns



### Manufacturing Guidelines

- 1) No Ultrasonic or Megasonic cleaning: Do not subject SiT1566 to an ultrasonic or megasonic cleaning environment. Permanent damage or long term reliability issues may occur.
- 2) Applying board-level underfill and overmold is acceptable and will not impact the reliability of the device.
- 3) Reflow profile, per JESD22-A113D.
- 4) For additional manufacturing guidelines and marking/tape-reel instructions, click on the following link: [http://www.sitime.com/component/docman/doc\\_download/243-manufacturing-notes-for-sitime-oscillators](http://www.sitime.com/component/docman/doc_download/243-manufacturing-notes-for-sitime-oscillators)

# SiT1566

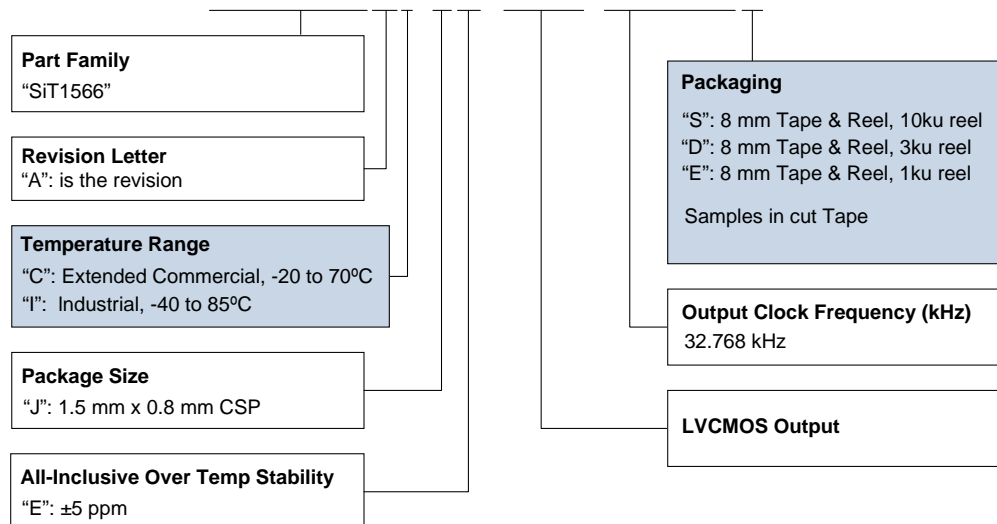
## 1.2mm<sup>2</sup> Micropower, 5 ppm, Low-Jitter 32.768 kHz Super TCXO



The Smart Timing Choice™

### Ordering Information

#### SiT1566AI-JE-DCC-32.768S



### Revision History

Revision	Release Date	Change Summary
0.1	6/30/15	Advanced datasheet initial release
0.7	3/11/16	Preliminary datasheet initial release

© SiTime Corporation 2016. The information contained herein is subject to change at any time without notice. SiTime assumes no responsibility or liability for any loss, damage or defect of a Product which is caused in whole or in part by (i) use of any circuitry other than circuitry embodied in a SiTime product, (ii) misuse or abuse including static discharge, neglect or accident, (iii) unauthorized modification or repairs which have been soldered or altered during assembly and are not capable of being tested by SiTime under its normal test conditions, or (iv) improper installation, storage, handling, warehousing or transportation, or (v) being subjected to unusual physical, thermal, or electrical stress.

**Disclaimer:** SiTime makes no warranty of any kind, express or implied, with regard to this material, and specifically disclaims any and all express or implied warranties, either in fact or by operation of law, statutory or otherwise, including the implied warranties of merchantability and fitness for use or a particular purpose, and any implied warranty arising from course of dealing or usage of trade, as well as any common-law duties relating to accuracy or lack of negligence, with respect to this material, any SiTime product and any product documentation. Products sold by SiTime are not suitable or intended to be used in a life support application or component, to operate nuclear facilities, or in other mission critical applications where human life may be involved or at stake. All sales are made conditioned upon compliance with the critical uses policy set forth below.

#### CRITICAL USE EXCLUSION POLICY

BUYER AGREES NOT TO USE SITIME'S PRODUCTS FOR ANY APPLICATION OR IN ANY COMPONENTS USED IN LIFE SUPPORT DEVICES OR TO OPERATE NUCLEAR FACILITIES OR FOR USE IN OTHER MISSION-CRITICAL APPLICATIONS OR COMPONENTS WHERE HUMAN LIFE OR PROPERTY MAY BE AT STAKE.

SiTime owns all rights, title and interest to the intellectual property related to SiTime's products, including any software, firmware, copyright, patent, or trademark. The sale of SiTime products does not convey or imply any license under patent or other rights. SiTime retains the copyright and trademark rights in all documents, catalogs and plans supplied pursuant to or ancillary to the sale of products or services by SiTime. Unless otherwise agreed to in writing by SiTime, any reproduction, modification, translation, compilation, or representation of this material shall be strictly prohibited.