

MM1W3V3HS~MM1W47HS-HAF

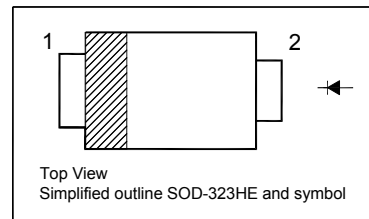
Silicon Planar Zener Diodes

Features

- Total power dissipation: Max.1 W
- Small plastic package suitable for surface mounted design
- Halogen and Antimony Free(HAF), RoHS compliant

PINNING

PIN	DESCRIPTION
1	Cathode
2	Anode



Absolute Maximum Ratings ($T_a = 25^\circ\text{C}$)

Parameter	Symbol	Value	Unit
Power Dissipation	P_D	1	W
Operating and Storage Temperature Range	T_J, T_{stg}	- 55 to + 150	$^\circ\text{C}$

Characteristics at $T_a = 25^\circ\text{C}$

Parameter	Symbol	Max.	Unit
Forward Voltage at $I_F = 200\text{ mA}$	V_F	1.2	V

MM1W3V3HS~MM1W47HS-HAF

Characteristics at $T_a = 25^\circ\text{C}$

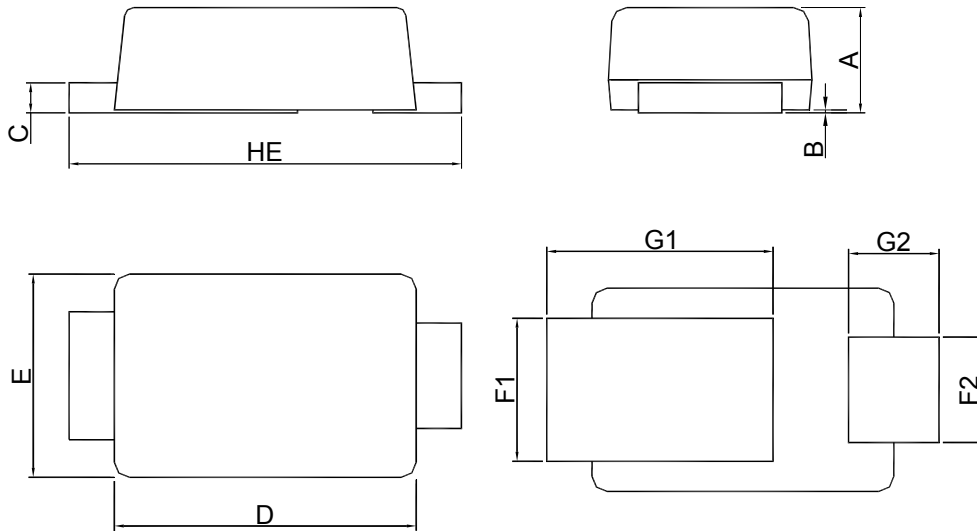
Type	Marking Code	Zener Voltage Range			Dynamic Impedance		Reverse Current	
		V_{ZT}		at I_{ZT}	Z_{ZT}	at I_{ZT}	I_R	at V_R
		Min. (V)	Max. (V)	(mA)	Max. (Ω)	(mA)	Max. (μA)	(V)
MM1W3V3HS	GA	3.1	3.5	100	8	100	150	1
MM1W3V6HS	GB	3.4	3.8	100	8	100	100	1
MM1W3V9HS	GC	3.7	4.1	100	8	100	50	1
MM1W4V3HS	GD	4	4.6	100	7	100	25	1
MM1W4V7HS	GE	4.4	5	100	7	100	10	1
MM1W5V1HS	GF	4.8	5.4	100	6	100	5	1
MM1W5V6HS	GG	5.2	6	100	4	100	10	2
MM1W6V2HS	GH	5.8	6.6	100	3	100	5	2
MM1W6V8HS	GJ	6.4	7.2	100	3	100	10	3
MM1W7V5HS	GK	7	7.9	100	2	100	50	3
MM1W8V2HS	GL	7.7	8.7	100	2	100	10	3
MM1W9V1HS	GM	8.5	9.6	50	4	50	10	5
MM1W10HS	GN	9.4	10.6	50	4	50	7	7.5
MM1W11HS	GP	10.4	11.6	50	7	50	4	8.2
MM1W12HS	GQ	11.4	12.7	50	7	50	3	9.1
MM1W13HS	GR	12.4	14.1	50	10	50	2	10
MM1W15HS	GS	13.8	15.6	50	10	50	1	11
MM1W16HS	GT	15.3	17.1	25	15	25	1	12
MM1W18HS	GU	16.8	19.1	25	15	25	1	13
MM1W20HS	GV	18.8	21.2	25	15	25	1	15
MM1W22HS	GW	20.8	23.3	25	15	25	1	16
MM1W24HS	GX	22.8	25.6	25	15	25	1	18
MM1W27HS	GY	25.1	28.9	25	15	25	1	20
MM1W30HS	GZ	28	32	25	15	25	1	22
MM1W33HS	HS	31	35	25	15	25	1	24
MM1W36HS	HT	34	38	10	40	10	1	27
MM1W39HS	HU	37	41	10	40	10	1	30
MM1W43HS	HV	40	46	10	45	10	1	33
MM1W47HS	HW	44	50	10	45	10	1	36

MM1W3V3HS~MM1W47HS-HAF

PACKAGE OUTLINE

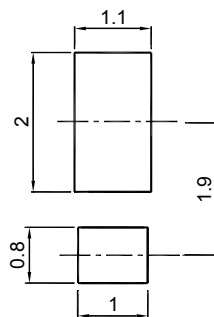
Plastic surface mounted package; 2 leads

SOD-323HE



UNIT	A	B	C	D	E	F1	F2	G1	G2	H _E
mm	0.7	0.02	0.2	2	1.35	0.95	0.7	1.5	0.6	2.6
	0.5	0	0.1	1.8	1.15	0.75	0.5	1.3	0.4	2.4

RECOMMENDED SOLDERING FOOTPRINT



SOD-323HE

Packing information

Package	Tape Width (mm)	Pitch		Reel Size		Per Reel Packing Quantity
		mm	inch	mm	inch	
SOD-323HE	8	4 ± 0.1	0.157 ± 0.004	178	7	3,000