

PLEASE CHECK WWW.MOLEX.COM FOR LATEST PART INFORMATION

Part Number: **0014564210**
Status: **Active**
Overview: [cgrid_sl_products](#)
Description: 2.54mm (.100") Pitch SL™ Insulation Displacement Connector Assembly, Female, Single Row, Version C, Front Ribs, Wire Size 24, 0.76µm (30µ") Gold (Au), 21 Circuits

Documents:

[3D Model](#) [Product Specification PS-70400 \(PDF\)](#)
[Drawing \(PDF\)](#) [RoHS Certificate of Compliance \(PDF\)](#)

Agency Certification

CSA LR19980
 UL E29179

General

Product Family Ribbon Cable / Wire Trap Connectors
 Series [70400](#)
 Comments Terminals Preloaded
 Component Type Housing
 Glow-Wire Compliant No
 Overview [cgrid_sl_products](#)
 Product Name SL™

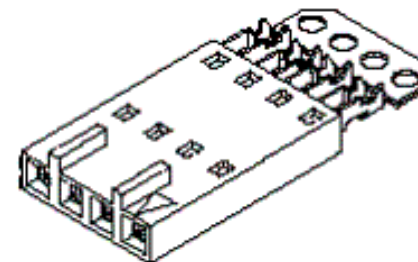
Physical

Circuits (Loaded) 21
 Color - Resin Black
 Durability (mating cycles max) 50
 Entry Angle Vertical
 Flammability 94V-0
 Lock to Mating Part None
 Material - Metal Phosphor Bronze
 Material - Plating Mating Gold
 Material - Plating Termination Tin
 Material - Resin Polyester Alloy
 Number of Rows 1
 PCB Retention None
 Packaging Type Tube
 Pitch - Mating Interface (in) 0.100 In
 Pitch - Mating Interface (mm) 2.54 mm
 Plating min: Mating (µin) 30
 Plating min: Mating (µm) 0.75
 Plating min: Termination (µin) 75
 Plating min: Termination (µm) 1.875
 Polarized to Mating Part Yes
 Stackable Yes
 Surface Mount Compatible (SMC) N/A
 Temperature Range - Operating -40°C to +105°C
 Termination Interface: Style IDT or Pierce
 Wire Insulation Diameter 1.35mm (.053") max.
 Wire Size AWG 24
 Wire/Cable Type Discrete Wire, Ribbon Cable

Electrical

Current - Maximum per Contact 3A
 Voltage - Maximum 250V

Material Info



Series

image - Reference only

EU RoHS

**ELV and RoHS
 Compliant**
**REACH SVHC
 Not Reviewed**
**Halogen-Free
 Status
 Not Reviewed**

China RoHS



**Need more information on product
 environmental compliance?**

Email productcompliance@molex.com
 For a multiple part number RoHS Certificate of Compliance, [click here](#)

Please visit the [Contact Us](#) section for any non-product compliance questions.

Search Parts in this Series

[70400Series](#)

Mates With

[70544](#), [70546](#), [70554](#) , [70556](#)

Use With

[7307](#) Tinned 28AWG, [7767](#) Topcoat 28AWG, [24241](#) Tinned 26AWG, [8996](#) Topcoat 26AWG, [24226](#) Tinned 24AWG, [8997](#) Topcoat 24AWG, [24369](#) High Flex 26AWG, [24389](#) High Flex 24AWG

Application Tooling | FAQ

Tooling specifications and manuals are found by selecting the products below. Crimp Height Specifications are then contained in the Application Tooling Specification document.

Global

Description	Product #
Hawk Semi-Automatic Discrete Wire Terminator for SL - Rebuilt US*	0011201337

Reference - Drawing Numbers

Product Specification
Sales Drawing

PS-70400
SDA-70400-1086-1109

Hawk™ Ribbon Cable Terminator for SL without Break-off	<u>0623003000</u>
Hawk™ Semi- Automatic Discrete Wire Terminator for SL - Rebuilt CE Approved*	<u>0623004900</u>
Hawk™ Flat Flex Cable Terminator for SL with Break-off	<u>0623005200</u>
Hawk™ Ribbon Cable Terminator with for SL Break-off	<u>0623005300</u>
IDT Discrete Handtool Module for SL™	<u>0621000700</u>
Hawk™ Semi- Automatic Discrete Wire Terminator for SL	<u>0623003100</u>

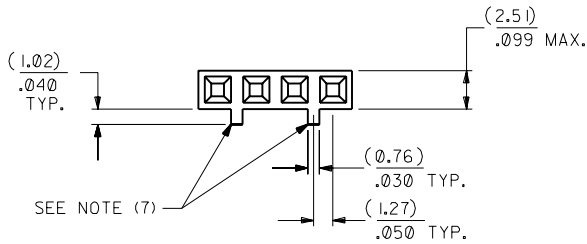
This document was generated on 05/21/2010

PLEASE CHECK WWW.MOLEX.COM FOR LATEST PART INFORMATION

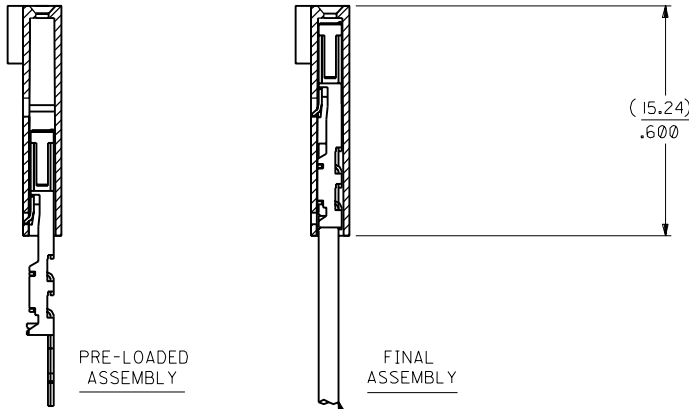
OPTION C

NOTES:

- 1) TO BE USED WITH (24) AWG. STRANDED WIRE WITH (1.35)/.053 DIA. MAX. INSULATION.
- 2) SEE CHART FOR CIRCUIT SIZES.
- 3) STANDARD PACKAGING PER PK-70400-0001. OPTIONAL PACKAGING MAY BE AVAILABLE, REQUEST DWG. PK-70400
- 4) PARTS STACKABLE END TO END ON (2.54)/.100 CENTERS.
- 5) REFER TO PRODUCT SPECIFICATION: PS-70400.
- 6) SEE DWG. SDA-70400-**** (SHT. 5) FOR OPTIONAL HOUSING DETAILS.
- 7) 4 CIRCUIT SHOWN. 4 - 25 CKT.'S. HAVE (2) RIBS.
- 8) TO MATE WITH MOLEX PART NO.'S.: A-70374-****, A-70376-****, A-70390-****, A-70392-****, A-70544-****, A-70554-****, A-70542-****, A-70552-****, A-70546-****, A-70556-****.
- 9) 2 CIRCUIT ASSEMBLIES SUPPLIED AS GROUPED PAIRS.

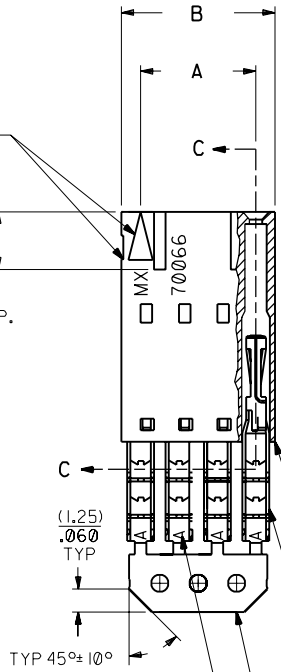


SECTION C-C



CIRCUIT NO. 1
SLOT OR ARROW

(3.81)
.150 TYP.



TYP 45° ± 10°

HOUSING PART NO. 70066-****
MATERIAL: G.F. POLYESTER, 94V-0

TERMINAL PART NO. 70028-****
MATERIAL: PHOSPHOR BRONZE
PLATING PER ES-88-***

574 - .000030 MIN. GOLD IN SELECT AREA WITH
.000075 MIN. TIN/LEAD (90/10)
IN SELECT AREA OVER .000050 MIN. NICKEL
OVER-ALL.

I.D. SLOT CODE TO WIRE GAUGE CHART	
I.D. SLOT CODE	WIRE GAUGE
A	24 AWG.

PLATING CODE (STRIPE ON CARRIER STRIP)	
PLATING	COLOR
574	RED

CKT. SIZE	A	B	EDP. NO.	ENG. NO.
2	(2.54) .100	(5.05) .199	14-56-4020	A-70400-1086
3	(5.08) .200	(7.59) .299	14-56-4030	A-70400-1087
4	(7.62) .300	(10.13) .399	14-56-4040	A-70400-1088
5	(10.16) .400	(12.67) .499	14-56-4050	A-70400-1089
6	(12.70) .500	(15.21) .599	14-56-4060	A-70400-1090
7	(15.24) .600	(17.75) .699	14-56-4070	A-70400-1091
8	(17.78) .700	(20.29) .799	14-56-4080	A-70400-1092
9	(20.32) .800	(22.83) .899	14-56-4090	A-70400-1093
10	(22.86) .900	(25.37) .999	14-56-4100	A-70400-1094
11	(25.54) 1.000	(27.91) 1.099	14-56-4110	A-70400-1095
12	(27.94) 1.100	(30.45) 1.199	14-56-4120	A-70400-1096
13	(30.48) 1.200	(32.99) 1.299	14-56-4130	A-70400-1097
14	(33.02) 1.300	(35.53) 1.399	14-56-4140	A-70400-1098
15	(35.56) 1.400	(38.07) 1.499	14-56-4150	A-70400-1099
16	(38.01) 1.500	(40.61) 1.599	14-56-4160	A-70400-1100
17	(40.64) 1.600	(43.15) 1.699	14-56-4170	A-70400-1101
18	(43.18) 1.700	(45.69) 1.799	14-56-4180	A-70400-1102
19	(45.72) 1.800	(48.23) 1.899	14-56-4190	A-70400-1103
20	(48.26) 1.900	(50.77) 1.999	14-56-4200	A-70400-1104
21	(50.80) 2.000	(53.31) 2.099	14-56-4210	A-70400-1105
22	(53.34) 2.100	(55.85) 2.199	14-56-4220	A-70400-1106
23	(55.88) 2.200	(58.39) 2.299	14-56-4230	A-70400-1107
24	(58.42) 2.300	(60.93) 2.399	14-56-4240	A-70400-1108
25	(60.96) 2.400	(63.47) 2.499	14-56-4250	A-70400-1109

LTR.	REVISIONS	LTR.	REVISIONS
EI	ADD CARRIER CHAMF ECN #UDT1998-0280 05/20/98 LMCGRATH	C	REDRAWN ON CAD ECR* 8842 5/8/86 W.Z.
E	REVISED PER ECR NO. U82110 10-17-88 BJS	D	REVISE PER ECR #U80110 2/3/88 NJM

DIMENSIONS SHOWN (METRIC) INCH	
UNLESS OTHERWISE SPECIFIED TOLERANCES: ANGULAR ± 1/2°	
3 PLACE ± .010	METRIC ---
2 PLACE ± .014	± 0.25
1 PLACE ---	± 0.35

REVISE ONLY ON CAD SYSTEM	
TITLE ASSEMBLY, SL CONNECTOR (SINGLE ROW- (2.54)/.100 GRID)	
MOLEX INCORPORATED LISLE, ILL. 60532 U.S.A.	SHEET NO. DATE 10 / 10 / 84
PART NO. SDA-70400-1086-1109	DRWG. NO.
SEE CHART	FILE NAME S10400CK7
THIS DRAWING CONTAINS INFORMATION THAT IS PROPRIETARY TO MOLEX INC. AND SHOULD NOT BE USED WITHOUT WRITTEN PERMISSION.	
DA	SIZE C