

**PLEASE CHECK WWW.MOLEX.COM FOR LATEST PART INFORMATION**

**Part Number:** [0015910680](#)  
**Status:** **Active**  
**Description:** 2.54mm (.100") Pitch C-Grid® Header, Surface Mount, Dual Row, Vertical, 68 Circuits, 0.38µm (15µ") Gold (Au) Selective Plating

**Documents:**

[3D Model](#) [Product Specification PS-71308 \(PDF\)](#)  
[Drawing \(PDF\)](#) [RoHS Certificate of Compliance \(PDF\)](#)

**Agency Certification**

CSA LR19980  
 UL E29179

**General**

Product Family PCB Headers  
 Series [71308](#)  
 Application Board-to-Board, Wire-to-Board  
 Product Name C-Grid®

**Physical**

Breakaway Yes  
 Circuits (Loaded) 68  
 Circuits (maximum) 68  
 Color - Resin Black  
 Durability (mating cycles max) 50  
 Flammability 94V-0  
 Glow-Wire Compliant No  
 Lock to Mating Part None  
 Material - Metal Phosphor Bronze  
 Material - Plating Mating Gold  
 Material - Plating Termination Tin  
 Material - Resin High Temperature Thermoplastic  
 Number of Rows 2  
 Orientation Vertical  
 PCB Locator No  
 PCB Retention None  
 Packaging Type Tube  
 Pitch - Mating Interface (in) 0.100 In  
 Pitch - Mating Interface (mm) 2.54 mm  
 Plating min: Mating (µin) 15  
 Plating min: Mating (µm) 0.375  
 Plating min: Termination (µin) 75  
 Plating min: Termination (µm) 1.875  
 Polarized to Mating Part No  
 Polarized to PCB No  
 Shrouded No  
 Stackable Yes  
 Temperature Range - Operating -40°C to +105°C  
 Termination Interface: Style Surface Mount

**Electrical**

Current - Maximum per Contact 3A  
 Voltage - Maximum 250V

**Solder Process Data**

Lead-free Process Capability Reflow Capable (SMT only)  
 Process Temperature max. C 260



*Series  
image - Reference only*

**EU RoHS**

**ELV and RoHS  
Compliant**  
**REACH SVHC**  
 Not Reviewed  
**Halogen-Free  
Status**  
**Not Reviewed**

**China RoHS**



**Need more information on product  
environmental compliance?**

Email [productcompliance@molex.com](mailto:productcompliance@molex.com)  
 For a multiple part number RoHS Certificate of Compliance, [click here](#)

Please visit the [Contact Us](#) section for any non-product compliance questions.

**Search Parts in this Series**

[71308Series](#)

**Material Info**

**Reference - Drawing Numbers**

Product Specification

Sales Drawing

PS-71308, RPS-71308-001

SD-71308-001

This document was generated on 03/31/2010

**PLEASE CHECK [WWW.MOLEX.COM](http://WWW.MOLEX.COM) FOR LATEST PART INFORMATION**

OPTIONAL  
PICK AND PLACE CAP  
SEE NOTES 4 & 9.

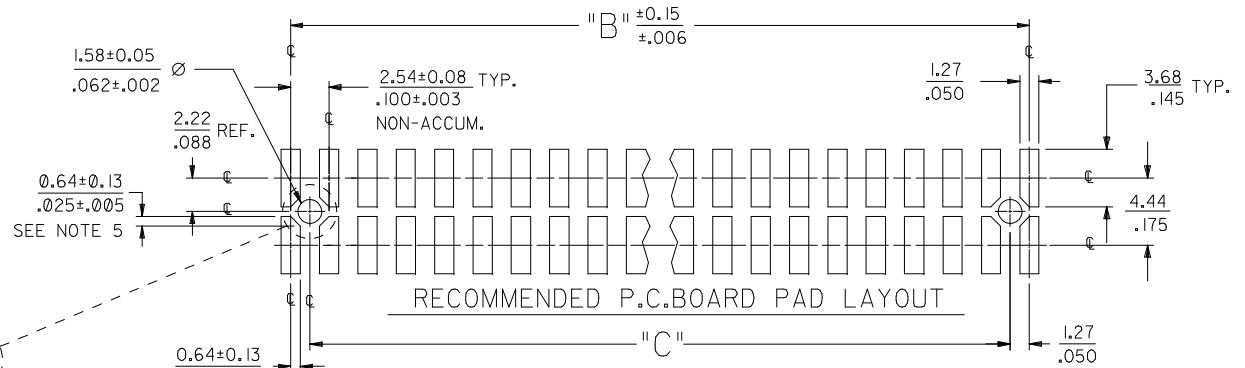


DIM. "M"	DIM. "G"
6.10 .240	10.67 .420
8.13 .320	12.70 .500

PEG OPTIONS



P.C. BOARD PAD LAYOUT  
AT ENDS FOR NO PEG VERSION.



RECOMMENDED P.C. BOARD PAD LAYOUT

- ⊕0.50/.020|U|X FOR PARTS WITH PEGS
- ⊕0.50/.020|U|Y FOR PARTS WITHOUT PEGS

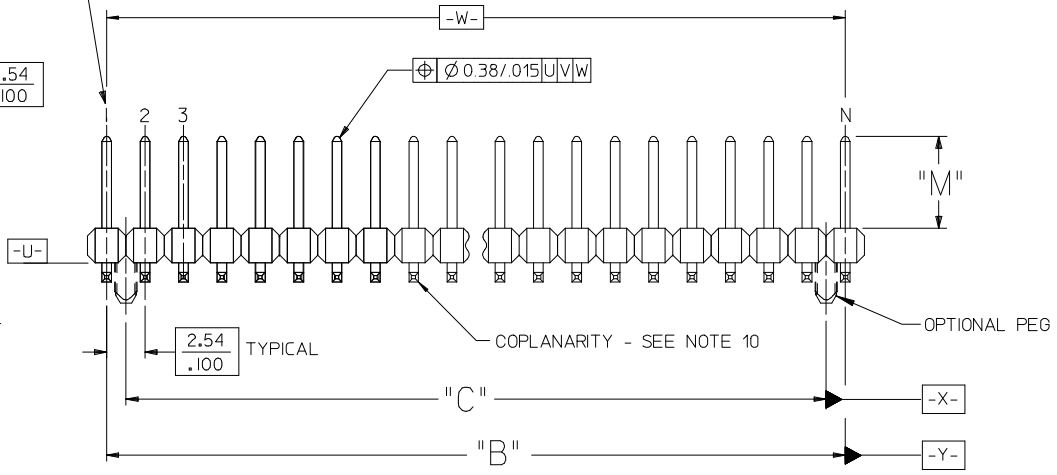
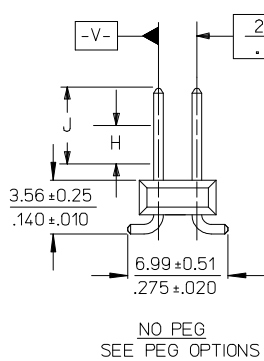
ROW "A"  
ROW "B"



- NOTES:
- MATERIALS: INSULATOR: GLASS FILLED LIQUID CRYSTAL POLYMER (LCP), UL94 V-0, COLOR: BLACK  
TERMINAL: COPPER ALLOY
  - FINISH:
    - 59 TIN - 0.00150/.000059 MINIMUM BRIGHT TIN OVER NICKEL OVERALL.
    - 150 TIN - 0.00381/.000150 MINIMUM BRIGHT TIN OVER NICKEL OVERALL.
    - 15 GOLD - 0.00038/.000015 MINIMUM GOLD IN SELECT AREA OVER 0.00191/.000075 MINIMUM TIN IN SELECT AREA OVER NICKEL OVERALL.
    - 30 GOLD - 0.00076/.000030 MINIMUM GOLD IN SELECT AREA OVER 0.00191/.000075 MINIMUM TIN IN SELECT AREA OVER NICKEL OVERALL.
    - 50 GOLD - 0.00127/.000050 MINIMUM GOLD IN SELECT AREA OVER 0.00254/.000100 MINIMUM TIN IN SELECT AREA OVER NICKEL OVERALL.

- THE PRIMARY SHIPPING CARTON WILL BE LABELED "COMPLIANT TO RoHS DIRECTIVE 2002/95/EC AND ELV ANNEX II OF DIRECTIVE 2000/53/EC". CARTONS WITHOUT THIS LABEL MAY CONTAIN PRODUCT WITH LEAD.
- PART TO CONFORM TO PS-71308.
- PACKAGING (SEE CHARTS):
  - BULK: PER PK-70873-0353
  - TUBES: PER PK-70873-0041
  - 71308-82\*\* IN TUBES: PER PK-70873-042.
  - TUBES W/ VAC CAPS: PER PK-70873-0691
  - TAPE AND REEL W/ VAC CAPS: PER PK-70873-0805.

- TYP. DIMENSIONS FOR LANDS SURROUNDING HOLES FOR RETENTION PEGS.
- PIN SOLERABILITY PER MOLEX SPEC. ES-152.
- SEE SHEETS 2-5 FOR CHARTED DIMS., PART/EDP NO'S, AND VOIDED CIRCUITS.
- PIN PUSHOUT FORCE: 3 LBS. MINIMUM.
- PICK-N-PLACE CAPS WILL BE PLACED SO THAT VACUUM PICK UP AREA WILL BE IN CENTER OF PART.
- COPLANARITY FOR CIRCUIT SIZES UP TO 40 IS 0.15 MM/.006 INCH. FOR CIRCUIT SIZES 42 AND LARGER, CONTACT MOLEX SALES DEPARTMENT.
- THIS PART CONFORMS TO CLASS B REQUIREMENTS OF COSMETIC SPECIFICATION PS-45499-002.



REV	DESCRIPTION
K3	12CKT TAPE & REEL EC NO: UCP2009-2465 DRWN:KIPPER 2009/08/04 CHKD:SSOUSEK 2009/08/07 APPR:FSMITH 2009/08/10

QUALITY SYMBOLS
◀=0
▽=0

GENERAL TOLERANCES (UNLESS SPECIFIED)	
mm	INCH
4 PLACES ± ---	± ---
3 PLACES ± ---	± .005
2 PLACES ± 0.13	± .010
1 PLACE ± 0.25	± ---
ANGULAR ±1/2°	

DIMENSION STYLE		SCALE	DESIGN UNITS	THIRD ANGLE PROJECTION
MM/IN			INCH	
DRAWN BY	DATE	TITLE	SALES ASSY INSULATOR DUAL ROW SMT W/BREAK-OFF .025SQ PIN GULLWING .100 MOLEX MOLEX INCORPORATED	
KMS	1999/10/15	CHECKED BY		
KMS	1999/10/15	APPROVED BY		
KMS	1999/10/15	DATE		
MATERIAL NO.		DOCUMENT NO.	SHEET NO.	
SEE TABLES		SD-71308-001	1 OF 6	
DRAFT WHERE APPLICABLE MUST REMAIN WITHIN DIMENSIONS THIS DRAWING CONTAINS INFORMATION THAT IS PROPRIETARY TO MOLEX INCORPORATED AND SHOULD NOT BE USED WITHOUT WRITTEN PERMISSION				



IN TAPE AND REEL WITH SHALLOW POCKET TAPE										BULK / IN TUBES		
PACKAGING SEE NOTE 4, SHT 1		4-8 CKT	TAPE-N-REEL W/ VAC CAPS	TAPE-N-REEL W/ VAC CAPS						BULK	BULK	
		10-100 CKT	TAPE-N-REEL W/ VAC CAPS	TAPE-N-REEL W/ VAC CAPS						TUBES	TUBES	
DIM. M ±0.25 MM			6.10 (.240)	6.10 (.240)						8.13 (.320)	13.59 (.535)	
PLATING			30 GOLD	15 GOLD						150 TIN	150 TIN	
DIM. H			2.54 (.100)	2.54 (.100)						4.57 (.180)	4.57 (.180)	
DIM. J			5.08 (.200)	5.08 (.200)						7.11 (.280)	7.11 (.280)	
CKTS	DIM. A		DIM. B		EDP NUMBER	EDP NUMBER				EDP NUMBER	EDP NUMBER	CKTS
	MM	IN	MM	IN								
04	5.08	.200	2.54	.100								04
06	7.62	.300	5.08	.200		015-91-6068						06
08	10.16	.400	7.62	.300		015-91-6088						08
10	12.70	.500	10.16	.400		015-91-6108				713088010	71308-8210	10
12	15.24	.600	12.70	.500								12
14	17.78	.700	15.24	.600	015-91-6148							14
16	20.32	.800	17.78	.700						713088016		16
18	22.86	.900	20.32	.800								18
20	25.40	1.000	22.86	.900								20
22	27.94	1.100	25.40	1.000								22
24	30.48	1.200	27.94	1.100								24
26	33.02	1.300	30.48	1.200								26
28	35.56	1.400	33.02	1.300								28
30	38.10	1.500	35.56	1.400								30
32	40.64	1.600	38.10	1.500								32
34	43.18	1.700	40.64	1.600								34
36	45.72	1.800	43.18	1.700								36
38	48.26	1.900	45.72	1.800								38
40	50.80	2.000	48.26	1.900								40
42	53.34	2.100	50.80	2.000								42
44	55.88	2.200	53.34	2.100								44
46	58.42	2.300	55.88	2.200								46
48	60.96	2.400	58.42	2.300								48
50	63.50	2.500	60.96	2.400								50
52	66.04	2.600	63.50	2.500								52
54	68.58	2.700	66.04	2.600								54
56	71.12	2.800	68.58	2.700								56
58	73.66	2.900	71.12	2.800								58
60	76.20	3.000	73.66	2.900								60
62	78.74	3.100	76.20	3.000								62
64	81.28	3.200	78.74	3.100								64
66	83.82	3.300	81.28	3.200								66
68	86.36	3.400	83.82	3.300								68
70	88.90	3.500	86.36	3.400								70
72	91.44	3.600	88.90	3.500								72
74	93.98	3.700	91.44	3.600								74
76	96.52	3.800	93.98	3.700								76
78	99.06	3.900	96.52	3.800								78
80	101.60	4.000	99.06	3.900								80
82	104.14	4.100	101.60	4.000								82
84	106.68	4.200	104.14	4.100								84
86	109.22	4.300	106.68	4.200								86
88	111.76	4.400	109.22	4.300								88
90	114.30	4.500	111.76	4.400								90
92	116.84	4.600	114.30	4.500								92
94	119.38	4.700	116.84	4.600								94
96	121.92	4.800	119.38	4.700								96
98	124.46	4.900	121.92	4.800								98
100	127.00	5.000	124.46	4.900								100

**NO PEG VERSION**  
(ALSO SEE SHEET 2)

SEE SHEET 1 EC NO: UCP2009-2465 DRW:KIPPER 2009/08/04 CHK:SSOUSEK 2009/08/07 APPR:FSMITH 2009/08/10	QUALITY SYMBOLS ▽=0 ▽=0	GENERAL TOLERANCES (UNLESS SPECIFIED)		DIMENSION STYLE		SCALE	DESIGN UNITS	THIRD ANGLE PROJECTION			
				MM/IN			INCH				
				mm	INCH	DRAWN BY	DATE	TITLE			
				4 PLACES ± ---	± ---	KMS	1999/10/15	SALES ASSY INSULATOR DUAL ROW SMT W/BREAK-OFF .025SQ PIN GULLWING .100			
		3 PLACES ± ---	± .005	CHECKED BY	DATE	MOLEX MOLEX INCORPORATED					
		2 PLACES ± 0.13	± .010	APPROVED BY	DATE	MATERIAL NO. SD-71308-001					
		1 PLACE ± 0.25	± ---	KMS	1999/10/15	DOCUMENT NO. 3 OF 6					
		ANGULAR ±1/2°		SEE TABLE		THIS DRAWING CONTAINS INFORMATION THAT IS PROPRIETARY TO MOLEX INCORPORATED AND SHOULD NOT BE USED WITHOUT WRITTEN PERMISSION					
		DRAFT WHERE APPLICABLE MUST REMAIN WITHIN DIMENSIONS									



13	12	11	10	9	8	6	5	4	3	2	1
		PACKAGING SEE NOTE 4 SHT 1	4-8 CKT	BULK	TAPE-N-REEL W/ VAC CAPS	BULK	TAPE-N-REEL W/ VAC CAPS				
			10-100 CKT	TUBES	TAPE-N-REEL W/ VAC CAPS	TUBES	TAPE-N-REEL W/ VAC CAPS				
			DIM. M±0.25 MM		6.10 (.240)		6.10 (.240)				
			PLATING		30 GOLD		150 TIN				
			DIM. H		2.54 (.100)		2.54 (.100)				
		DIM. J		5.08 (.200)		5.08 (.200)					

CKTS	DIM. A		DIM. B		DIM. C		EDP NUMBER		EDP NUMBER		EDP NUMBER		EDP NUMBER		EDP NUMBER		CKTS
	MM	IN	MM	IN	MM	IN											
04	5.08	.200	2.54	.100	----	----	015-91-1048	015-91-6047								04	
06	7.62	.300	5.08	.200	2.54	.100	015-91-1068	015-91-6067	71308-6106	71308-6206						06	
08	10.16	.400	7.62	.300	5.08	.200	015-91-1088	015-91-6087	71308-6108	71308-6208						08	
10	12.70	.500	10.16	.400	7.62	.300	015-91-1108	015-91-6107	71308-6110	71308-6210						10	
12	15.24	.600	12.70	.500	10.16	.400	015-91-1128									12	
14	17.78	.700	15.24	.600	12.70	.500	015-91-1148	015-91-6147								14	
16	20.32	.800	17.78	.700	15.24	.600	015-91-1168	015-91-6167								16	
18	22.86	.900	20.32	.800	17.78	.700	015-91-1188									18	
20	25.40	1.000	22.86	.900	20.32	.800	015-91-1208	015-91-6207								20	
22	27.94	1.100	25.40	1.000	22.86	.900	015-91-1228									22	
24	30.48	1.200	27.94	1.100	25.40	1.000	015-91-1248									24	
26	33.02	1.300	30.48	1.200	27.94	1.100	015-91-1268		71308-6126							26	
28	35.56	1.400	33.02	1.300	30.48	1.200	015-91-1288									28	
30	38.10	1.500	35.56	1.400	33.02	1.300	015-91-1308									30	
32	40.64	1.600	38.10	1.500	35.56	1.400	015-91-1328									32	
34	43.18	1.700	40.64	1.600	38.10	1.500	015-91-1348									34	
36	45.72	1.800	43.18	1.700	40.64	1.600	015-91-1368									36	
38	48.26	1.900	45.72	1.800	43.18	1.700	015-91-1388									38	
40	50.80	2.000	48.26	1.900	45.72	1.800	015-91-1408	015-91-6407								40	
42	53.34	2.100	50.80	2.000	48.26	1.900	015-91-1428									42	
44	55.88	2.200	53.34	2.100	50.80	2.000	015-91-1448									44	
46	58.42	2.300	55.88	2.200	53.34	2.100	015-91-1468									46	
48	60.96	2.400	58.42	2.300	55.88	2.200	015-91-1488									48	
50	63.50	2.500	60.96	2.400	58.42	2.300	015-91-1508	015-91-6507								50	
52	66.04	2.600	63.50	2.500	60.96	2.400	015-91-1528									52	
54	68.58	2.700	66.04	2.600	63.50	2.500	015-91-1548									54	
56	71.12	2.800	68.58	2.700	66.04	2.600	015-91-1568									56	
58	73.66	2.900	71.12	2.800	68.58	2.700	015-91-1588									58	
60	76.20	3.000	73.66	2.900	71.12	2.800	015-91-1608									60	
62	78.74	3.100	76.20	3.000	73.66	2.900	015-91-1628									62	
64	81.28	3.200	78.74	3.100	76.20	3.000	015-91-1648									64	
66	83.82	3.300	81.28	3.200	78.74	3.100	015-91-1668									66	
68	86.36	3.400	83.82	3.300	81.28	3.200	015-91-1688									68	
70	88.90	3.500	86.36	3.400	83.82	3.300	015-91-1708									70	
72	91.44	3.600	88.90	3.500	86.36	3.400	015-91-1728									72	
74	93.98	3.700	91.44	3.600	88.90	3.500	015-91-1748									74	
76	96.52	3.800	93.98	3.700	91.44	3.600	015-91-1768									76	
78	99.06	3.900	96.52	3.800	93.98	3.700	015-91-1788									78	
80	101.60	4.000	99.06	3.900	96.52	3.800	015-91-1808									80	
82	104.14	4.100	101.60	4.000	99.06	3.900	71308-6082									82	
84	106.68	4.200	104.14	4.100	101.60	4.000	71308-6084									84	
86	109.22	4.300	106.68	4.200	104.14	4.100	71308-6086									86	
88	111.76	4.400	109.22	4.300	106.68	4.200	71308-6088									88	
90	114.30	4.500	111.76	4.400	109.22	4.300	71308-6090									90	
92	116.84	4.600	114.30	4.500	111.76	4.400	71308-6092									92	
94	119.38	4.700	116.84	4.600	114.30	4.500	71308-6094									94	
96	121.92	4.800	119.38	4.700	116.84	4.600	71308-6096									96	
98	124.46	4.900	121.92	4.800	119.38	4.700	71308-6098									98	
100	127.00	5.000	124.46	4.900	121.92	4.800	71308-6100									100	

SHORT PEG VERSION (.055")

SEE SHEET 1 EC NO: UCP2009-2465 DRWN:MKIPPER 2009/08/04 CHKD:SSOUSEK 2009/08/07 APPR:FSMITH 2009/08/10	QUALITY SYMBOLS ▽=0 ▽=0	GENERAL TOLERANCES (UNLESS SPECIFIED)		DIMENSION STYLE MM/IN		SCALE	DESIGN UNITS INCH	THIRD ANGLE PROJECTION	
								SALES ASSY INSULATOR DUAL ROW SMT W/BREAK-OFF .025SQ PIN GULLWING .100	
								MOLEX INCORPORATED	
		DRAFT WHERE APPLICABLE MUST REMAIN WITHIN DIMENSIONS		SEE TABLE		DOCUMENT NO. SD-71308-001		SHEET NO. 5 OF 6	
THIS DRAWING CONTAINS INFORMATION THAT IS PROPRIETARY TO MOLEX INCORPORATED AND SHOULD NOT BE USED WITHOUT WRITTEN PERMISSION									

		PEG OPTION																			
		NO PEG VERSION						NO PEG VERSION				LONG PEG VERSION (.130")				SHORT PEG VERSION (.055")					
PACKAGING SEE NOTE 4, SHT 1		4-6 CKT				BULK	TAPE-N-REEL W/VAC CAPS	N/A	4-8 CKT		TAPE-N-REEL W/VAC CAPS	BULK	BULK	BULK	TAPE-N-REEL W/VAC CAPS	BULK	BULK	TAPE-N-REEL W/ VAC CAPS			
		8-100 CKT				TUBES	TAPE-N-REEL W/VAC CAPS	TUBES W/ VAC CAPS	10-100 CKT		TAPE-N-REEL W/VAC CAPS	TUBES	TUBES	TUBES	TAPE-N-REEL W/VAC CAPS	TUBES	BULK	TAPE-N-REEL W/ VAC CAPS			
DIM. M=0.25 MM								6.10 (.240)				8.13(.320)		13.59(.535)		6.10(.240)		8.13(.320)		6.10 (.240)	
PLATING								59 TIN				59 TIN		59 TIN		59 TIN		59 TIN		59 TIN	
DIM. H								2.54(.100)				4.57(.180)		4.57(.180)		2.54(.100)		4.57(.180)		2.54(.100)	
DIM. J								5.08(.200)				7.11(.280)		7.11(.280)		5.08(.200)		7.11(.280)		5.08(.200)	
CKTS	DIM. A		DIM. B		DIM. C		EDP NUMBER	EDP NUMBER	EDP NUMBER	EDP NUMBER	EDP NUMBER	EDP NUMBER	EDP NUMBER	EDP NUMBER	EDP NUMBER	EDP NUMBER	EDP NUMBER	EDP NUMBER	EDP NUMBER	CKTS	
	MM	IN	MM	IN	MM	IN															
04	5.08	.200	2.54	.100	---	---	71308-5404	71308-5504	N/A						71308-6404	71308-6504	71308-6604			04	
06	7.62	.300	5.08	.200	2.54	.100	71308-5406	71308-5506	N/A						71308-6406	71308-6506	71308-6606	71308-6706	71308-6806	06	
08	10.16	.400	7.62	.300	5.08	.200	71308-5408	71308-5508	71308-5608						71308-6408	71308-6508	71308-6608	71308-6708	71308-6808	08	
10	12.70	.500	10.16	.400	7.62	.300	71308-5410	71308-5510	71308-5610			71308-5810	71308-5910		71308-6410	71308-6510	71308-6610	71308-6710	71308-6810	10	
12	15.24	.600	12.70	.500	10.16	.400	71308-5412	71308-5512	71308-5612						71308-6412		71308-6612			12	
14	17.78	.700	15.24	.600	12.70	.500	71308-5414	71308-5514	71308-5614						71308-6414	71308-6514	71308-6614			14	
16	20.32	.800	17.78	.700	15.24	.600	71308-5416	71308-5516	71308-5616			71308-5816			71308-6416	71308-6516	71308-6616			16	
18	22.86	.900	20.32	.800	17.78	.700	71308-5418		71308-5618						71308-6418		71308-6618			18	
20	25.40	1.000	22.86	.900	20.32	.800	71308-5420	71308-5520							71308-6420		71308-6620			20	
22	27.94	1.100	25.40	1.000	22.86	.900	71308-5422		71308-5622						71308-6422		71308-6622			22	
24	30.48	1.200	27.94	1.100	25.40	1.000	71308-5424		71308-5624			71308-5724	71308-5824		71308-6424		71308-6624			24	
26	33.02	1.300	30.48	1.200	27.94	1.100	71308-5426		71308-5626						71308-6426		71308-6626	71308-6726		26	
28	35.56	1.400	33.02	1.300	30.48	1.200	71308-5428		71308-5628						71308-6428		71308-6628			28	
30	38.10	1.500	35.56	1.400	33.02	1.300	71308-5430		71308-5630						71308-6430		71308-6630			30	
32	40.64	1.600	38.10	1.500	35.56	1.400	71308-5432		71308-5632						71308-6432		71308-6632			32	
34	43.18	1.700	40.64	1.600	38.10	1.500	71308-5434		71308-5634						71308-6434		71308-6634			34	
36	45.72	1.800	43.18	1.700	40.64	1.600	71308-5436		71308-5636						71308-6436		71308-6636			36	
38	48.26	1.900	45.72	1.800	43.18	1.700	71308-5438		71308-5638						71308-6438		71308-6638			38	
40	50.80	2.000	48.26	1.900	45.72	1.800	71308-5440	71308-5540	71308-5640						71308-6440		71308-6640			40	
42	53.34	2.100	50.80	2.000	48.26	1.900	71308-5442		71308-5642						71308-6442		71308-6642			42	
44	55.88	2.200	53.34	2.100	50.80	2.000	71308-5444		71308-5644						71308-6444		71308-6644			44	
46	58.42	2.300	55.88	2.200	53.34	2.100	71308-5446		71308-5646						71308-6446		71308-6646			46	
48	60.96	2.400	58.42	2.300	55.88	2.200	71308-5448		71308-5648						71308-6448		71308-6648			48	
50	63.50	2.500	60.96	2.400	58.42	2.300	71308-5450	71308-5550	71308-5650						71308-6450	71308-6550	71308-6650			50	
52	66.04	2.600	63.50	2.500	60.96	2.400	71308-5452		71308-5652						71308-6452		71308-6652			52	
54	68.58	2.700	66.04	2.600	63.50	2.500	71308-5454		71308-5654						71308-6454		71308-6654			54	
56	71.12	2.800	68.58	2.700	66.04	2.600	71308-5456		71308-5656						71308-6456		71308-6656			56	
58	73.66	2.900	71.12	2.800	68.58	2.700	71308-5458		71308-5658						71308-6458		71308-6658			58	
60	76.20	3.000	73.66	2.900	71.12	2.800	71308-5460		71308-5660						71308-6460		71308-6660			60	
62	78.74	3.100	76.20	3.000	73.66	2.900	71308-5462		71308-5662						71308-6462		71308-6662			62	
64	81.28	3.200	78.74	3.100	76.20	3.000	71308-5464		71308-5664						71308-6464		71308-6664			64	
66	83.82	3.300	81.28	3.200	78.74	3.100	71308-5466		71308-5666						71308-6466		71308-6666			66	
68	86.36	3.400	83.82	3.300	81.28	3.200	71308-5468		71308-5668						71308-6468		71308-6668			68	
70	88.90	3.500	86.36	3.400	83.82	3.300	71308-5470		71308-5670						71308-6470		71308-6670			70	
72	91.44	3.600	88.90	3.500	86.36	3.400	71308-5472		71308-5672						71308-6472		71308-6672			72	
74	93.98	3.700	91.44	3.600	88.90	3.500	71308-5474		71308-5674						71308-6474		71308-6674			74	
76	96.52	3.800	93.98	3.700	91.44	3.600	71308-5476		71308-5676						71308-6476		71308-6676			76	
78	99.06	3.900	96.52	3.800	93.98	3.700	71308-5478		71308-5678						71308-6478		71308-6678			78	
80	101.60	4.000	99.06	3.900	96.52	3.800	71308-5480		71308-5680						71308-6480		71308-6680			80	
82	104.14	4.100	101.60	4.000	99.06	3.900	71308-5482		71308-5682						71308-6482		71308-6682			82	
84	106.68	4.200	104.14	4.100	101.60	4.000	71308-5484		71308-5684						71308-6484		71308-6684			84	
86	109.22	4.300	106.68	4.200	104.14	4.100	71308-5486		71308-5686						71308-6486		71308-6686			86	
88	111.76	4.400	109.22	4.300	106.68	4.200	71308-5488		71308-5688						71308-6488		71308-6688			88	
90	114.30	4.500	111.76	4.400	109.22	4.300	71308-5490		71308-5690						71308-6490		71308-6690			90	
92	116.84	4.600	114.30	4.500	111.76	4.400	71308-5492		71308-5692						71308-6492		71308-6692			92	
94	119.38	4.700	116.84	4.600	114.30	4.500	71308-5494		71308-5694						71308-6494		71308-6694			94	
96	121.92	4.800	119.38	4.700	116.84	4.600	71308-5496		71308-5696						71308-6496		71308-6696			96	
98	124.46	4.900	121.92	4.800	119.38	4.700	71308-5498		71308-5698						71308-6498		71308-6698			98	
100	127.00	5.000	124.46	4.900	121.92	4.800	71308-5500		71308-5700						71308-6500		71308-6700			100	

SEE SHEET 1 EC NO: UCP2009-2465 DRWN:KIPPER 2009/08/04 CHKD:SSOUSEK 2009/08/07 APPR:FSMLTH 2009/08/10	QUALITY SYMBOLS ▽=0 ▽=0	GENERAL TOLERANCES (UNLESS SPECIFIED) mm INCH 4 PLACES ± --- ± --- 3 PLACES ± --- ± .005 2 PLACES ± 0.13 ± .010 1 PLACE ± 0.25 ± --- ANGULAR ± 1/2°	DIMENSION STYLE MM/IN DRAWN BY DATE KMS 1999/10/15 CHECKED BY DATE KMS 1999/10/15 APPROVED BY DATE KMS 1999/10/15	SCALE 1:1 DESIGN UNITS INCH THIRD ANGLE PROJECTION	TITLE SALES ASSY INSULATOR DUAL ROW SMT W/BREAK-OFF .025SQ PIN GULLWING .100 MOLEX INCORPORATED	MATERIAL NO. SEE TABLE DOCUMENT NO. SD-71308-001 SHEET NO. 6 OF 6
		DRAFT WHERE APPLICABLE MUST REMAIN WITHIN DIMENSIONS	THIS DRAWING CONTAINS INFORMATION THAT IS PROPRIETARY TO MOLEX INCORPORATED AND SHOULD NOT BE USED WITHOUT WRITTEN PERMISSION			