

PLEASE CHECK WWW.MOLEX.COM FOR LATEST PART INFORMATION

Part Number: [0022438110](#)
Status: **Active**
Description: 2.50mm (.098") Pitch SPOX™ Header, Shrouded, In-line Footprint, 11 Circuits, White

Documents:

[3D Model](#) [Product Specification PS-42219-0001 \(PDF\)](#)
[Drawing \(PDF\)](#) [RoHS Certificate of Compliance \(PDF\)](#)

Agency Certification

CSA LR19980
 UL E29179

General

Product Family PCB Headers
 Series [42267](#)
 Application Wire-to-Board
 Product Name SPOX™

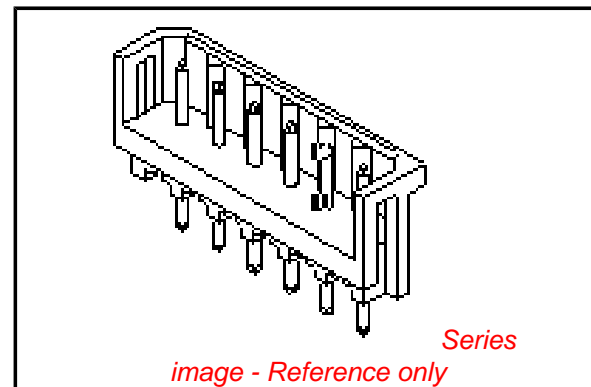
Physical

Breakaway No
 Circuits (Loaded) 11
 Circuits (maximum) 11
 Color - Resin Natural
 Durability (mating cycles max) 25
 Flammability 94V-0
 Glow-Wire Compliant No
 Lock to Mating Part None
 Material - Plating Mating Tin
 Material - Plating Termination Tin
 Material - Resin Polyester
 Number of Rows 1
 Orientation Vertical
 PC Tail Length (in) 0.130 In
 PC Tail Length (mm) 3.30 mm
 PCB Locator No
 PCB Retention Yes
 PCB Thickness Recommended (in) 0.062 In
 PCB Thickness Recommended (mm) 1.60 mm
 Packaging Type Bag
 Pitch - Mating Interface (in) 0.098 In
 Pitch - Mating Interface (mm) 2.50 mm
 Plating min: Mating (µin) 101.6
 Plating min: Mating (µm) 2.54
 Plating min: Termination (µin) 101.6
 Plating min: Termination (µm) 2.54
 Polarized to Mating Part Yes
 Polarized to PCB No
 Shrouded Partial
 Stackable No
 Temperature Range - Operating 0°C to +75°C
 Termination Interface: Style Through Hole

Electrical

Current - Maximum per Contact 3A
 Voltage - Maximum 250V

Solder Process Data



EU RoHS

**ELV and RoHS
 Compliant**
**REACH SVHC
 Contains SVHC: No**
**Halogen-Free
 Status**

China RoHS



Not Reviewed

**Need more information on product
 environmental compliance?**

Email productcompliance@molex.com
 For a multiple part number RoHS Certificate of
 Compliance, [click here](#)

Please visit the [Contact Us](#) section for any
 non-product compliance questions.

Search Parts in this Series

[42267Series](#)

Mates With

[42219](#)

Duration at Max. Process Temperature (seconds)	5
Lead-free Process Capability	Wave Capable (TH only)
Max. Cycles at Max. Process Temperature	1
Process Temperature max. C	235

Material Info

Old Part Number	A-42267-11A
-----------------	-------------

Reference - Drawing Numbers

Application Specification	AS-42249-001
Product Specification	PS-42219-0001
Sales Drawing	SDA-42267-*

This document was generated on 06/08/2010

PLEASE CHECK WWW.MOLEX.COM FOR LATEST PART INFORMATION

6

5

4

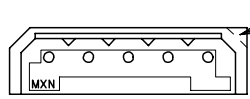
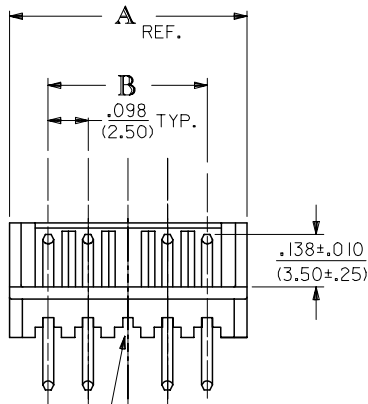
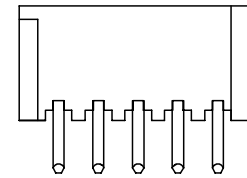
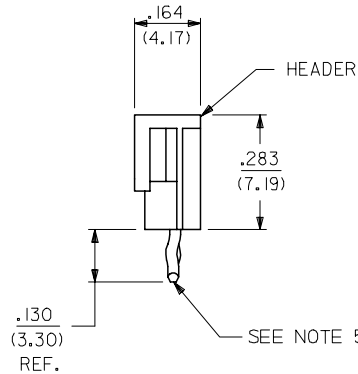
3

2

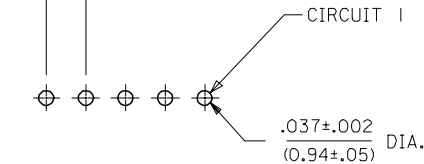
1

NOTES:

- MATERIAL : HEADER: POLYESTER, GLASS FILLED,
PIN : BRASS
- FINISH:
100 MICROINCHES (2.54 MICROMETERS) MIN. TIN OVER
50 MICROINCHES (1.27 MICROMETERS) MIN. NICKEL UNDERPLATE.
- PARTS CONFORM TO PRODUCT SPECIFICATION PS-42219-0001.
- PACKAGING: SEE LEGEND.
- KINK DIRECTION:
2 THROUGH 7 CKTS: ADJACENT PINS KINKED IN
OPPOSING DIRECTIONS.
8 THROUGH 15 CKTS: TWO END PINS ON EACH END
KINKED IN THE SAME DIRECTION.
CENTER PINS WITHOUT KINKS.
- PARTS CONFORM TO CLASS 'B' REQUIREMENTS OF COSMETIC
SPEC PS-45499-002.

CIRCUIT NO. 1
IDENTIFIERVOIDED CKT
SEE CHART FOR LOCATION

NO. OF CKTS.	KINK LOCATION	DIM. A	DIM. B
2	1,2	.292 / (7.42)	.098 / (2.50)
3	1,2,3	.391 / (9.92)	.197 / (5.00)
4	1,2,3,4	.489 / (12.42)	.295 / (7.50)
5	1,2,3,4,5	.587 / (14.92)	.394 / (10.00)
6	1,2,3,4,5,6	.685 / (17.40)	.492 / (12.50)
7	1,2,3,4,5,6,7	.783 / (19.90)	.591 / (15.00)
8	1,2,7,8	.882 / (22.40)	.689 / (17.50)
9	1,2,8,9	.980 / (24.90)	.787 / (20.00)
10	1,2,9,10	1.079 / (27.40)	.886 / (22.50)
11	1,2,10,11	1.177 / (29.90)	.984 / (25.00)
12	1,2,11,12	1.276 / (32.40)	1.083 / (27.50)
13	1,2,12,13	1.374 / (34.90)	1.181 / (30.00)
14	1,2,13,14	1.472 / (37.40)	1.280 / (32.50)
15	1,2,14,15	1.571 / (39.90)	1.378 / (35.00)

.098±.002
(2.50±.05) TYP.PCB HOLE LAYOUT: COMPONENT SIDE
RECOMMENDED PCB THICKNESS: .062 / (1.57)

ADD NOTE 6	EC NO: UCP2007-2798	2007/05/02
	DRWN:MKIPPER	2007/05/04
	CHKD:AELHAG	2007/05/04
	APPR:FSMITH	2007/05/23
	REV	DESCRIPTION
Q2		

QUALITY SYMBOLS	GENERAL TOLERANCES (UNLESS SPECIFIED)	DIMENSION STYLE IN/MM	SCALE ---	DESIGN UNITS METRIC	THIRD ANGLE PROJECTION
▽=0	4 PLACES ± --- ± ---	DRAWN BY DATE	TITLE	2.5 MM HEADER ASSEMBLY	
▽=0	3 PLACES ± --- ± .010	GUZIK 01/17/89			
	2 PLACES ± 0.25 ± .014	CHECKED BY DATE	EDGLE	01/17/89	
	1 PLACE ± 0.36 ± ---	APPROVED BY DATE	LENZ	01/17/89	
	ANGULAR ± 1/2°	MATERIAL NO.	SEE CHART		
	DRAFT WHERE APPLICABLE MUST REMAIN WITHIN DIMENSIONS	DOCUMENT NO.	SDA-42267-*		SHEET NO. 1 OF 4
		SIZE A	THIS DRAWING CONTAINS INFORMATION THAT IS PROPRIETARY TO MOLEX INCORPORATED AND SHOULD NOT BE USED WITHOUT WRITTEN PERMISSION		

NO OF CKTS	VOID LOCATION
HOUSING NO.	PACKAGING METHOD
	BLANK=STD BULK PACK
	A=PER PK-40873-0069

A-42267-N*-*-*

NO OF CKTS
HOUSING NO.

VOID LOCATION
PACKAGING METHOD
BLANK=STD BULK PACK
A=PER PK-40873-0069

A-42267-NA-*				A-42267-NB-*				A-42267-NC-*			
OPTIONS	HOUSING	42249-N		OPTIONS	HOUSING	42249-NA		OPTIONS	HOUSING	42249-NB	
	COLOR	NATURAL			COLOR	BLUE			COLOR	BROWN	
	PIN NO	45613-0006			PIN NO	45613-0006			PIN NO	45613-0006	
	PLATING	154			PLATING	154			PLATING	154	
Ckt	Material No	Engineering No	Void Ckts	Ckt	Material No	Engineering No	Void Ckts	Ckt	Material No	Engineering No	Void Ckts
2	22-43-8020	A-42267-2A		2	22-43-8023	A-42267-2B		2	50-34-8534	A-42267-2C	
3	22-43-8030	A-42267-3A		3	22-43-8033	A-42267-3B		3		A-42267-3C	
4	22-43-8040	A-42267-4A		4		A-42267-4B		4		A-42267-4C	
5	22-43-8050	A-42267-5A		5		A-42267-5B		5		A-42267-5C	
6	22-43-8060	A-42267-6A		6	22-43-8063	A-42267-6B		6		A-42267-6C	
7	22-43-8070	A-42267-7A		7		A-42267-7B		7		A-42267-7C	
8	22-43-8080	A-42267-8A		8		A-42267-8B		8		A-42267-8C	
9	22-43-8090	A-42267-9A		9		A-42267-9B		9		A-42267-9C	
10	22-43-8100	A-42267-10A		10	22-43-8103	A-42267-10B		10		A-42267-10C	
11	22-43-8110	A-42267-11A		11		A-42267-11B		11		A-42267-11C	
12	22-43-8120	A-42267-12A		12		A-42267-12B		12		A-42267-12C	
13	22-43-8130	A-42267-13A		13		A-42267-13B		13		A-42267-13C	
14	22-43-8140	A-42267-14A		14		A-42267-14B		14		A-42267-14C	
15	22-43-8150	A-42267-15A		15		A-42267-15B		15		A-42267-15C	
		A-42267-10A-6	6								
		A-42267-15A-3	3								
		A-42267-7A-2	2								
	22-44-8030	A-42267-3A-2	2								

REV: Q1	ECR/ECN INFORMATION: EC NO: UCP2007-1449 DATE: 12/19/2006	TITLE: 2.5 MM HEADER ASSEMBLY	SHEET No. - 2 -
DOCUMENT NUMBER: SDA-42267-*		CREATED / REVISED BY: ELHAG	CHECKED BY: LSCHMIDT
		APPROVED BY: FSMITH	

