

**PLEASE CHECK WWW.MOLEX.COM FOR LATEST PART INFORMATION**

**Part Number:** [0022503235](#)  
**Status:** **Active**  
**Overview:** [kk](#)  
**Description:** 2.54mm (.100") KK® IDT Double Cantilever Contact, 23 Circuits, Tin (Sn), Feed-Through, Friction Ramp and Polarizing Rib, Green ID Strip

**Documents:**

[3D Model](#) [Product Specification PSX-7690S \(PDF\)](#)  
[Drawing \(PDF\)](#) [RoHS Certificate of Compliance \(PDF\)](#)

**Agency Certification**

CSA LR19980

**General**

Product Family IDT and Solder Connectors  
 Series [7720](#)  
 Comments Version H  
 Crimp Quality Equipment Yes  
 Overview [kk](#)  
 Product Name KK®

**Physical**

Circuits (Loaded) 23  
 Circuits (maximum) 23  
 Color - Resin Natural  
 Durability (mating cycles max) 5  
 Flammability 94V-2  
 Gender Female  
 Glow-Wire Compliant No  
 Lock to Mating Part None  
 Material - Metal Brass  
 Material - Plating Mating Tin  
 Material - Plating Termination Tin  
 Material - Resin Nylon  
 Number of Rows 1  
 Packaging Type Bag  
 Pitch - Mating Interface (in) 0.100 In  
 Pitch - Mating Interface (mm) 2.54 mm  
 Pitch - Term. Interface (in) 0.100 In  
 Pitch - Term. Interface (mm) 2.54 mm  
 Polarized to Mating Part Yes  
 Stackable No  
 Temperature Range - Operating 0°C to +75°C  
 Termination Interface: Style IDT or Pierce  
 Wire Size AWG 24 Stranded, 26 Solid, 26 Stranded Topcoat

**Electrical**

Current - Maximum per Contact 4A  
 Voltage - Maximum 250V

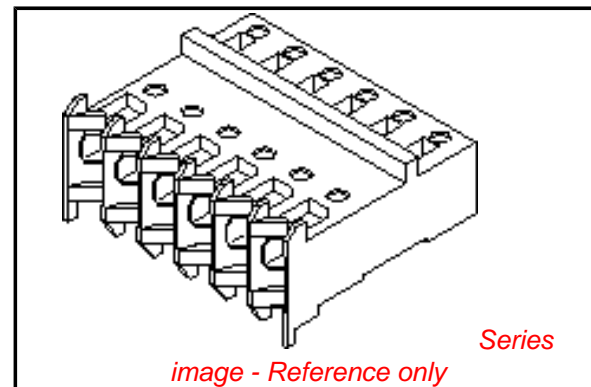
**Solder Process Data**

Lead-free Process Capability Wave Capable (TH only)

**Material Info**

Old Part Number 7720SC23H

**Reference - Drawing Numbers**



**EU RoHS**

**ELV and RoHS Compliant**  
**REACH SVHC**  
 Not Reviewed  
**Halogen-Free Status**  
**Not Reviewed**

**China RoHS**



**Need more information on product environmental compliance?**

Email [productcompliance@molex.com](mailto:productcompliance@molex.com)  
 For a multiple part number RoHS Certificate of Compliance, [click here](#)

Please visit the [Contact Us](#) section for any non-product compliance questions.

**Search Parts in this Series**

[7720Series](#)

**Application Tooling | [FAQ](#)**

*Tooling specifications and manuals are found by selecting the products below. Crimp Height Specifications are then contained in the Application Tooling Specification document.*

**Global**

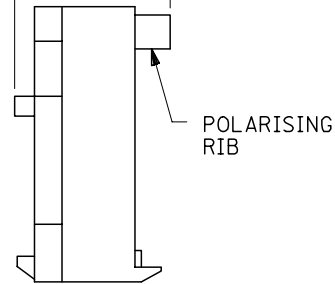
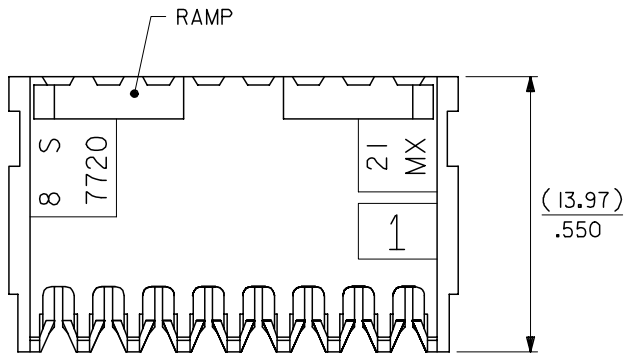
Description	Product #
Insertion Tool for	<a href="#">0638133504</a>
2.54mm (.100") Pitch	
KK® IDT Crimp	
Terminals	
IDT - Semi-automatic	<a href="#">0011200412</a>
- Bench-Top	
Terminator	

Packaging Specification  
Product Specification  
Sales Drawing

PK-7720-100  
PSX-7690S  
SDA-7720S-\*N\*

This document was generated on 05/18/2010

**PLEASE CHECK [WWW.MOLEX.COM](http://WWW.MOLEX.COM) FOR LATEST PART INFORMATION**



BASE No. A-7720S- \* N \* - \* VOID LOC' n.  
 TERMINAL DESIGNATION  
 No. OF CCTS.

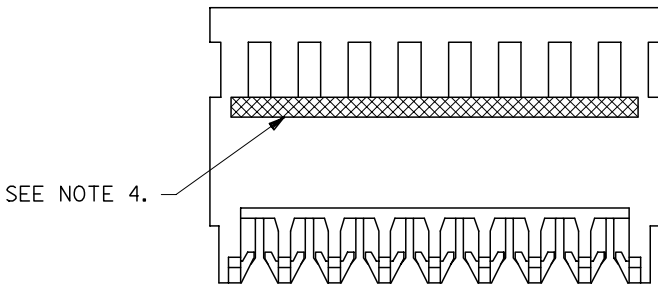
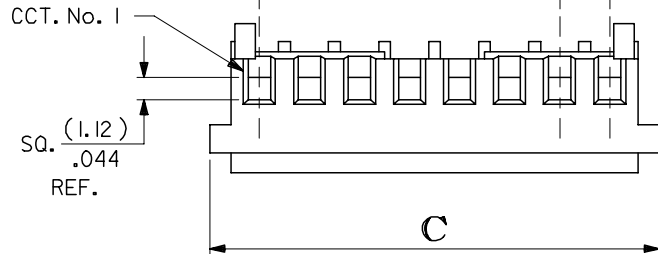
HOUSING CONFIGURATION

- WITHOUT BACKWALL { A. HSG, NO RAMP, NO POL. RIBS  
 B. WITH RAMP  
 C. WITH RAMP AND POL. RIB
- WITH BACKWALL { D. HSG, NO RAMP, NO POL. RIB  
 E. WITH RAMP  
 F. WITH RAMP AND POL. RIB

NOTES:

- MATERIAL: NYLON 6/6, 94V-2, NATURAL.
- THIS ASSY. IS FOR USE WITH (0.64)/.025 SQ. OR RD. PINS. INSERTION DEPTH (6.10-7.87)/.240-.310
- THIS ASSY. WILL ACCOMMODATE (1.42)/.056 MAX. INSULATION DIA.
- COLOURED STRIPE ON FULL LENGTH OF RIB DENOTES WIRE GAUGE (SEE CHART).
- VOIDS ARE AVAILABLE WITH PIN WINDOWS MOULDED CLOSED.
- ALL TERMINALS HAVE CAT-EARS CONFIGURATION EXCEPT WHEN GOLD PLATED.
- FOR STANDARD PARTS SEE SHEETS 2&3.
- FOR NON STANDARD PLATING OPTIONS SEE SHEET 4.

NO OF CCTS	DIMn. A	DIMn. C
2	( 2.54 ) / .100	( 7.59 ) / .299
3	( 5.08 ) / .200	( 10.13 ) / .399
4	( 7.62 ) / .300	( 12.67 ) / .499
5	( 10.16 ) / .400	( 15.21 ) / .599
6	( 12.70 ) / .500	( 17.75 ) / .699
7	( 15.24 ) / .600	( 20.29 ) / .799
8	( 17.78 ) / .700	( 22.83 ) / .899
9	( 20.32 ) / .800	( 25.37 ) / .999
10	( 22.86 ) / .900	( 27.91 ) / 1.099
11	( 25.40 ) / 1.000	( 30.45 ) / 1.199
12	( 27.94 ) / 1.100	( 32.99 ) / 1.299
13	( 30.48 ) / 1.200	( 35.53 ) / 1.399
14	( 33.02 ) / 1.300	( 38.07 ) / 1.499
15	( 35.56 ) / 1.400	( 40.61 ) / 1.599
16	( 38.10 ) / 1.500	( 43.15 ) / 1.699
17	( 40.64 ) / 1.600	( 45.69 ) / 1.799
18	( 43.18 ) / 1.700	( 48.23 ) / 1.899
19	( 45.72 ) / 1.800	( 50.77 ) / 1.999
20	( 48.26 ) / 1.900	( 53.31 ) / 2.099
21	( 50.80 ) / 2.000	( 55.85 ) / 2.199
22	( 53.34 ) / 2.100	( 58.39 ) / 2.299
23	( 55.88 ) / 2.200	( 60.93 ) / 2.399
24	( 58.42 ) / 2.300	( 63.47 ) / 2.499
25	( 60.96 ) / 2.400	( 66.01 ) / 2.599
26	( 63.50 ) / 2.500	( 68.55 ) / 2.699
27	( 66.04 ) / 2.600	( 71.09 ) / 2.799
28	( 68.58 ) / 2.700	( 73.63 ) / 2.899



REVISION UPDATE EC NO: E2007-0125 DRWN: WASZKI, EMI CZ 2006/10/10 CHKD: D. MORIARTY 2006/10/11 APPR: DENNEHY 2006/10/11	QUALITY SYMBOLS	GENERAL TOLERANCES (UNLESS SPECIFIED)	DIMENSION STYLE	SCALE	DESIGN UNITS	THIRD ANGLE PROJECTION															
	$\nabla = 0$ $\nabla = 0$	<table border="1"> <thead> <tr> <th></th> <th>mm</th> <th>INCH</th> </tr> </thead> <tbody> <tr> <td>4 PLACES</td> <td>± ---</td> <td>± ---</td> </tr> <tr> <td>3 PLACES</td> <td>± ---</td> <td>± .005</td> </tr> <tr> <td>2 PLACES</td> <td>± 0.13</td> <td>± .010</td> </tr> <tr> <td>1 PLACE</td> <td>± 0.25</td> <td>± ---</td> </tr> </tbody> </table>		mm	INCH	4 PLACES	± ---	± ---	3 PLACES	± ---	± .005	2 PLACES	± 0.13	± .010	1 PLACE	± 0.25	± ---	MM/IN	4:1	METRIC	
		mm	INCH																		
	4 PLACES	± ---	± ---																		
3 PLACES	± ---	± .005																			
2 PLACES	± 0.13	± .010																			
1 PLACE	± 0.25	± ---																			
DRAFT WHERE APPLICABLE MUST REMAIN WITHIN DIMENSIONS	DRAWN BY: GCH CHECKED BY: D. MORIARTY APPROVED BY: J. DENNEHY MATERIAL NO.	DATE DATE DATE	TITLE HOUSING I.D. CONNECTOR (2.54)/.100 CENTRES NON\$	MOLEX INCORPORATED	SHEET NO. 1 OF 4																
SIZE A3	SEE CHART	DOCUMENT NO. SDA-7720S-*N*	THIS DRAWING CONTAINS INFORMATION THAT IS PROPRIETARY TO MOLEX INCORPORATED AND SHOULD NOT BE USED WITHOUT WRITTEN PERMISSION																		

PART NO.	ENG. NO.	CCTS.	TERMINAL	I.D. STRIPE	PLTG.
22-50-3025	A-7720S-C 2H	2	40125-H(P918)	GREEN	HOT TIN DIP (1-3µM)/000040-000120
↑ 3035	↑ C 3H	3	↑	↑	
3045	C 4H	4			
3055	C 5H	5			
3065	C 6H	6			
3075	C 7H	7			
3085	C 8H	8			
3095	C 9H	9			
3105	C 10H	10			
3115	C 11H	11			
3125	C 12H	12			
3135	C 13H	13			
3145	C 14H	14			
3155	C 15H	15			
3165	C 16H	16			
3175	C 17H	17			
3185	C 18H	18			
3195	C 19H	19			
3205	C 20H	20			
3215	C 21H	21			
3225	C 22H	22			
3235	C 23H	23			
3245	C 24H	24			
3255	C 25H	25			
3265	C 26H	26			
↓ 3275	↓ C 27H	27	↓	↓	
22-50-3285	A-7720S-C28H	28	40125-H(P918)	GREEN	

**NOTE:**  
1. 18 - 28 CIRCUITS ARE NON-STANDARD.

CORRECT PLATING EC NO: E2007-0125 DRWN: WASZKI EWI (CZ 2006/10/10) CHKD: MORIARTY 2006/10/11 APPR: DENNEHY 2006/10/11	QUALITY SYMBOLS	GENERAL TOLERANCES (UNLESS SPECIFIED)	DIMENSION STYLE MM ONLY	SCALE ---	DESIGN UNITS METRIC	THIRD ANGLE PROJECTION	
	▽=0 ▽=0	4 PLACES ±--- 3 PLACES ±--- 2 PLACES ±--- 1 PLACE ±--- ANGULAR ±---°	mm    INCH ±---    ±--- ±---    ±--- ±---    ±--- ±---    ±---	DRAWN BY MCC CHECKED BY D. MORIARTY APPROVED BY J. DENNEHY	DATE	TITLE	INSULATION DISPLACEMENT CONNECTOR (2.54)/.100 CENTRES MOLEX INCORPORATED
	DRAFT WHERE APPLICABLE MUST REMAIN WITHIN DIMENSIONS	SEE CHART	MATERIAL NO. SDA-7720S-*N*	DOCUMENT NO.	SHEET NO. 2 OF 4		
	SIZE A3	THIS DRAWING CONTAINS INFORMATION THAT IS PROPRIETARY TO MOLEX INCORPORATED AND SHOULD NOT BE USED WITHOUT WRITTEN PERMISSION					