

PLEASE CHECK WWW.MOLEX.COM FOR LATEST PART INFORMATION

Part Number: [0022438120](#)
Status: **Active**
Description: 2.50mm (.098") Pitch SPOX™ Header, Shrouded, In-line Footprint, 12 Circuits, White

Documents:

[3D Model](#) [Product Specification PS-42219-0001 \(PDF\)](#)
[Drawing \(PDF\)](#) [RoHS Certificate of Compliance \(PDF\)](#)

Agency Certification

CSA LR19980
 UL E29179

General

Product Family PCB Headers
 Series [42267](#)
 Application Wire-to-Board
 Product Name SPOX™

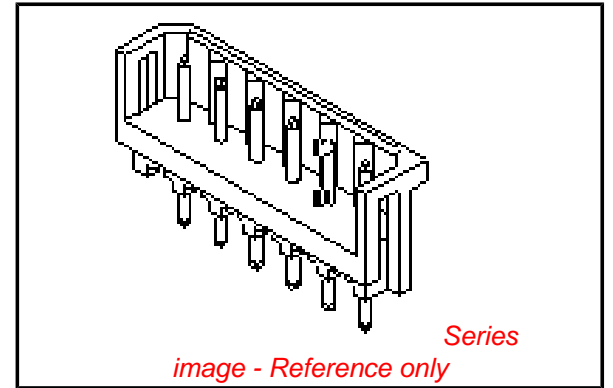
Physical

Breakaway No
 Circuits (Loaded) 12
 Circuits (maximum) 12
 Color - Resin Natural
 Durability (mating cycles max) 25
 Flammability 94V-0
 Glow-Wire Compliant No
 Lock to Mating Part None
 Material - Plating Mating Tin
 Material - Plating Termination Tin
 Material - Resin Polyester
 Number of Rows 1
 Orientation Vertical
 PC Tail Length (in) 0.130 In
 PC Tail Length (mm) 3.30 mm
 PCB Locator No
 PCB Retention Yes
 PCB Thickness Recommended (in) 0.062 In
 PCB Thickness Recommended (mm) 1.60 mm
 Packaging Type Bag
 Pitch - Mating Interface (in) 0.098 In
 Pitch - Mating Interface (mm) 2.50 mm
 Plating min: Mating (µin) 101.6
 Plating min: Mating (µm) 2.54
 Plating min: Termination (µin) 101.6
 Plating min: Termination (µm) 2.54
 Polarized to Mating Part Yes
 Polarized to PCB No
 Shrouded Partial
 Stackable No
 Temperature Range - Operating 0°C to +75°C
 Termination Interface: Style Through Hole

Electrical

Current - Maximum per Contact 3A
 Voltage - Maximum 250V

Solder Process Data



EU RoHS

**ELV and RoHS
 Compliant**
**REACH SVHC
 Contains SVHC: No**
**Halogen-Free
 Status**

China RoHS



Not Reviewed

**Need more information on product
 environmental compliance?**

Email productcompliance@molex.com
 For a multiple part number RoHS Certificate of
 Compliance, [click here](#)

Please visit the [Contact Us](#) section for any
 non-product compliance questions.

Search Parts in this Series

[42267Series](#)

Mates With

[42219](#)

Duration at Max. Process Temperature (seconds)	5
Lead-free Process Capability	Wave Capable (TH only)
Max. Cycles at Max. Process Temperature	1
Process Temperature max. C	245

Material Info

Old Part Number	A-42267-12A
-----------------	-------------

Reference - Drawing Numbers

Application Specification	AS-42249-001
Product Specification	PS-42219-0001
Sales Drawing	SDA-42267-*

This document was generated on 06/08/2010

PLEASE CHECK WWW.MOLEX.COM FOR LATEST PART INFORMATION

6

5

4

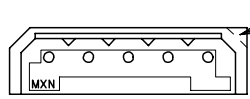
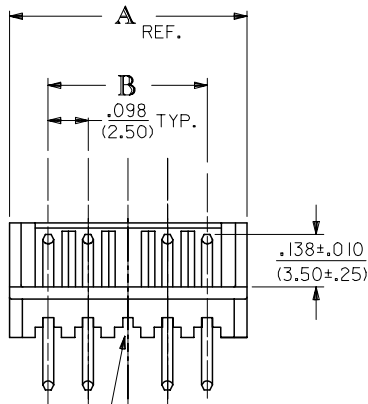
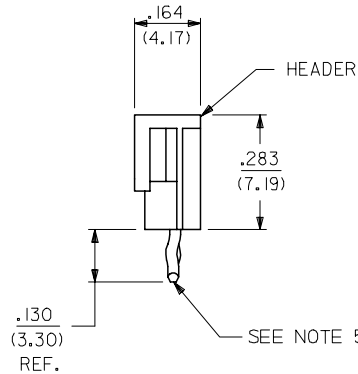
3

2

1

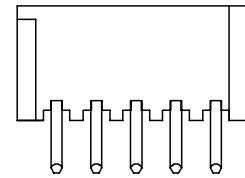
NOTES:

- MATERIAL : HEADER: POLYESTER, GLASS FILLED,
PIN : BRASS
- FINISH:
100 MICROINCHES (2.54 MICROMETERS) MIN. TIN OVER
50 MICROINCHES (1.27 MICROMETERS) MIN. NICKEL UNDERPLATE.
- PARTS CONFORM TO PRODUCT SPECIFICATION PS-42219-0001.
- PACKAGING: SEE LEGEND.
- KINK DIRECTION:
2 THROUGH 7 CKTS: ADJACENT PINS KINKED IN
OPPOSING DIRECTIONS.
8 THROUGH 15 CKTS: TWO END PINS ON EACH END
KINKED IN THE SAME DIRECTION.
CENTER PINS WITHOUT KINKS.
- PARTS CONFORM TO CLASS 'B' REQUIREMENTS OF COSMETIC
SPEC PS-45499-002.

CIRCUIT NO. 1
IDENTIFIERVOIDED CKT
SEE CHART FOR LOCATION

HEADER

SEE NOTE 5.



NO. OF CKTS.	KINK LOCATION	DIM. A	DIM. B
2	1,2	.292/(7.42)	.098/(2.50)
3	1,2,3	.391/(9.92)	.197/(5.00)
4	1,2,3,4	.489/(12.42)	.295/(7.50)
5	1,2,3,4,5	.587/(14.92)	.394/(10.00)
6	1,2,3,4,5,6	.685/(17.40)	.492/(12.50)
7	1,2,3,4,5,6,7	.783/(19.90)	.591/(15.00)
8	1,2,7,8	.882/(22.40)	.689/(17.50)
9	1,2,8,9	.980/(24.90)	.787/(20.00)
10	1,2,9,10	1.079/(27.40)	.886/(22.50)
11	1,2,10,11	1.177/(29.90)	.984/(25.00)
12	1,2,11,12	1.276/(32.40)	1.083/(27.50)
13	1,2,12,13	1.374/(34.90)	1.181/(30.00)
14	1,2,13,14	1.472/(37.40)	1.280/(32.50)
15	1,2,14,15	1.571/(39.90)	1.378/(35.00)

.098±.002 TYP.
(2.50±.05)

CIRCUIT 1

.037±.002
(0.94±.05) DIA.PCB HOLE LAYOUT: COMPONENT SIDE
RECOMMENDED PCB THICKNESS: .062/(1.57)

A-42267-N*-*-*

↑↑↑ NO OF CKTS
↑↑↑ VOID LOCATION
↑↑↑ HOUSING NO. ↑↑↑ PACKAGING METHOD

BLANK=STD BULK PACK
A=PER PK-40873-0069

ADD NOTE 6 EC NO: UCP2007-2798 DRWN:MKIPPER 2007/05/02 CHKD:AELHAG 2007/05/04 APPR:FSMITH 2007/05/23 Q2	DESCRIPTION REV	QUALITY SYMBOLS ▽=0 ▽=0	GENERAL TOLERANCES (UNLESS SPECIFIED)		DIMENSION STYLE IN/MM		SCALE ---	DESIGN UNITS METRIC	THIRD ANGLE PROJECTION	
		4 PLACES ± --- ± ---	mm	INCH	DRAWN BY	DATE	TITLE 2.5 MM HEADER ASSEMBLY			
		3 PLACES ± --- ± .010			GUZIK	01/17/89				
		2 PLACES ± 0.25 ± .014			CHECKED BY	DATE	MOLEX INCORPORATED DOCUMENT NO. SDA-42267-* SHEET NO. 1 OF 4			
1 PLACE ± 0.36 ± ---			EDGLE	01/17/89						
ANGULAR ± 1/2°			DRAFT WHERE APPLICABLE MUST REMAIN WITHIN DIMENSIONS		APPROVED BY LENZ 01/17/89		MATERIAL NO. SEE CHART			
THIS DRAWING CONTAINS INFORMATION THAT IS PROPRIETARY TO MOLEX INCORPORATED AND SHOULD NOT BE USED WITHOUT WRITTEN PERMISSION										

5

4

3

2

1

A-42267-NA-*				A-42267-NB-*				A-42267-NC-*						
OPTIONS	HOUSING	42249-N			OPTIONS	HOUSING	42249-NA			OPTIONS	HOUSING	42249-NB		
	COLOR	NATURAL				COLOR	BLUE				COLOR	BROWN		
	PIN NO	45613-0006				PIN NO	45613-0006				PIN NO	45613-0006		
	PLATING	154				PLATING	154				PLATING	154		
Ckt	Material No	Engineering No	Void Ckts	Ckt	Material No	Engineering No	Void Ckts	Ckt	Material No	Engineering No	Void Ckts			
2	22-43-8020	A-42267-2A		2	22-43-8023	A-42267-2B		2	50-34-8534	A-42267-2C				
3	22-43-8030	A-42267-3A		3	22-43-8033	A-42267-3B		3		A-42267-3C				
4	22-43-8040	A-42267-4A		4		A-42267-4B		4		A-42267-4C				
5	22-43-8050	A-42267-5A		5		A-42267-5B		5		A-42267-5C				
6	22-43-8060	A-42267-6A		6	22-43-8063	A-42267-6B		6		A-42267-6C				
7	22-43-8070	A-42267-7A		7		A-42267-7B		7		A-42267-7C				
8	22-43-8080	A-42267-8A		8		A-42267-8B		8		A-42267-8C				
9	22-43-8090	A-42267-9A		9		A-42267-9B		9		A-42267-9C				
10	22-43-8100	A-42267-10A		10	22-43-8103	A-42267-10B		10		A-42267-10C				
11	22-43-8110	A-42267-11A		11		A-42267-11B		11		A-42267-11C				
12	22-43-8120	A-42267-12A		12		A-42267-12B		12		A-42267-12C				
13	22-43-8130	A-42267-13A		13		A-42267-13B		13		A-42267-13C				
14	22-43-8140	A-42267-14A		14		A-42267-14B		14		A-42267-14C				
15	22-43-8150	A-42267-15A		15		A-42267-15B		15		A-42267-15C				
		A-42267-10A-6	6											
		A-42267-15A-3	3											
		A-42267-7A-2	2											
	22-44-8030	A-42267-3A-2	2											

REV: Q1	ECR/ECN INFORMATION: EC NO: UCP2007-1449 DATE: 12/19/2006	TITLE: 2.5 MM HEADER ASSEMBLY	SHEET No. - 2 -
DOCUMENT NUMBER: SDA-42267-*		CREATED / REVISED BY: ELHAG	CHECKED BY: LSCHMIDT
		APPROVED BY: FSMITH	

