

PLEASE CHECK WWW.MOLEX.COM FOR LATEST PART INFORMATION

Part Number: **0791077009**
Status: **Active**
Description: 2.00mm (.079") Pitch Milli-Grid™ Receptacle, Vertical, Through Hole, Dual Row, 3.00mm (.118) Tail Length, 0.38µm (15µ") Gold (Au) Selective Plating, 20 Circuits, Leadfree

Documents:

[3D Model](#) [Product Specification PS-79107 \(PDF\)](#)
[Drawing \(PDF\)](#) [RoHS Certificate of Compliance \(PDF\)](#)

General

Product Family PCB Receptacles
 Series 79107
 Application Board-to-Board
 Product Name Milli-Grid™

Physical


Circuits (Loaded) 20
 Color - Resin Black
 Durability (mating cycles max) 50
 Glow-Wire Compliant No
 Lock to Mating Part None
 Material - Metal Phosphor Bronze
 Material - Plating Mating Gold
 Material - Plating Termination Tin
 Material - Resin High Temperature Thermoplastic
 Number of Rows 2
 Orientation Vertical
 PC Tail Length (in) 0.118 In
 PC Tail Length (mm) 3.00 mm
 PCB Locator No
 PCB Retention None
 PCB Thickness Recommended (in) 0.062 In
 PCB Thickness Recommended (mm) 1.60 mm
 Packaging Type Tube
 Pitch - Mating Interface (in) 0.079 In
 Pitch - Mating Interface (mm) 2.00 mm
 Pitch - Term. Interface (in) 0.079 In
 Pitch - Term. Interface (mm) 2.00 mm
 Plating min: Mating (µin) 15
 Plating min: Mating (µm) 0.375
 Plating min: Termination (µin) 75
 Plating min: Termination (µm) 1.875
 Polarized to Mating Part No
 Polarized to PCB No
 Surface Mount Compatible (SMC) Yes
 Temperature Range - Operating -55°C to +105°C
 Termination Interface: Style Through Hole

Electrical

Current - Maximum per Contact 1A
 Voltage - Maximum 125V

Solder Process Data

Duration at Max. Process Temperature (seconds) 10
 Lead-free Process Capability Wave Capable (TH only)



EU RoHS

**ELV and RoHS
 Compliant**
**REACH SVHC
 Contains SVHC: No**
**Halogen-Free
 Status**

China RoHS



**Need more information on product
 environmental compliance?**

Email productcompliance@molex.com
 For a multiple part number RoHS Certificate of Compliance, [click here](#)

Please visit the [Contact Us](#) section for any non-product compliance questions.

Search Parts in this Series

[79107Series](#)

Mates With

[87758](#) Vertical, Through Hole, Stackable PCB Header, [87759](#) Vertical, Surface Mount, Stackable PCB Header, [87760](#) Right Angle, Through Hole, Stackable PCB Header, [87831](#) Vertical, Through Hole PCB Header, [87832](#) Vertical, Surface Mount PCB

Max. Cycles at Max. Process Temperature	1
Process Temperature max. C	260

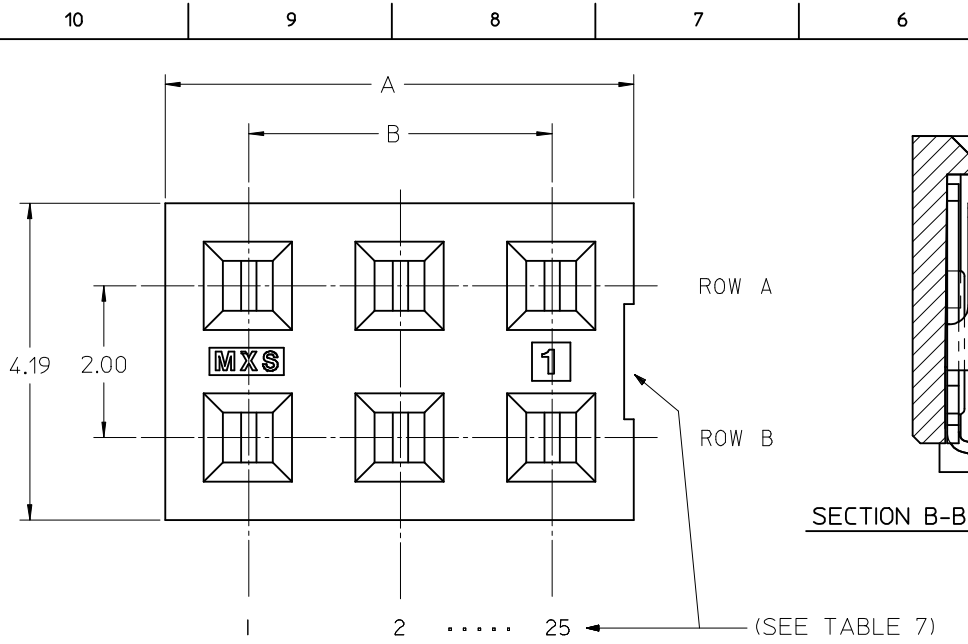
Material Info

Reference - Drawing Numbers

Product Specification	PS-79107
Sales Drawing	SDA-79107-****

This document was generated on 03/18/2010

PLEASE CHECK WWW.MOLEX.COM FOR LATEST PART INFORMATION



SECTION B-B

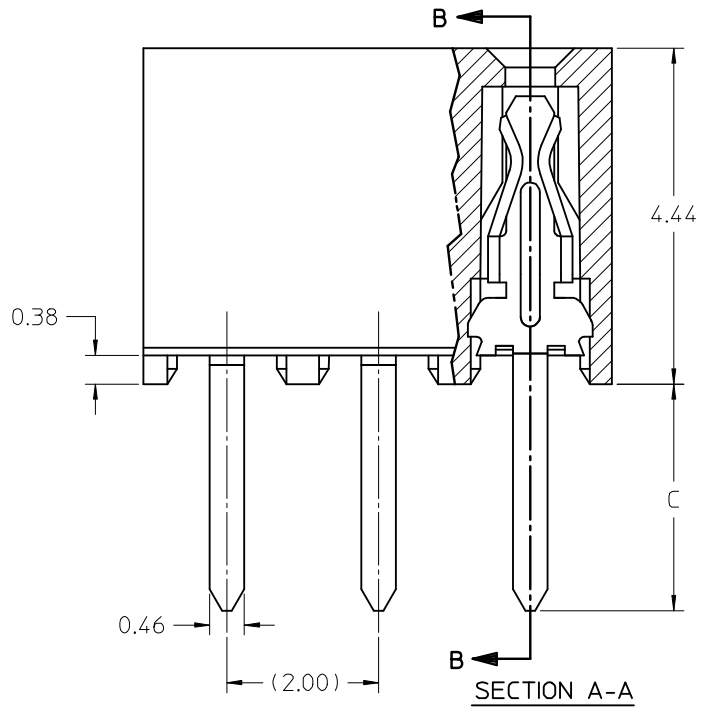


- NOTES:
- 1) HOUSING MATERIAL: GLASS FILLED HIGH TEMP THERMOPLASTIC, COLOR: BLACK
 - 2) TERMINAL MATERIAL: PHOSPHOR BRONZE
 - 3) SEE SHT 2 FOR CKT SIZE, PART NUMBERS AND OVERALL DIMENSIONS, SEE SHT 3 FOR VOIDS.
 - 4) FOR ILLUSTRATION, 6 CKT ASSY SHOWN.
 - 5) REFER TO PRODUCT SPEC PS-79107
 - 6) PACKAGING PER PK-70873-0180
 - 7) CKTS NUMBERED FROM LEFT TO RIGHT WHEN PART IS VIEWED FROM TOP WITH RECESS ON THE RIGHT AS SHOWN.
 - 8) SOLDER TAIL TO BE MEASURED BY PITCH GAUGE.



PLATING OPTION:

- 4) - 30u*/0.76um MIN GOLD PLATE IN SELECTED AREA
75u*/1.90um MIN TIN PLATE IN SELECTED AREA
BOTH OVER 50u*/1.25um MIN NICKEL OVERALL
- 5) - 15u*/0.38um MIN GOLD PLATE IN SELECTED AREA
75u*/1.90um MIN TIN PLATE IN SELECTED AREA
BOTH OVER 50u*/1.25um MIN NICKEL OVERALL
- 6) - 2u*/0.05um MIN GOLD PLATE IN SELECTED AREA
40u*/1.02um MIN TIN PLATE IN SELECTED AREA
BOTH OVER 40u*/1.02um MIN NICKEL OVERALL



SECTION A-A

PDRS#1861, ADD 791075104, 5105, 5106, 5107 EC NO: S2009-0107 DRWN:ATSEE 2008/09/03 CHKD:SKANG 2008/09/15 APPR:MLONG 2008/09/15	QUALITY SYMBOLS	GENERAL TOLERANCES (UNLESS SPECIFIED)	DIMENSION STYLE	SCALE	DESIGN UNITS	THIRD ANGLE PROJECTION
	$\nabla=0$ $\nabla C=0$	mm INCH	MM ONLY	NTS	METRIC	
	DESCRIPTION	4 PLACES ± --- ± ---	DRAWN BY	DATE	TITLE	
	REV	3 PLACES ± --- ± ---	AAB	1989/05/15	2MM DUAL ROW VERTICAL RECEPTACLE T/H	
	2 PLACES ± 0.25 ± ---	CHECKED BY	DATE	MOLEX INCORPORATED		
	1 PLACE ± 0.38 ± ---	APPROVED BY	DATE	SDA-79107-****		
	ANGULAR ± 1/2°	WAZ	1989/05/15	SHEET NO. 1 OF 3		
		MATERIAL NO.	SEE TABLE	THIS DRAWING CONTAINS INFORMATION THAT IS PROPRIETARY TO MOLEX INCORPORATED AND SHOULD NOT BE USED WITHOUT WRITTEN PERMISSION		

F

F

E

E

D

D

C

C

B

B

A

A

CKT SIZE	DIM 'A'	DIM 'B'	P.C.TAIL DIMENSION 'C' = 3.00						P.C.TAIL DIMENSION 'C' = 1.91					
			PLATING OPTION 5		PLATING OPTION 4		PLATING OPTION 6		PLATING OPTION 5		PLATING OPTION 4		PLATING OPTION 6	
			ITEM NO.		ITEM NO.		ITEM NO.		ITEM NO.		ITEM NO.		ITEM NO.	
04	(4.19)	(2.00)		79107-7001		79107-7051	X	79107-7126		79107-7201		79107-7251	X	79107-7326
06	(6.19)	(4.00)		79107-7002		79107-7052	X	79107-7127		79107-7202		79107-7252	X	79107-7327
08	(8.19)	(6.00)		79107-7003		79107-7053	X	79107-7128		79107-7203		79107-7253	X	79107-7328
10	(10.19)	(8.00)		79107-7004		79107-7054	X	79107-7129		79107-7204		79107-7254	X	79107-7329
12	(12.19)	(10.00)		79107-7005		79107-7055		79107-7130		79107-7205		79107-7255		79107-7330
14	(14.19)	(12.00)		79107-7006		79107-7056	X	79107-7131		79107-7206		79107-7256	X	79107-7331
16	(16.19)	(14.00)		79107-7007		79107-7057	X	79107-7132		79107-7207		79107-7257	X	79107-7332
18	(18.19)	(16.00)		79107-7008		79107-7058	X	79107-7133		79107-7208		79107-7258	X	79107-7333
20	(20.19)	(18.00)		79107-7009		79107-7059	X	79107-7134		79107-7209		79107-7259	X	79107-7334
22	(22.19)	(20.00)		79107-7010		79107-7060	X	79107-7135		79107-7210		79107-7260	X	79107-7335
24	(24.19)	(22.00)		79107-7011		79107-7061	X	79107-7136		79107-7211		79107-7261	X	79107-7336
26	(26.19)	(24.00)		79107-7012		79107-7062	X	79107-7137		79107-7212		79107-7262	X	79107-7337
28	(28.19)	(26.00)		79107-7013		79107-7063	X	79107-7138		79107-7213		79107-7263	X	79107-7338
30	(30.19)	(28.00)		79107-7014		79107-7064	X	79107-7139		79107-7214		79107-7264	X	79107-7339
32	(32.19)	(30.00)		79107-7015		79107-7065	X	79107-7140		79107-7215		79107-7265	X	79107-7340
34	(34.19)	(32.00)		79107-7016		79107-7066	X	79107-7141		79107-7216		79107-7266	X	79107-7341
36	(36.19)	(34.00)		79107-7017		79107-7067	X	79107-7142		79107-7217		79107-7267	X	79107-7342
38	(38.19)	(36.00)		79107-7018		79107-7068	X	79107-7143		79107-7218		79107-7268	X	79107-7343
40	(40.19)	(38.00)		79107-7019		79107-7069	X	79107-7144		79107-7219		79107-7269	X	79107-7344
42	(42.19)	(40.00)		79107-7020		79107-7070	X	79107-7145		79107-7220		79107-7270	X	79107-7345
44	(44.19)	(42.00)		79107-7021		79107-7071	X	79107-7146		79107-7221		79107-7271	X	79107-7346
46	(46.19)	(44.00)		79107-7022		79107-7072	X	79107-7147		79107-7222		79107-7272	X	79107-7347
48	(48.19)	(46.00)		79107-7023		79107-7073	X	79107-7148		79107-7223		79107-7273	X	79107-7348
50	(50.19)	(48.00)		79107-7024		79107-7074	X	79107-7149		79107-7224		79107-7274	X	79107-7349

X - DENOTES THE ITEM IS NOT AVAILABLE CURRENTLY.

PDRS#1661, ADD 791075104, 5105, 5106, 5107 EC NO: S2009-0107 DRW:ATSEE 2008/09/03 CHKD:SKANG 2008/09/15 APPR:MLONG 2008/09/15	QUALITY SYMBOLS	GENERAL TOLERANCES (UNLESS SPECIFIED)	DIMENSION STYLE	SCALE	DESIGN UNITS	THIRD ANGLE PROJECTION
	▽=0 ◻=0	mm INCH 4 PLACES ± --- ± --- 3 PLACES ± --- ± --- 2 PLACES ± 0.25 ± --- 1 PLACE ± 0.38 ± --- ANGULAR ± 1/2°	MM ONLY	NTS	METRIC	
	DESCRIPTION	DRAFT WHERE APPLICABLE MUST REMAIN WITHIN DIMENSIONS	DRAWN BY DATE	TITLE		
	REV		AAB 1989/05/15	2MM DUAL ROW VERTICAL RECEPTACLE T/H		
			CHECKED BY DATE	MOLEX INCORPORATED		
			MJM 1989/05/15	SDA-79107-****		
			APPROVED BY DATE	SHEET NO.		
			WAZ 1989/05/15	2 OF 3		
			MATERIAL NO.	DOCUMENT NO.		
			SEE TABLE			
			SIZE	THIS DRAWING CONTAINS INFORMATION THAT IS PROPRIETARY TO MOLEX INCORPORATED AND SHOULD NOT BE USED WITHOUT WRITTEN PERMISSION		
			A3			

MOLDED VOID OPTION
ASSEMBLIES WITHOUT PEGS

CKT. SIZE	ASSEMBLY ITEM NO.	VOID LOCATION(S) SEE SHEET 1 FOR CONVENTION		PLATING OPTION	DIM. "A"	DIM. "B"	P.C. TAIL DIM. "C"
		ROW	CKT. NO.(s)				
24	79107-5101	ROW B	6	5	(24.19)	(22.00)	(3.00)
10	79107-5102	ROW A	5	5	(10.19)	(8.00)	(3.00)
26	79107-5103	ROW B	5	5	(26.19)	(24.00)	(3.00)
20	79107-5104	ROW A	7	5	(20.19)	(18.00)	(1.91)
24	79107-5105	ROW B	10	5	(24.19)	(22.00)	(1.91)
20	79107-5106	ROW A	7	5	(20.19)	(18.00)	(3.00)
24	79107-5107	ROW B	10	5	(24.19)	(22.00)	(3.00)

"X" - DENOTES THE ITEM IS NOT AVAILABLE CURRENTLY.

NOTES

1. TERMINALS WILL BE PRESENT IN VOIDED LOCATIONS HOWEVER, PIN WINDOWS WILL BE CLOSED.
2. VOIDS CANNOT BE PRESENT IN BOTH ROWS ON A CONNECTOR.

PDRS#1861, ADD 791075104, 5105, 5106, 5107 EC NO: S2009-0107 DRWINATSEE 2008/09/03 CHKD:SKANG 2008/09/15 APPR:MLONG 2008/09/15 REV DESCRIPTION H1	QUALITY SYMBOLS	GENERAL TOLERANCES (UNLESS SPECIFIED)		DIMENSION STYLE MM ONLY		SCALE NTS	DESIGN UNITS METRIC	THIRD ANGLE PROJECTION	
	▽=0 □=0	4 PLACES ± --- ± --- 3 PLACES ± --- ± --- 2 PLACES ± 0.25 ± --- 1 PLACE ± 0.38 ± --- ANGULAR ± 1/2°	mm INCH ± --- ± --- ± --- ± --- ± 0.25 ± --- ± 0.38 ± ---	DRAWN BY AAB	DATE 1989/05/15	TITLE 2MM DUAL ROW VERTICAL RECEPTACLE T/H			
				CHECKED BY MJM	DATE 1989/05/15	MOLEX INCORPORATED			
				APPROVED BY WAZ	DATE 1989/05/15	MATERIAL NO. SEE TABLE	DOCUMENT NO. SDA-79107-****	SHEET NO. 3 OF 3	
		DRAFT WHERE APPLICABLE MUST REMAIN WITHIN DIMENSIONS		SIZE A3		THIS DRAWING CONTAINS INFORMATION THAT IS PROPRIETARY TO MOLEX INCORPORATED AND SHOULD NOT BE USED WITHOUT WRITTEN PERMISSION			