

**PLEASE CHECK WWW.MOLEX.COM FOR LATEST PART INFORMATION**

**Part Number:** [0901362204](#)  
**Status:** **Active**  
**Overview:** [cgrid\\_iii](#)  
**Description:** 2.54mm (.100") Pitch C-Grid III™ Header, Single Row, Right Angle, Shrouded, 4 Circuits, 0.38µm (15µ") Gold (Au) Selective Plating

**Documents:**

[3D Model](#) [RoHS Certificate of Compliance \(PDF\)](#)  
[Drawing \(PDF\)](#)

**General**

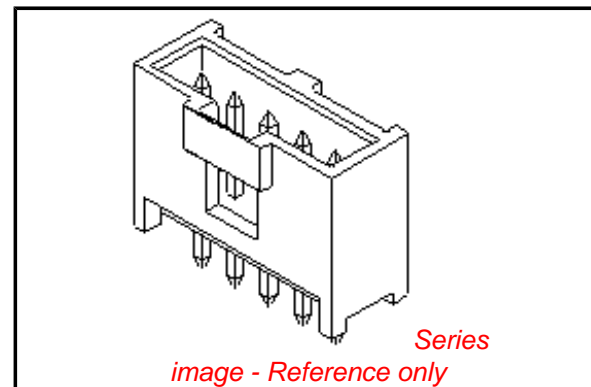
Product Family	PCB Headers
Series	<a href="#">90136</a>
Application	Wire-to-Board
Overview	<a href="#">cgrid_iii</a>
Product Name	C-Grid III™

**Physical**

Breakaway	No
Circuits (Loaded)	4
Circuits (maximum)	4
Color - Resin	Black
First Mate / Last Break	No
Glow-Wire Compliant	No
Guide to Mating Part	No
Keying to Mating Part	None
Lock to Mating Part	Yes
Material - Metal	Brass
Material - Plating Mating	Gold
Material - Plating Termination	Tin
Material - Resin	Polyester
Number of Rows	1
Orientation	Right Angle
PC Tail Length (in)	0.114 In
PC Tail Length (mm)	2.90 mm
PCB Locator	No
PCB Retention	None
PCB Thickness Recommended (in)	0.062 In
PCB Thickness Recommended (mm)	1.60 mm
Packaging Type	Tray
Pitch - Mating Interface (in)	0.100 In
Pitch - Mating Interface (mm)	2.54 mm
Plating min: Mating (µin)	15.2
Plating min: Mating (µm)	0.38
Plating min: Termination (µin)	120
Plating min: Termination (µm)	3
Polarized to PCB	No
Shrouded	Fully
Stackable	No
Temperature Range - Operating	-55°C to +125°C
Termination Interface: Style	Through Hole

**Electrical**

Current - Maximum per Contact	3A
Voltage - Maximum	350V



**EU RoHS**

**ELV and RoHS  
Compliant**  
**REACH SVHC  
Contains SVHC: No**  
**Halogen-Free  
Status  
Not Reviewed**

**China RoHS**



**Need more information on product  
environmental compliance?**

Email [productcompliance@molex.com](mailto:productcompliance@molex.com)  
For a multiple part number RoHS Certificate of Compliance, [click here](#)

Please visit the [Contact Us](#) section for any non-product compliance questions.

**Search Parts in this Series**

[90136Series](#)

**Mates With**

[90123 C-Grid III™ Modular Crimp Housing.](#)  
[90156 C-Grid III™ Crimp Housing](#)

**Solder Process Data**

Lead-free Process Capability

Wave Capable (TH only)

**Material Info****Reference - Drawing Numbers**

Packaging Specification

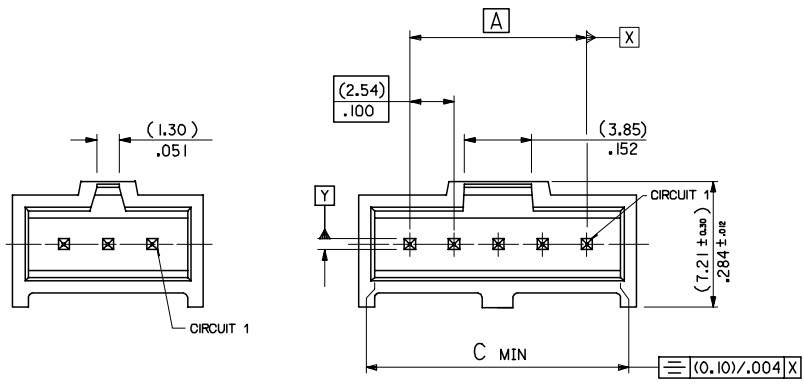
PK-90136-001

Sales Drawing

SDA-90136

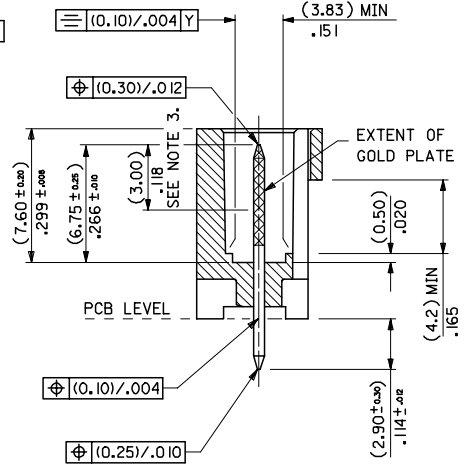
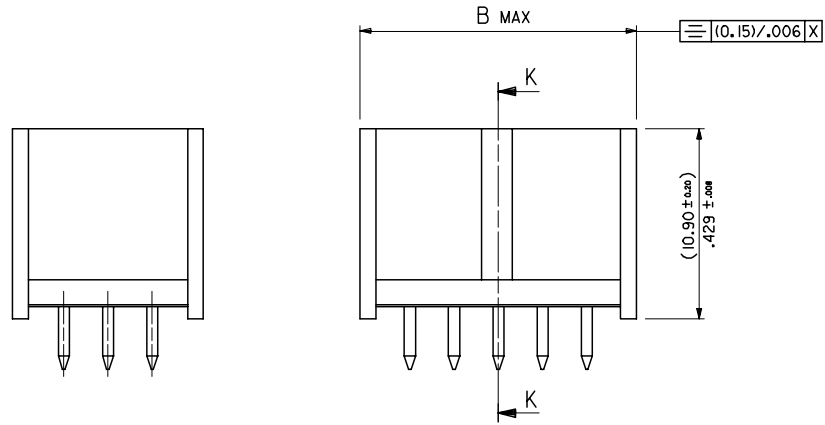
This document was generated on 05/26/2010

**PLEASE CHECK [WWW.MOLEX.COM](http://WWW.MOLEX.COM) FOR LATEST PART INFORMATION**



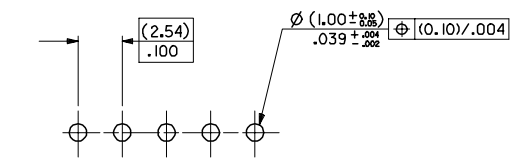
1 TO 3 CIRCUITS

4 TO 32 CIRCUITS



SECTION K-K

No. OF CKTS	DIM A	DIM B	DIM C
1		( 5.89 ) / .232	( 4.06 ) / .160
2	( 2.54 ) / .100	( 8.43 ) / .332	( 6.60 ) / .260
3	( 5.08 ) / .200	( 10.97 ) / .432	( 9.14 ) / .360
4	( 7.62 ) / .300	( 13.51 ) / .532	( 11.68 ) / .460
5	( 10.16 ) / .400	( 16.05 ) / .632	( 14.22 ) / .560
6	( 12.70 ) / .500	( 18.59 ) / .732	( 16.76 ) / .660
7	( 15.24 ) / .600	( 21.13 ) / .832	( 19.30 ) / .760
8	( 17.78 ) / .700	( 23.67 ) / .932	( 21.84 ) / .860
9	( 20.32 ) / .800	( 26.21 ) / 1.032	( 24.38 ) / .960
10	( 22.86 ) / .900	( 28.75 ) / 1.132	( 26.92 ) / 1.060
11	( 25.4 ) / 1.000	( 31.29 ) / 1.232	( 29.46 ) / 1.160
12	( 27.94 ) / 1.100	( 33.83 ) / 1.332	( 32.00 ) / 1.260
13	( 30.48 ) / 1.200	( 36.37 ) / 1.432	( 34.54 ) / 1.360
14	( 33.02 ) / 1.300	( 38.91 ) / 1.532	( 37.08 ) / 1.460
15	( 35.56 ) / 1.400	( 41.45 ) / 1.632	( 39.62 ) / 1.560
16	( 38.10 ) / 1.500	( 43.99 ) / 1.732	( 42.16 ) / 1.660
17	( 40.64 ) / 1.600	( 46.53 ) / 1.832	( 44.70 ) / 1.760
18	( 43.18 ) / 1.700	( 49.07 ) / 1.932	( 47.24 ) / 1.860
19	( 45.72 ) / 1.800	( 51.61 ) / 2.032	( 49.78 ) / 1.960
20	( 48.26 ) / 1.900	( 54.15 ) / 2.132	( 52.32 ) / 2.060
21	( 50.80 ) / 2.000	( 56.69 ) / 2.232	( 54.86 ) / 2.160
22	( 53.34 ) / 2.100	( 59.23 ) / 2.332	( 57.40 ) / 2.260
23	( 55.88 ) / 2.200	( 61.77 ) / 2.432	( 59.94 ) / 2.360
24	( 58.42 ) / 2.300	( 64.31 ) / 2.532	( 62.48 ) / 2.460
25	( 60.96 ) / 2.400	( 66.85 ) / 2.632	( 65.02 ) / 2.560
26	( 63.50 ) / 2.500	( 69.39 ) / 2.732	( 67.56 ) / 2.660
27	( 66.04 ) / 2.600	( 71.93 ) / 2.832	( 70.10 ) / 2.760
28	( 68.58 ) / 2.700	( 74.47 ) / 2.932	( 72.64 ) / 2.860
29	( 71.12 ) / 2.800	( 77.01 ) / 3.032	( 75.18 ) / 2.960
30	( 73.66 ) / 2.900	( 79.55 ) / 3.132	( 77.72 ) / 3.060
31	( 76.20 ) / 3.000	( 82.09 ) / 3.232	( 80.26 ) / 3.160
32	( 78.74 ) / 3.100	( 84.63 ) / 3.332	( 82.80 ) / 3.260



RECOMMENDED P.C. BOARD HOLE PATTERN

- NOTES
- MATERIAL:-
    - PIN:- (0.635) / .025 SQ.BRASS WIRE.
    - HOUSING:- 15% GLASS FILLED POLYESTER
    - UL 94 V-0 COLOUR BLACK
  - FOR PLATING VERSIONS SEE SHEET 2.
  - MEASUREMENT POINT FOR MINIMUM PLATING THICKNESS
  - PRODUCT SPEC: PS-99020-0001
  - RECOMMENDED PCB THICKNESS 1.6mm

ADDED CIRCUIT 1 INDICATOR E.C. NO: E2008-0112 DRAWN: BIRNES CHKD: 2007/09/10 APPR: WALLACE 2007/09/11	QUALITY SYMBOLS ▽=0 ▽=0	GENERAL TOLERANCES (UNLESS SPECIFIED)		DIMENSION STYLE MM/IN	SCALE 5:1	DESIGN UNITS METRIC	THIRD ANGLE PROJECTION	
		4 PLACES ± --- ± --- 3 PLACES ± --- ± .004 2 PLACES ± 0.10 ± --- 1 PLACE ± --- ± --- ANGULAR ± 1/2°	mm INCH ± --- ± --- ± .004 ± --- ± --- ± --- ± --- ± ---	DRAWN BY KS	DATE 1987/10/30	TITLE C-GRID III SINGLE ROW STRAIGHT SHROUDED HEADER		
DRAFT WHERE APPLICABLE MUST REMAIN WITHIN DIMENSIONS		SEE CHART		MATERIAL NO. SDA-90136		DOCUMENT NO. MOLEX INCORPORATED		
SIZE A2		THIS DRAWING CONTAINS INFORMATION THAT IS PROPRIETARY TO MOLEX INCORPORATED AND SHOULD NOT BE USED WITHOUT WRITTEN PERMISSION						SHEET NO. 1 OF 100



F

F

E

E

D

D

C

C

B

B

A

A

PART NUMBERS

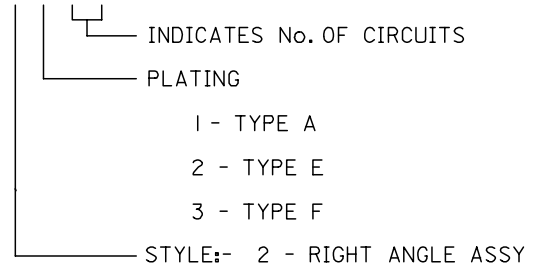
NO. OF CKTS	PLATING TYPE A	PLATING TYPE E	PLATING TYPE F
1	90136-2101	90136-2201	90136-2301
2	▲ -2102	▲ -2202	▲ -2302
3	-2103	-2203	-2303
4	-2104	-2204	-2304
5	-2105	-2205	-2305
6	-2106	-2206	-2306
7	-2107	-2207	-2307
8	-2108	-2208	-2308
9	-2109	-2209	-2309
10	-2110	-2210	-2310
11	-2111	-2211	-2311
12	-2112	-2212	-2312
13	-2113	-2213	-2313
14	-2114	-2214	-2314
15	-2115	-2215	-2315
16	-2116	-2216	-2316
17	-2117	-2217	-2317
18	-2118	-2218	-2318
19	-2119	-2219	-2319
20	-2120	-2220	-2320
21	-2121	-2221	-2321
22	-2122	-2222	-2322
23	-2123	-2223	-2323
24	-2124	-2224	-2324
25	-2125	-2225	-2325
26	-2126	-2226	-2326
27	-2127	-2227	-2327
28	-2128	-2228	-2328
29	-2129	-2229	-2329
30	-2130	-2230	-2330
31	▼ -2131	▼ -2231	▼ -2331
32	90136-2132	90136-2232	90136-2332

NOTES

1.FOR ASSY SEE SHEET 3

2.FOR PLATING DETAILS SEE SDES 99000-0003

90136 - X X X X



UPDATED TABLE EC NO: E2007-1001 2007/06/07 DRWN:DBYRNES 2007/06/07 CHKD: 2007/06/07 APPR:EOMAHONY 2007/06/07	QUALITY SYMBOLS	GENERAL TOLERANCES (UNLESS SPECIFIED)	DIMENSION STYLE	SCALE	DESIGN UNITS	THIRD ANGLE PROJECTION	
	▼=0 ◻=0	mm    INCH 4 PLACES ± --- ± --- 3 PLACES ± --- ± --- 2 PLACES ± --- ± --- 1 PLACE ± --- ± --- ANGULAR ± ---°	MM ONLY	---	METRIC	DRAWN BY: KS    DATE: 1987/09/28 CHECKED BY: RD    DATE: 1991/10/16 APPROVED BY: NW    DATE: 1991/10/17	C-GRID SHRD HDR SR VT
		DRAFT WHERE APPLICABLE MUST REMAIN WITHIN DIMENSIONS	SEE CHART	MOLEX INCORPORATED SDA-90136		SHEET NO. 4 OF 8	
		THIS DRAWING CONTAINS INFORMATION THAT IS PROPRIETARY TO MOLEX INCORPORATED AND SHOULD NOT BE USED WITHOUT WRITTEN PERMISSION					