

PLEASE CHECK WWW.MOLEX.COM FOR LATEST PART INFORMATION

Part Number: [0955036891](#)
Status: **Active**
Overview: [modular_plugs_jacks](#)
Description: 8/8 JACK SMT VERSION

Documents:

3D Model	Product Specification PS-95503-001 (PDF)
Drawing (PDF)	RoHS Certificate of Compliance (PDF)
Application Specification (PDF)	

Agency Certification

UL	E107635
----	---------

General

Product Family	Modular Jacks/Plugs
Series	95503
Component Type	PCB Jack
Magnetic	No
Overview	modular_plugs_jacks
Performance Category	3
Power over Ethernet (PoE)	N/A
Product Name	RJ45

Physical

Boot Color	N/A
Color - Resin	Black
Durability (mating cycles max)	1,000
Flammability	94V-0
Inverted / Top Latch	No
Lightpipes/LEDs	None
Material - Metal	Brass
Material - Plating Mating	Gold
Material - Plating Termination	Tin
Material - Resin	High Temperature Thermoplastic
Orientation	Vertical (Top Entry)
PCB Locator	Yes
PCB Retention	Yes
PCB Thickness Recommended (in)	0.062 In
PCB Thickness Recommended (mm)	1.57 mm
Packaging Type	Tube
Pitch - Mating Interface (in)	0.040 In
Pitch - Mating Interface (mm)	1.02 mm
Pitch - Term. Interface (in)	0.050 In
Pitch - Term. Interface (mm)	1.27 mm
Plating min: Mating (µin)	50.8
Plating min: Mating (µm)	1.27
Plating min: Termination (µin)	76
Plating min: Termination (µm)	1.9
Ports	1
Positions / Loaded Contacts	8/8
Surface Mount Compatible (SMC)	Yes
Temperature Range - Operating	-40°C to +80°C
Termination Interface: Style	Through Hole
Waterproof / Dustproof	No
Wire/Cable Type	N/A

EU RoHS

**ELV and RoHS
Compliant**
**REACH SVHC
Contains SVHC: No**
**Halogen-Free
Status**
Halogen-Free

China RoHS



**Need more information on product
environmental compliance?**

Email productcompliance@molex.com
 For a multiple part number RoHS Certificate of
 Compliance, [click here](#)

Please visit the [Contact Us](#) section for any
 non-product compliance questions.

Search Parts in this Series

[95503Series](#)

Mates With

FCC 68 Plugs

Electrical

Current - Maximum per Contact	1.5A
Shielded	No
Voltage - Maximum	125V DC

Solder Process Data

Duration at Max. Process Temperature (seconds)	40
Lead-free Process Capability	Reflow Capable (SMT only)
Max. Cycles at Max. Process Temperature	3
Process Temperature max. C	260

Material Info**Reference - Drawing Numbers**

Product Specification	PS-95503-001
Sales Drawing	SD-95503-003
Test Summary	STR-1181

This document was generated on 06/07/2010

PLEASE CHECK WWW.MOLEX.COM FOR LATEST PART INFORMATION

NOTES :

1- MATERIAL:

- HOUSING: LCP FIBER GLASS FILLED UL 94-V0
COLOR BLACK.
- TERMINAL: TIN BRASS.

PLATING 2:

POST PLATE (0.00127-0.00152)/.000050-.000060 GOLD IN CONTACT AREA. (0.00190)/.000075 MIN. PURE TIN IN TAIL AREA BOTH OVER (0.00127)/.000050 MIN. NICKEL OVERALL.

PLATING 7: ONLY ON REQUEST

POST PLATE 0.00005/.000002 MIN GOLD OVER 0.000763 .000030 MIN PALLADIUM NICKEL IN CONTACT AREA. 0.00190/.000075 MIN PURE TIN IN TAIL AREA. BOTH OVER 0.00127/.000050 MIN NICKEL OVERALL:

2- JACK FOR MATING WITH F.C.C. 68 PLUGS

90075 MOLEX SERIES.

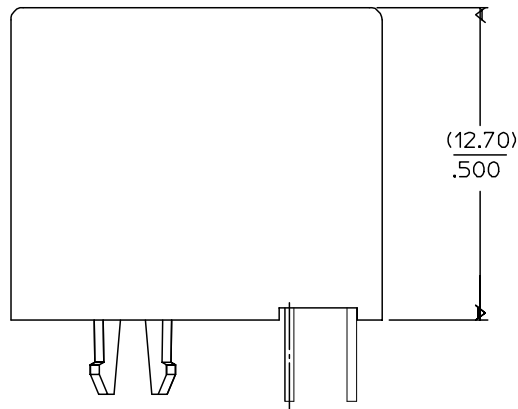
3- PRODUCT SPECIFICATION PS-95503-001

4- PACKAGING SPECIFICATION PK-95003:

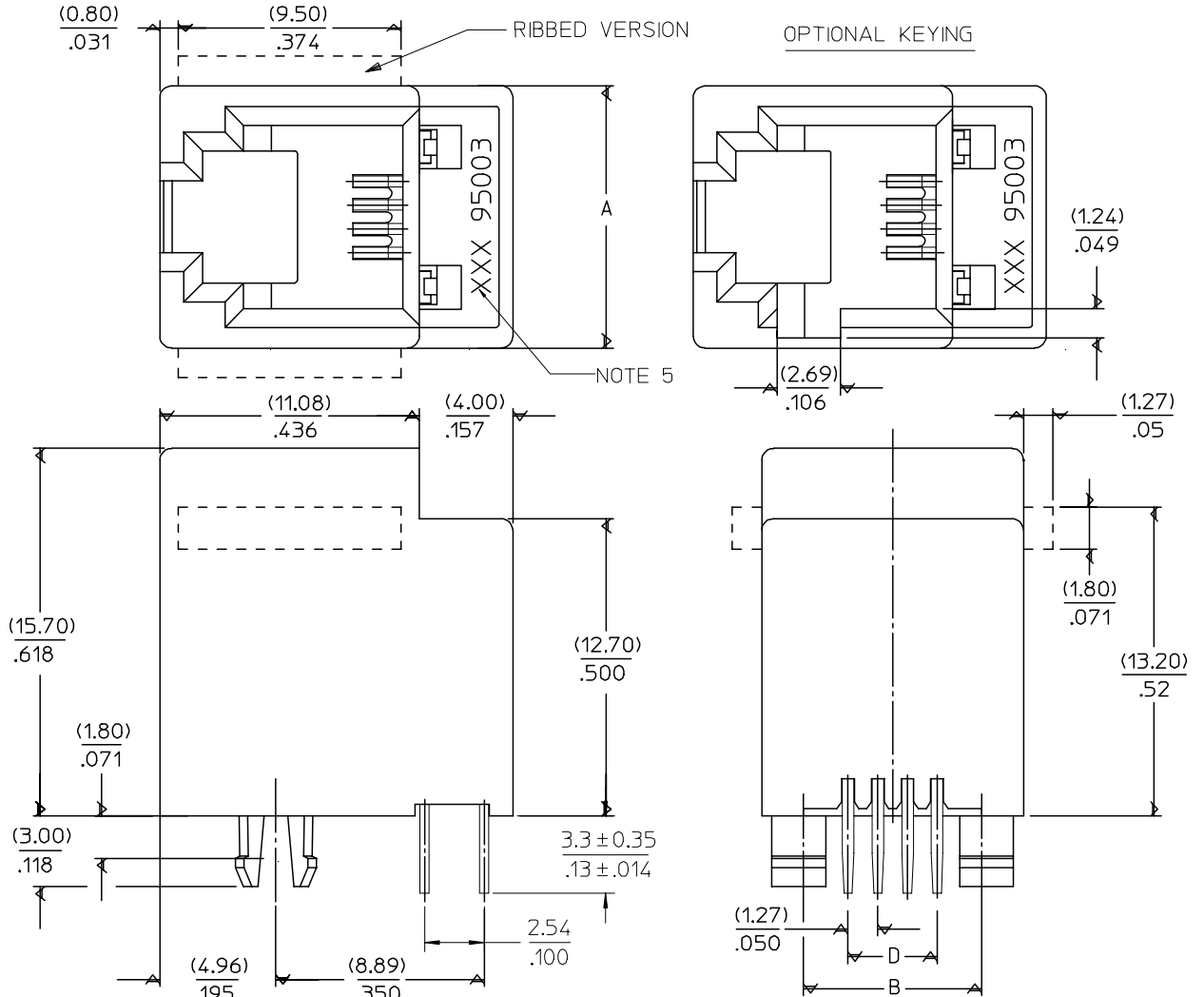
- STANDARD PACKAGING SHEET 1.
- TUBE PACKAGING FOR SMT VERSION SHEET 2.
- TUBE PACKAGING FOR THROUGH HOLE VERSION SHEET 3.

5- MANUFACTURING I.D. CAN BE MXF, MG OR MXI.

TYPE \ DIM.	POS. 4	POS. 6		POS. 8
	4 CKTS.	4 CKTS.	6 CKTS.	8 CKTS.
A	(11.18) / .440	(13.21) / .520	(13.21) / .520	(15.24) / .600
B	(7.62) / .300	(10.16) / .400	(10.16) / .400	(11.43) / .450
D	(3.81) / .150	(3.81) / .150	(6.35) / .250	(8.89) / .350



SHORT VERSION



ADDED TABLE EC NO: E2008-0267 DRWN: DBRYNES CHKD: APPR: EOMAHONY 2007/11/27 2007/11/28 2007/11/28	QUALITY SYMBOLS ▽=0 ▽=0	GENERAL TOLERANCES (UNLESS SPECIFIED) mm INCH 4 PLACES ± --- ± --- 3 PLACES ± --- ± .006 2 PLACES ± 0.15 ± .010 1 PLACE ± 0.25 ± --- ANGULAR ± .5 °	DIMENSION STYLE MM/IN DRAWN BY DATE TMARTIN 2005/06/15 CHECKED BY DATE FCARABETTA 2005/06/15 APPROVED BY DATE KNOLLER 2005/06/15	SCALE 5:1	DESIGN UNITS METRIC	THIRD ANGLE PROJECTION
	LOW PROFILE TOP ENTRY JACK (THROUGH HOLE VERSION)					
	MOLEX INCORPORATED					
	DRAFT WHERE APPLICABLE MUST REMAIN WITHIN DIMENSIONS			MATERIAL NO. SEE SHT 4,5	DOCUMENT NO. SD-95503-003	SHEET NO. 1 OF 5

10

9

8

7

6

5

4

3

2

1

NOTES :

1- MATERIAL:

-HOUSING: LC P FIBER GLASS FILLED UL 94-V0
COLOR BLACK

2- APPLICATION SPECIFICATION: AS-85513-001 (SMT)

3- SEE OTHER NOTES SHEET 1.

4- COPLANARITY OF SIGNAL TAILS 0.1mm MAX
RELEVANT TO EACH OTHER.

F

E

D

C

B

A

F

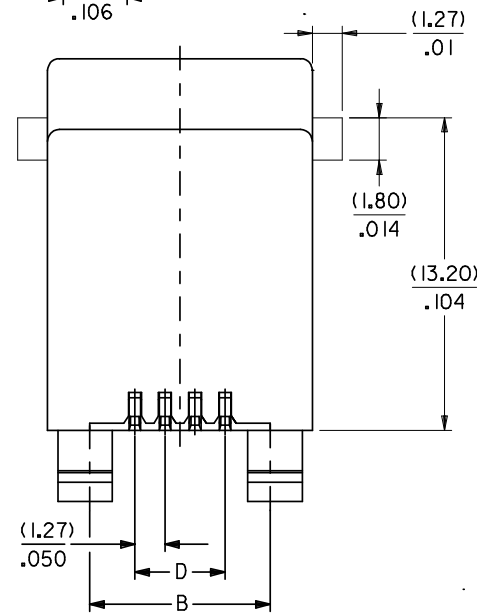
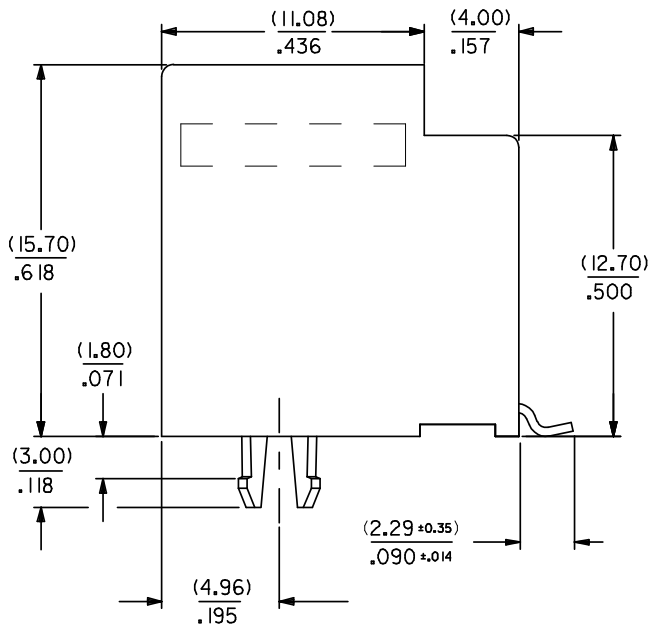
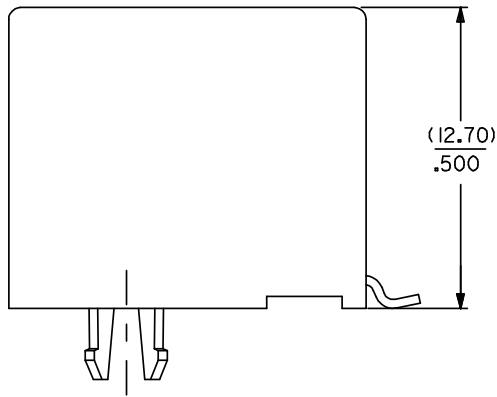
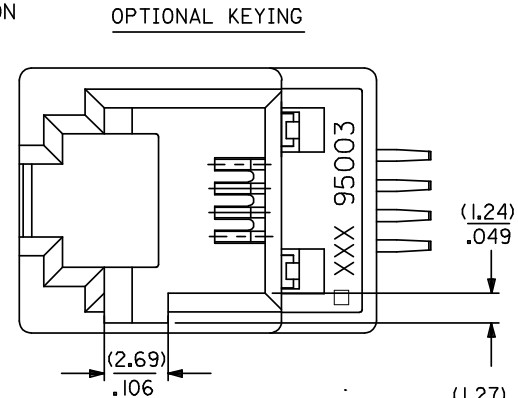
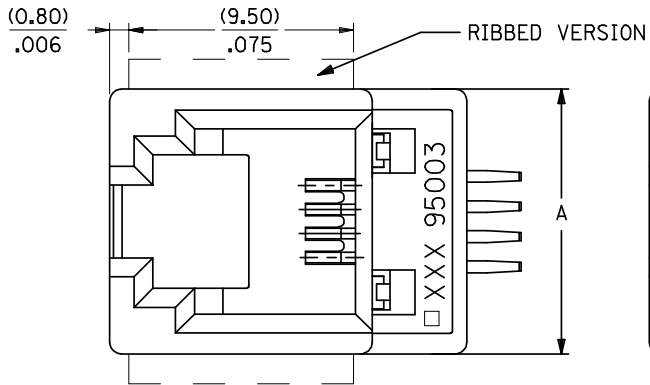
E

D

C

B

A



DIM.	TYPE	POS. 4	POS. 6		POS. 8
		4 CKTS.	4 CKTS.	6 CKTS.	8 CKTS.
A		(11.18) / .440	(13.21) / .520	(13.21) / .520	(15.24) / .600
B		(7.62) / .300	(10.16) / .400	(10.16) / .400	(11.43) / .450
D		(3.81) / .150	(3.81) / .150	(6.35) / .250	(8.89) / .350

ADDED NOTE 4.
 EC NO: E2008-0585
 DRWINGBYRNES 2008/04/21
 CHKD: 2008/04/22
 APPR: EOMAHONY 2008/04/22

QUALITY SYMBOLS
 ▽=0
 ▽=0

DESCRIPTION

GENERAL TOLERANCES (UNLESS SPECIFIED)

	mm	INCH
4 PLACES	± .15	± .006
3 PLACES	± .10	± .004
2 PLACES	± 0.15	± .010
1 PLACE	± 0.25	± .010

ANGULAR ± .5 °

DRAFT WHERE APPLICABLE
 MUST REMAIN
 WITHIN DIMENSIONS

DIMENSION STYLE
 MM/IN

SCALE
 5:1

DESIGN UNITS
 METRIC

THIRD ANGLE PROJECTION

TITLE
 LOW PROFILE T/E JACK
 (SMT VERSION)

MOLEX INCORPORATED

DOCUMENT NO.
 SD-95503-003

SHEET NO.
 2 OF 5

MATERIAL NO.
 SEE SHT. 4, 5

APPROVED BY
 KNOLLER 2005/06/19

DRAWN BY
 TMARTIN 2005/06/19

CHECKED BY
 FCARABETTA 2005/06/19

APPROVED BY
 KNOLLER 2005/06/19

DRAWN BY
 TMARTIN 2005/06/19

CHECKED BY
 FCARABETTA 2005/06/19

APPROVED BY
 KNOLLER 2005/06/19

THIS DRAWING CONTAINS INFORMATION THAT IS PROPRIETARY TO MOLEX INCORPORATED AND SHOULD NOT BE USED WITHOUT WRITTEN PERMISSION

9

8

7

6

5

4

3

2

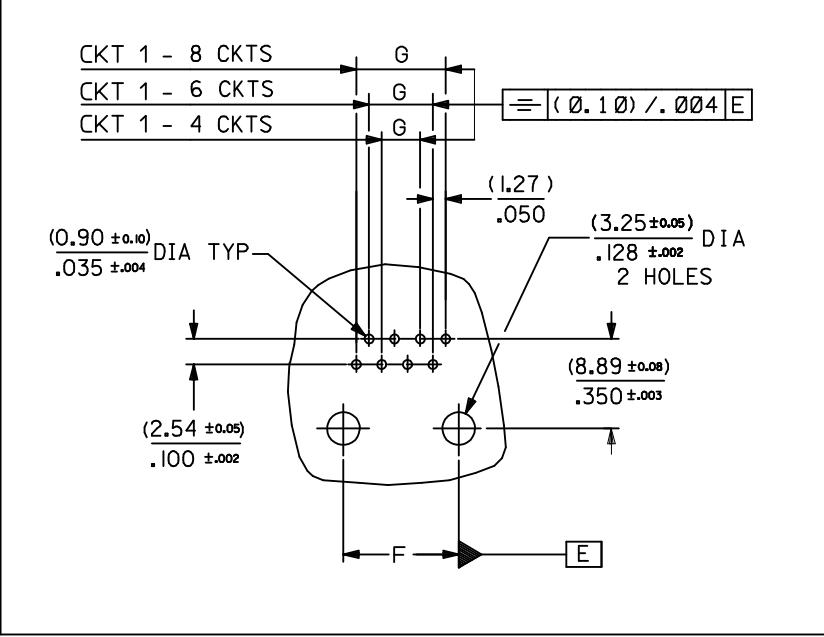
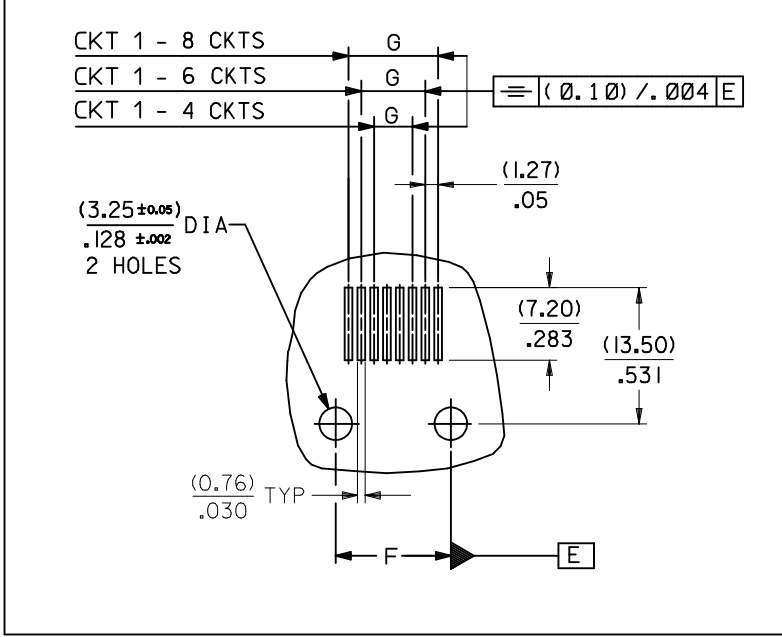
1

TYPE DIM.	POS. 4	POS. 6		POS. 8
	4 CKTS.	4 CKTS.	6 CKTS.	8 CKTS.
F (± 0.05)/ ± 0.002	(7.62) / .300	(10.16) / .400	(10.16) / .400	(11.43) / .450
G (± 0.05)/ ± 0.002	(3.81) / .150	(3.81) / .150	(6.35) / .250	(8.89) / .350

P.C.B MOUNTING PATTERNS - SEEN FROM COMPONENT SIDE

FOR SMT JACK (SURFACE MOUNT)

FOR STANDARD JACK (THROUGH HOLE)



ARDED CKT 1 EC NO: E2010-0075 DRWN: DBYRNES 2009/08/13 CHKD: 2009/08/19 APPR: J WALLACE 2009/08/19	QUALITY SYMBOLS	DESCRIPTION
	$\nabla = 0$	
	$\square = 0$	
	REV	

GENERAL TOLERANCES (UNLESS SPECIFIED)	mm	INCH
4 PLACES	\pm ---	\pm ---
3 PLACES	\pm ---	$\pm .006$
2 PLACES	± 0.15	$\pm .010$
1 PLACE	± 0.25	\pm ---
ANGULAR $\pm .5^\circ$		
DRAFT WHERE APPLICABLE MUST REMAIN WITHIN DIMENSIONS		

DIMENSION STYLE		SCALE	DESIGN UNITS	THIRD ANGLE PROJECTION
MM/IN		1:1	METRIC	
DRAWN BY	DATE	TITLE		
TMARTIN	2005/06/15	LOW PROFILE T/E JACK		
CHECKED BY	DATE			
FCARABETTA	2005/06/15			
APPROVED BY	DATE			
KNOLLER	2005/06/15			
MATERIAL NO.	DOCUMENT NO.	SHEET NO.		
SEE SHT. 4, 5	SD-95503-003	3 OF 5		
SIZE A3	THIS DRAWING CONTAINS INFORMATION THAT IS PROPRIETARY TO MOLEX INCORPORATED AND SHOULD NOT BE USED WITHOUT WRITTEN PERMISSION			

MATERIAL NO.		DOCUMENT NO.	SHEET NO.
		SD-95503-003	3 OF 5
THIS DRAWING CONTAINS INFORMATION THAT IS PROPRIETARY TO MOLEX INCORPORATED AND SHOULD NOT BE USED WITHOUT WRITTEN PERMISSION			

TUBE PACKAGING, SEE PACKAGING SPEC. PK 95003

SHEET 2

PART NO FOR JACK ASSEMBLY
S.M.T. STANDARD VERSION

HOUSING SIZE	LOADED CONTACTS	PLATING	LC P FIBER GLASS FILLED 94V0, COLOR BLACK.							
			NO KEY	TOOLED	KEY	TOOLED	NO KEY	TOOLED		
			NO RIB		NO RIB		RIB		TOOLED	
4	4	2	95503-6451	X						
6	4	2	95503-6651	X						
6	6	2	95503-6671	X						
8	8	2	95503-6891	X			95503-6887	X		
		2								

PART NO FOR JACK ASSEMBLY
S.M.T. SHORT VERSION

LC P FIBER GLASS FILLED 94V0, COLOR BLACK.							
NO KEY	TOOLED	KEY	TOOLED	NO KEY	TOOLED		TOOLED
NO RIB		NO RIB		RIB			TOOLED
95503-6894	X						

TOOLED	X
NOT TOOLED	

REMOVED PART #'s
 EC NO: E2007-1039
 DRWN:DBYRNES 2007/06/26
 CHKD: 2007/06/26
 APPR:EOMAHONY 2007/07/09

QUALITY SYMBOLS
 = 0
 = 0

GENERAL TOLERANCES (UNLESS SPECIFIED)

	mm	INCH
4 PLACES	±---	±---
3 PLACES	±---	±---
2 PLACES	±---	±---
1 PLACE	±---	±---
ANGULAR	±----°	

DRAFT WHERE APPLICABLE
 MUST REMAIN WITHIN DIMENSIONS

DIMENSION STYLE
 MM/IN

DRAWN BY DATE
 TMARTIN 2005/06/16

CHECKED BY DATE
 FCARABETTA 2005/06/16

APPROVED BY DATE
 KNOLLER 2005/06/16

MATERIAL NO.
 SEE CHART

SCALE

DESIGN UNITS
 METRIC

THIRD ANGLE PROJECTION

LOW PROFILE T/E JACK
 SMT VERSION

MOLEX INCORPORATED

DOCUMENT NO. SD-95503-003

SHEET NO. 5 OF 5

THIS DRAWING CONTAINS INFORMATION THAT IS PROPRIETARY TO MOLEX INCORPORATED AND SHOULD NOT BE USED WITHOUT WRITTEN PERMISSION