



SMD SPECIFICATION

Part No./型号 1206LWCT



ATTENTION
OBSERVE PRECAUTIONS
FOR HANDLING
ELECTROSTATIC
DISCHARGE
SENSITIVE
DEVICES

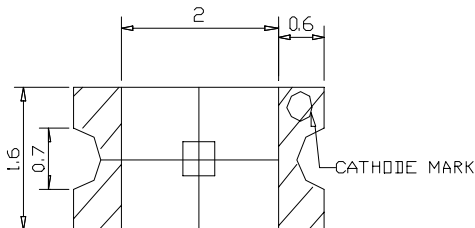
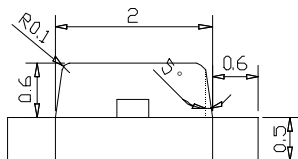
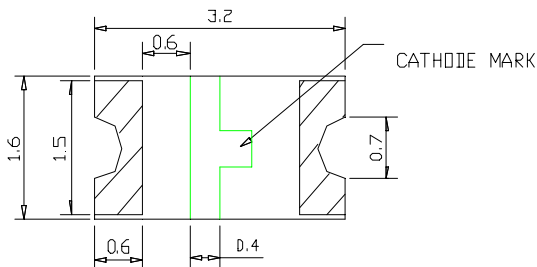
1、Features/特征:

- Emitting Color/发光颜色: Aqua White/白色
- Lens Type/封装特性: Green Diffused/黄色散射
- Device Outline/外形特征: 3.2×1.6×1.1mm
- RoHS compliant/符合 RoHS 标准

2、Applications/应用:

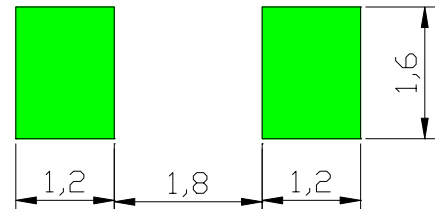
- Backlight for Mobile, Machine Vision, LCD Display/手机、电话、显示屏背光源
- Backlight in Dashboard and switch of Automove/汽车仪表盘、记程器背光源
- 特殊场合的装饰、照明

3、Outline Dimensions/产品外形尺寸:

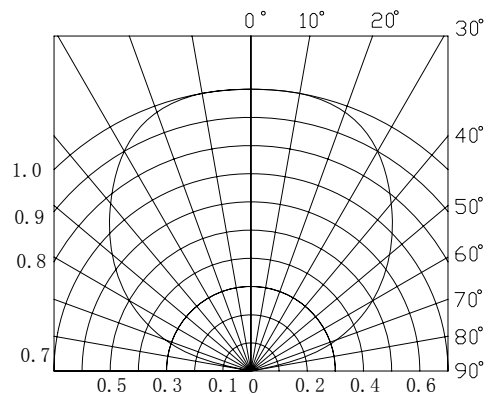


被推荐的回焊焊盘尺寸:

Recommended Pad Size



SPATIAL DISTRIBUTION





SMD SPECIFICATION

Part No./型号 1206LWCT

4、Absolute maximum ratings/极限参数 (Ta = 25°C)

Parameter 参数	Symbol 符号	Test Condition 测试条件	Value 参数		Unit 单位
			Min.	Max.	
Power Dissipation 损耗功率	Pd	—	—	70	mW
Reverse Voltage 反向电压	VR	IR = 30 μ A	5	—	V
Pulse Current 正向峰值电流	IFp	Duty=0.1, 1kHz	—	100	mA
Forward Current 正向工作电流	IFm	—	—	20	mA
Operating Temperature 工作温度范围	Topr	—	-40	+85	°C
Storage Temperature 储存温度范围	Tstr	—	-40	+85	°C

5、Electrical and optical characteristics/光电参数 (Ta = 25°C)

Parameter 参数	Symbol 符号	Test Condition 测试条件	Value 参数			Unit 单位
			Min.	Typ.	Max.	
Forward Voltage 正向电压	VF	IF = 20mA	—	3.0	3.4	V
Reverse Current 反向电流	IR	VR = 5V	—	—	30	μ A
Chromaticity coordinates 色坐标	CIE-X	IF = 20mA	—	0.31	—	—
	CIE-Y			0.31		
Luminous Intensity 发光强度	IV	IF = 20mA	—	770	—	mcd
Viewing Angle 发光指向角	2 θ 1/2	IF = 20mA	—	120	—	Deg.



SMD SPECIFICATION

Part No./型号 1206LWCT

6. Forward Voltage And Intensity Bin Limits / 电压和亮度等级

(1) Forward Voltage Bin Limits (IF=20mA)

Rank	VF (V)	
	Min	Max
D	2.7	2.8
F	2.8	2.9
H	2.9	3.0
J	3.0	3.1
L	3.1	3.2
N	3.2	3.3
Q	3.3	3.4
S	3.4	3.5

Tolerance: $\pm 0.1V$

(2) Intensity Bin Limits (IF=20mA)

Rank	IV (mcd)	
	Min	Max
Q	390	550
R	550	770
S	770	1100

Tolerance: $\pm 10\%$



SMD SPECIFICATION

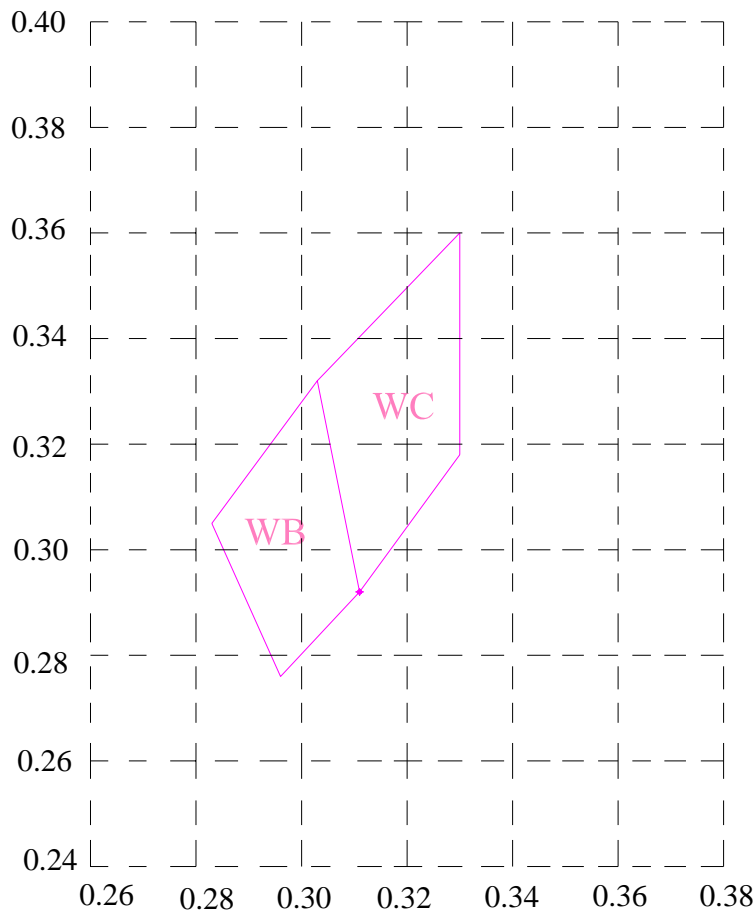
Part No./型号 1206LWCT

7、Chromaticity coordinates/色度坐标 (IF=20mA)

Tolerance: ± 0.01

Bin Code	CIE-X	CIE-Y
WB	0.296	0.276
	0.283	0.305
	0.303	0.332
	0.311	0.292
WC	0.311	0.292
	0.303	0.332
	0.330	0.360
	0.330	0.318

Diagram

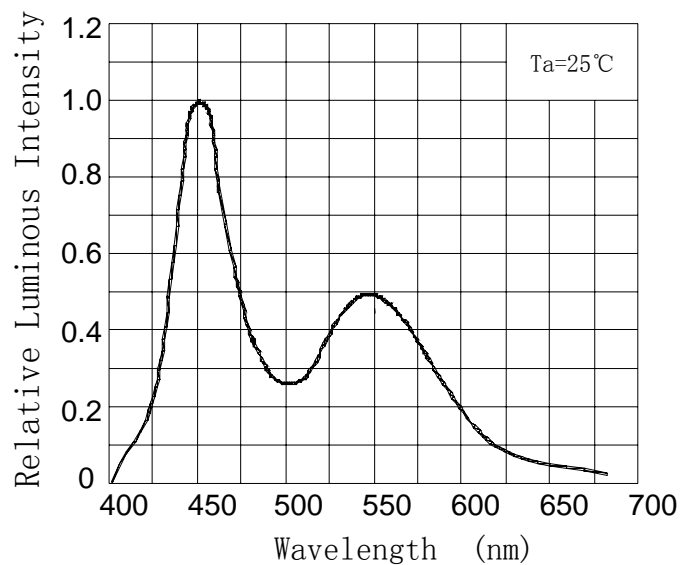
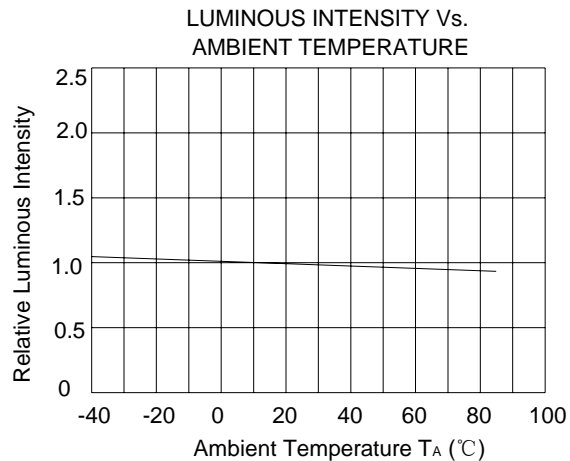
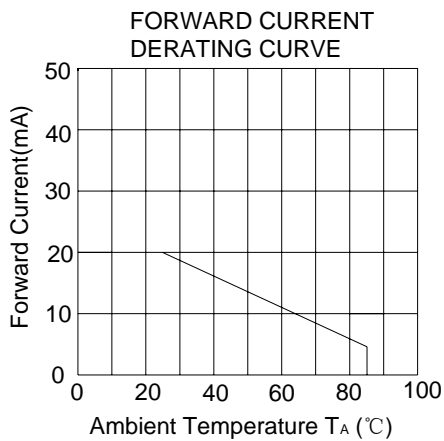
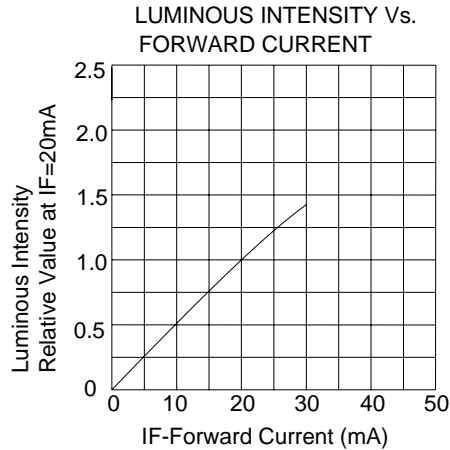
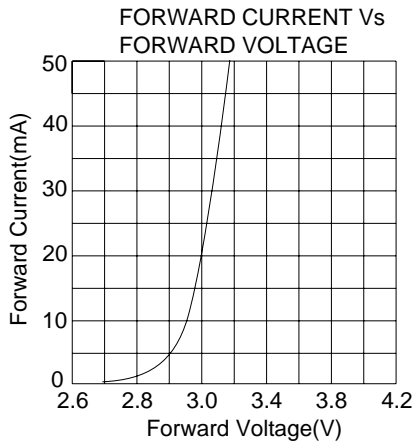




SMD SPECIFICATION

Part No./型号 1206LWCT

8、Typical electrical/optical characteristic curves/光电特性曲线:





SMD SPECIFICATION

Part No./型号 1206LWCT

9、Relibility Analysis/可靠性分析

9.1 Test Items And Results/测试项目和结果

No.	Item/项目	Test Condition/测试条件	Spec. / 引用标准	Q'ty/ 数量	Time/时间	Standard/判定
1	IR Reflow (Reflow Soldering) /回流焊接	Tsld=260°C, 10sec	GB/T 4937, II, 2.2	20	2times	ALL PASS
2	Solder ability/可焊性	Tsld=235±5°C, 3sec			1times Over 95%	ALL PASS
3	Temperature Cycle/高低温循环	-40°C—— 100°C 30min ~ 30min The cut is not more than 1 min	GB/T 4937, III, 1	20	50cycles	ALL PASS
4	Moisture Resistance Cyclic /湿热循环	25°C/12hr~ 55°C/12hr 95%RH	GB/T 4937, III, 4	20	6cycles	ALL PASS
5	High Temperature Storage /高温储存	Ta=100°C	GB/T 4937, III, 2	20	1000hrs	ALL PASS
6	Low Temperature Storage /低温储存	Ta=-40°C	GB/T 4937, III, 2	20	1000hrs	ALL PASS
7	Steady State perating Life /电耐久性	IF=20mA Ta=25°C	GB/T 18904.3 Part A	20	1000hrs	Iv decay <30%

9.2 Criteria For Judging Damage/判断标准

Item/项目	Symbol/ 符号	Test conditions /测试条件	Criteria for Judgement /判断标准	
			Min./最小值	Max./最大值
Luminous Intensity/亮度	Iv	IF=20mA	Iv*0.7	/
Forward Voltage/正向电压	VF	IF=20mA	/	U.S.L*1.1
Reverse current/反向电流	IR	VR=5v	/	U.S.L*2

*U.S.L.: Upper Standard Level / 上限

*L.S.L.: Lower Standard Level / 下限