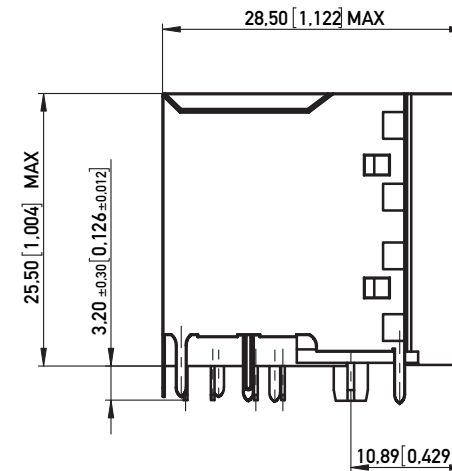
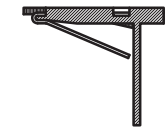


IMPROVED CONTACT DESIGN
(PRE BEND)



Technical specifications

Materials & Finish	Standard applic.	Value
Insulation body	Standard description	PA66
Contact material	Standard description	C5210 (acc.JIS)
Contact finish, mating zone	Thickness of plating	30 µin Au over 50 µin Ni
Contact finish termination zone	Thickness of plating	80 µin matte Sn over 50 µin Ni
Shell/shield material	Standard description	SUS301 (acc.JIS)
Shell/shield plating	Thickness of plating	N.A.

Assembly process		
Packaging	Tray	
Solder temperature	235°C at 3-5s	
Suitable assembly process	wave	

Approvals		
UL insulation body	UL 94	V0
UL File No.		E145613
RoHS compliant		Yes

Test Data	Standard applic.	Value
Mechanical properties		
Insertion/withdrawal force	IEC 603-7	max. 20 N
Mechanical operations	IEC 512-5, 9a	min. 1.000
Effectiveness of connector coupling device	IEC 512-8, 15f	50 N

Electrical properties		
Creepage / clearance distances		
a) Contact - contact	IEC 807-3	0.52 mm
b) Contact - shell	IEC 807-3	min. 1.0 mm
Voltage proof (Dielectric Withstand Voltage)		
a) Contact - contact	IEC 512-2, 4a	min. 1.000 V AC/DC
b) Contact - shell/testpanel	IEC 512-2, 4a	min. 1.500 V AC/DC
Current carrying capacity	IEC 512-3, 5b	1.5 A @ 25° C
Contact resistance	IEC 512-2, 2a	max. 30 mOhm
Insulation resistance	IEC 512-2, 3a	min. 500 MOhm

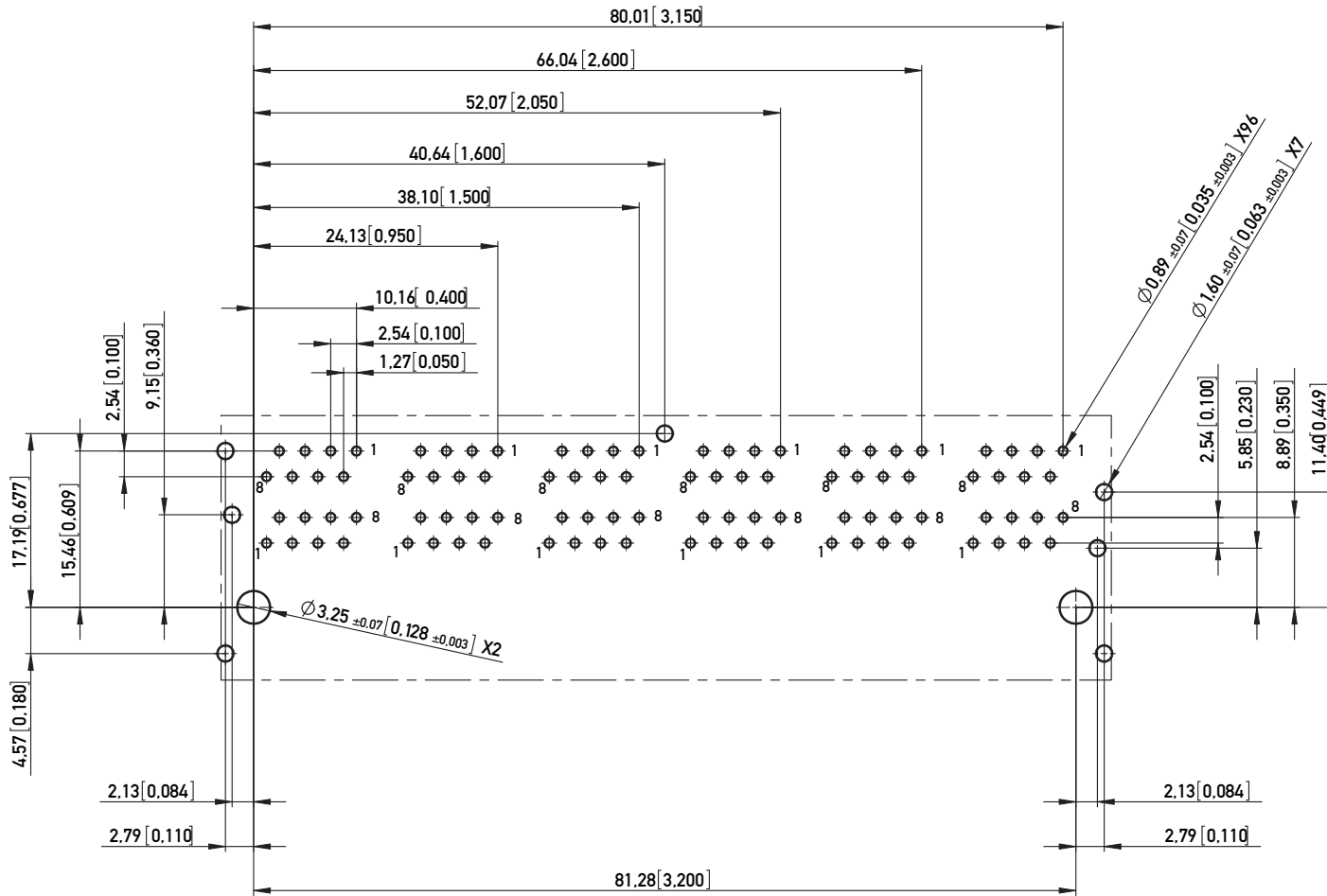
Environmental properties		
Operation temperature		0 - 70° C

- NOTE 1: ONE REAR GROUNDING PIN CENTERED
- NOTE 2: C - UL APPROVED E145613 AND MEETS FCC REQUIREMENTS
- NOTE 3: 3 SIDE GROUND PINS EACH SIDE; STAGGERED (S1)
- NOTE 4: RoHS COMPLIANT

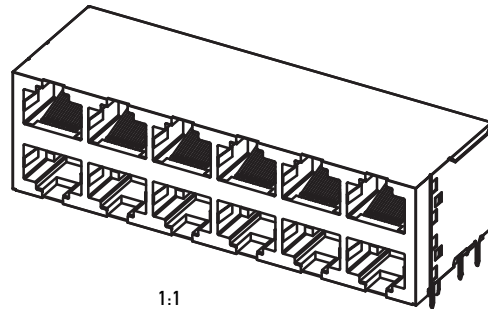
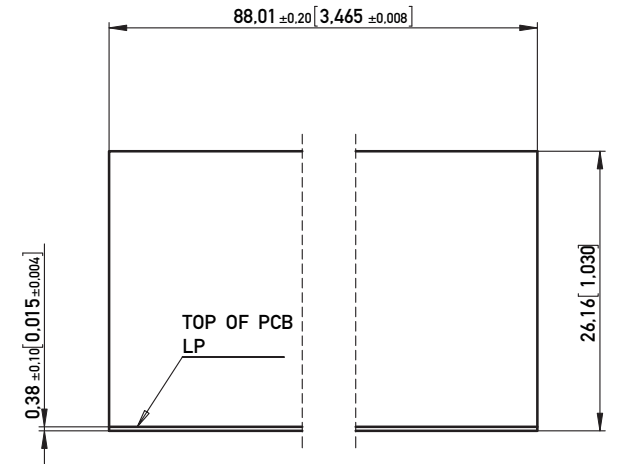
Copyright by ERNI GmbH
Proprietary notice pursuant to ISO 16016 to be observed.

Information:		Tolerances		Scale	2:1
		All Dimensions in mm[in]			
All rights reserved. Only for Information. To insure that this is the latest version of this drawing, please contact one of the ERNI companies before using.		Subject to modification without prior notice. Drawing will not be updated.		Designation	
				MOD JACK - MJD 8P8C, 2X6, CATEGORY 5	
		www.ERNI.com		133027	
A	27.06.2007			1 (1/2)	
Index	Date			A3	
				Class	MJ

RECOMMENDED PCB LAYOUT (COMPONENT SIDE VIEW)
 EMPFOHLENES LEITERPLATTEN-LAYOUT (BESTUECKUNGSSEITE)
 TOL. ±0.05 [0.002] UNLESS NOTED



RECOMMENDED PANEL CUTOUT
 EMPFOHLENER FRONTPLATTEN-AUSSCHNITT



1:1

Copyright by ERNI GmbH
 Proprietary notice pursuant to ISO 16016 to be observed.

Information:		Tolerances	 All Dimensions in mm [in]	Scale	2:1
All rights reserved. Only for Information. To insure that this is the latest version of this drawing, please contact one of the ERNI companies before using.		Subject to modification without prior notice. Drawing will not be updated.		Designation	
		www.ERNI.com		MOD JACK - MJD 8P8C, 2X6, CATEGORY 5	
Index	Date			133027	
				Class	MJ
					1 (2/2) A3