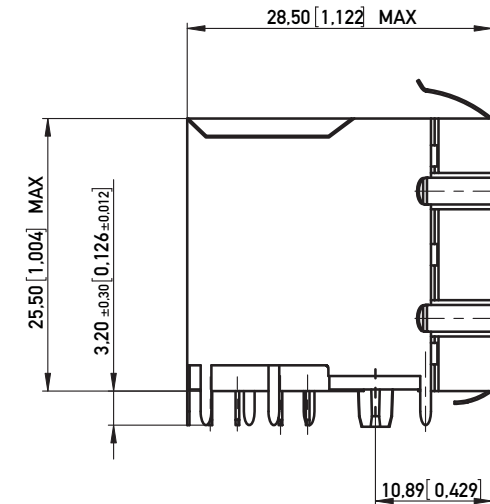
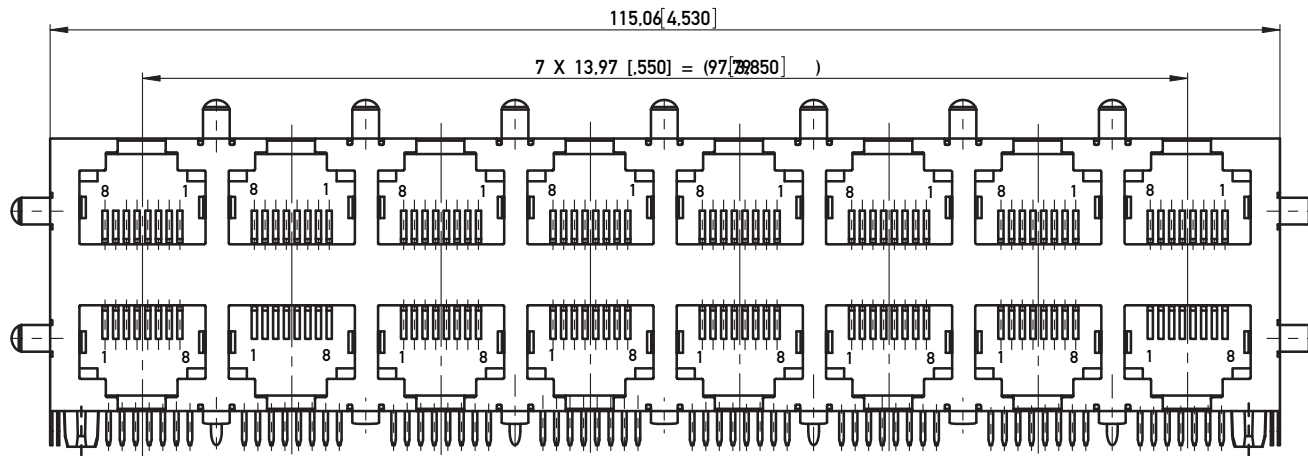
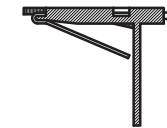


IMPROVED CONTACT DESIGN  
(PRE BEND)



## Technical specifications

Materials & Finish	Standard applic.	Value	Test Data	Standard applic.	Value
Insulation body	Standard description	PBT 30%	<b>Mechanical properties</b>		
Contact material	Standard description	C5210 (acc.JIS)	Insertion/withdrawal force	IEC 603-7	max. 20 N
Contact finish, mating zone	Thickness of plating	30 µm Au over 50 µm Ni	Mechanical operations	IEC 512-5, 9a	min. 1.000
Contact finish termination zone	Thickness of plating	80 µm matte Sn over 50 µm Ni	Effectiveness of connector coupling device	IEC 512-8, 15f	50 N
Shell/shield material	Standard description	C2680 (acc.JIS)	<b>Electrical properties</b>		
Shell/shield plating	Thickness of plating	50 µm Ni	<b>Creepage / clearance distances</b>		

Assembly process		
Packaging	Tray	
Solder temperature	235°C at 3-5s	
Suitable assembly process	wave	

Approvals		
UL insulation body	UL 94	V0
UL File No.	E145613	
RoHS compliant	Yes	

a) Contact - contact	IEC 807-3	0.52 mm
b) Contact - shell	IEC 807-3	min. 1,0
<b>Voltage proof (Dielectric Withstand Voltage)</b>		
a) Contact - contact	IEC 512-2, 4a	min. 1.000 V AC/DC
b) Contact - shell/testpanel	IEC 512-2, 4a	min. 1.500 V AC/DC
Current carrying capacity	IEC 512-3, 5b	1,5 A @ 25° C
Contact resistance	IEC 512-2, 2a	max. 30 mOhm
Insulation resistance	IEC 512-2, 3a	min. 500 MOhm
<b>Environmental properties</b>		
Operation temperature		0 - 70° C

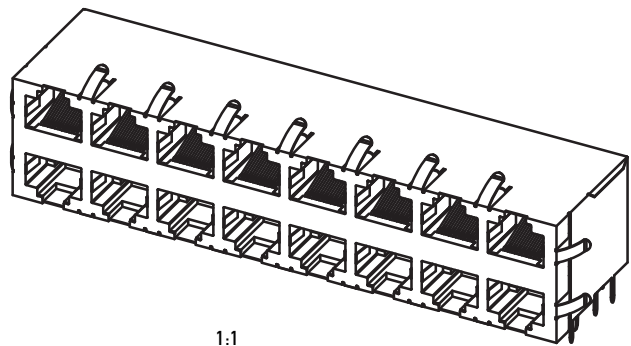
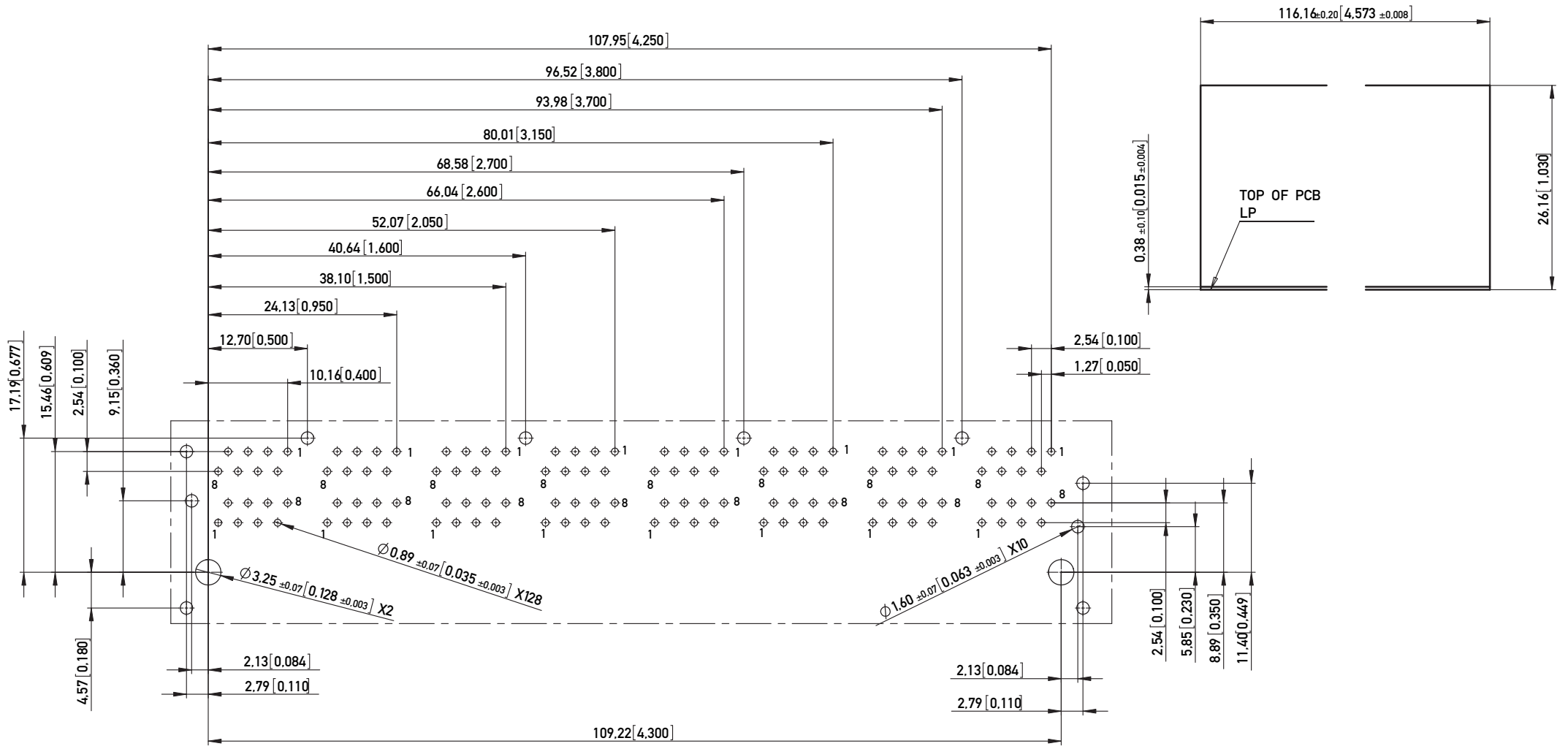
- NOTE 1: PANEL GROUND FLANGES TOP, BOTTOM, SIDES (GF9)  
 NOTE 2: GROUNDING PIN BETWEEN EVERY OTHER PORT [P]  
 NOTE 3: 3 SIDE GROUND TABS EACH SIDE, STAGGERED (S1)  
 NOTE 4: RoHS COMPLIANT

Copyright by ERNI GmbH  
 Proprietary notice pursuant to ISO 16016 to be observed.

Information:		Tolerances		Scale	2:1
All rights reserved. Only for Information. To insure that this is the latest version of this drawing, please contact one of the ERNI companies before using.		All Dimensions in mm [in]		Designation	
Subject to modification without prior notice. Drawing will not be updated.		www.ERNI.com		MOD JACK - MJD 8P8C, 2X8, CATEGORY 5	
D	10.05.2007	133037		1 (1/2)	
Index	Date	A3		Class MJ	

RECOMMENDED PCB LAYOUT (COMPONENT SIDE VIEW)  
 EMPFOHLENES LEITERPLATTEN-LAYOUT (BESTUECKUNGSSEITE)  
 TOL. ±0.05 [0.002] UNLESS NOTED

RECOMMENDED PANEL CUTOUT  
 EMPFOHLENER FRONTPLATTEN-AUSSCHNITT



1:1

Copyright by ERNI GmbH  
 Proprietary notice pursuant to ISO 14014 to be observed.

Information:		Tolerances	 All Dimensions in mm(in)	Scale 2:1
All rights reserved. Only for Information. To insure that this is the latest version of this drawing, please contact one of the ERNI companies before using.		Subject to modification without prior notice. Drawing will not be updated.		Designation
		www.ERNI.com		<b>MOD JACK - MJD</b> <b>8P8C, 2X8, CATEGORY 5</b>
Index		Date		<b>133037</b>
				1 (2/2) A3
				Class MJ