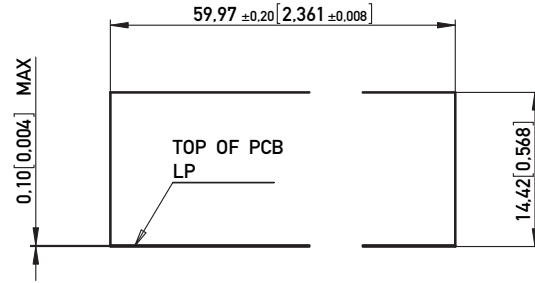
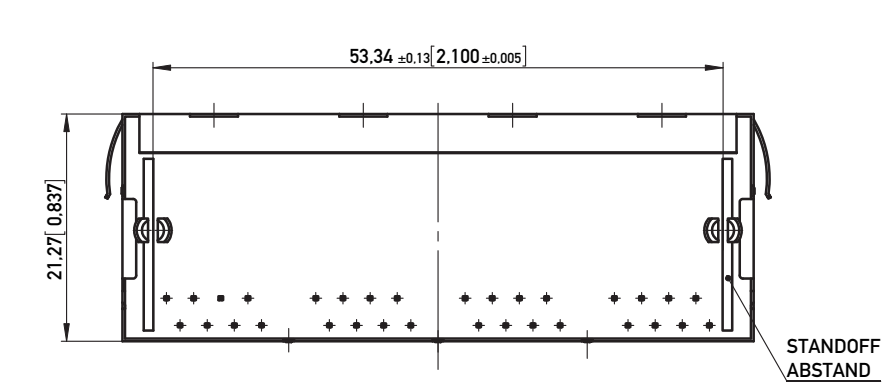
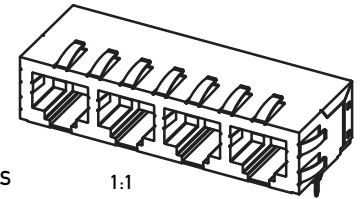
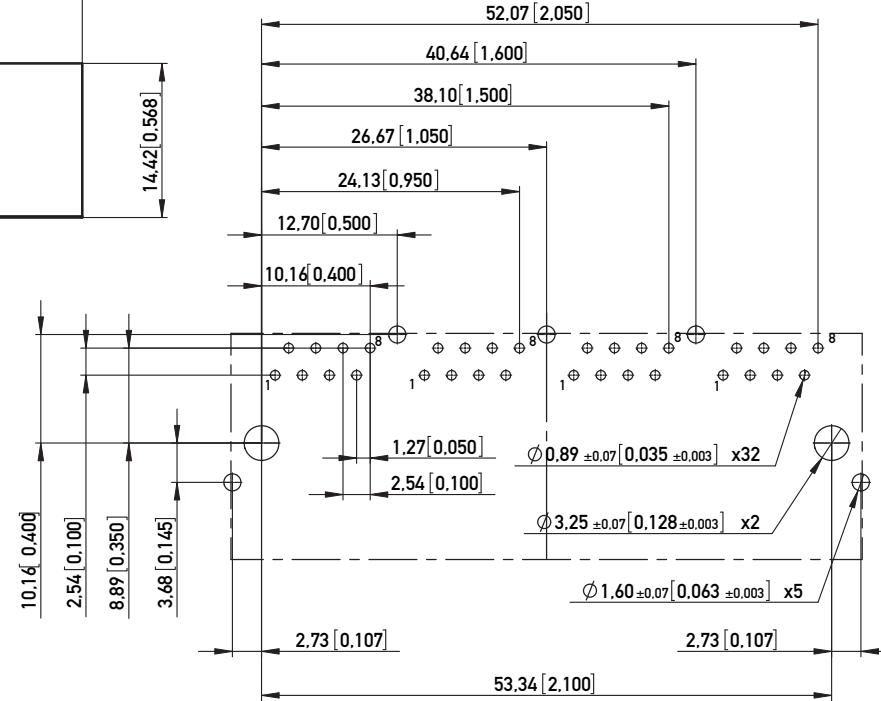
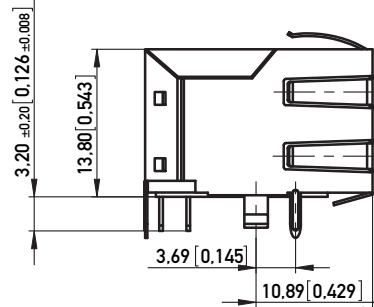
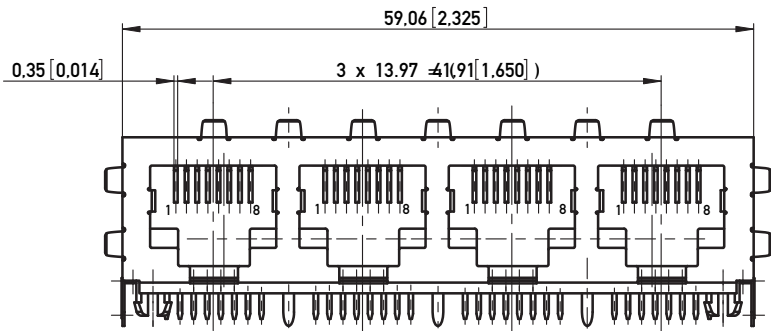
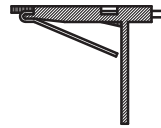


RECOMMENDED PANEL CUTOUT  
EMPFOHLENER FRONTPLATTEN-AUSSCHNITT

RECOMMENDED PCB LAYOUT (COMPONENT SIDE VIEW)  
EMPFOHLENES LEITERPLATTEN-LAYOUT (BESTUECKUNGSSEITE)  
TOL. ±0.05 [0.002] UNLESS NOTED



IMPROVED CONTACT DESIGN  
(PRE BEND)



- NOTE 1: PANEL GROUND FLANGES TOP, BOTTOM, SIDES (GF5)  
NOTE 2: GROUNDING PIN BETWEEN EACH PORT (T)  
NOTE 3: C-UL APPROVED E145613 AND MEETS FCC REQUIREMENTS  
NOTE 4: RoHS COMPLIANT

Technical specifications

Materials & Finish

Insulation body	Standard description	PBT 30%
Contact material	Standard description	C5210 (acc. JIS)
Contact finish, mating zone	Thickness of plating	30 µin Au over 50 µin Ni
Contact finish termination zone	Thickness of plating	80 µin matte Sn over 50 µin Ni
Shell/shield material	Standard description	C2680 (acc. JIS)
Shell/shield plating	Thickness of plating	50 µin Ni

Assembly process

Packaging	Tray
Solder temperature	235°C at 3-5s
Suitable assembly process	wave

Approvals

UL insulation body	UL 94	V0
UL File No.		E145613
RoHS compliant		Yes

Test Data

Mechanical properties	Standard applic.	Value
Insertion/withdrawal force	IEC 603-7	max. 20 N
Mechanical operations	IEC 512-5, 9a	min. 1.000
Effectiveness of connector coupling device	IEC 512-8, 15f	50 N

Electrical properties

Creepage / clearance distances	Standard applic.	Value
a) Contact - contact	IEC 807-3	0.52 mm
b) Contact - shell	IEC 807-3	min. 1.0 MM
Voltage proof (Dielectric Withstand Voltage)		
a) Contact - contact	IEC 512-2, 4a	min. 1.000 V AC/DC
b) Contact - shell/testpanel	IEC 512-2, 4a	min. 1.500 V AC/DC
Current carrying capacity	IEC 512-3, 5b	1.5 A @ 25° C
Contact resistance	IEC 512-2, 2a	max. 30 mOhm
Insulation resistance	IEC 512-2, 3a	min. 500 MOhm

Environmental properties

Operation temperature	0 - 70° C
-----------------------	-----------

PART NO. IDENT. NR.	TRANSMISSION REQUIREMENT ÜBERTRAGUNGSANFORDERUNG
133919	CATEGORY 5
133496	CATEGORY 5E

Copyright by ERNI GmbH  
Proprietary notice pursuant to ISO 14014 to be observed

Information:	Tolerances		Scale	2:1
All rights reserved. Only for Information. To ensure that this is the latest version of this drawing, please contact one of the ERNI companies before using.		All Dimensions in mm(in)		Designation
Subject to modification without prior notice. Drawing will not be updated.		www.ERNI.com		<b>MOD JACK - MJR 8P8C, 1X4</b>
ERNI		www.ERNI.com		<b>133810</b>
G	29.08.2007			1 (1/1)
Index	Date	Class		A3
		Class		MJ