

## Sensor/Actuator cable - SAC-4P- 5,0-PVC/M 8FR B-L - 1404719

Please be informed that the data shown in this PDF Document is generated from our Online Catalog. Please find the complete data in the user's documentation. Our General Terms of Use for Downloads are valid (<http://download.phoenixcontact.com>)



Sensor/Actuator cable, 4-position, PVC, Black RAL 9005, Free cable end, on Socket angled M8, Cable length: 5 m



### Key commercial data

Packing unit	0
Minimum order quantity	1
GTIN	 4 046356 725019
Custom tariff number	85444290
Country of origin	POLAND

### Technical data

#### General data

Rated current at 40°C	4 A
Rated voltage	30 V
Number of positions	4
Volume resistance	≤ 5 mΩ
Insulation resistance	≥ 100 MΩ
Length of cable	5 m
Ambient temperature (operation)	-25 °C ... 90 °C (Male connector / female connector)

#### General characteristics

Standards/regulations	M8 plug-in connector IEC 61076-2-104
Coding	A - standard
Surge voltage category	II
Pollution degree	3
Degree of protection	IP65/67
Torque	0.2 Nm (M8 plug-in connectors)
Contact material	CuSn
Contact surface material	Ni/Au
Contact carrier material	TPU GF
Material of grip body	TPU, hardly inflammable, self-extinguishing

# Sensor/Actuator cable - SAC-4P- 5,0-PVC/M 8FR B-L - 1404719

## Technical data

### General characteristics

Material, knurls	Zinc die-cast, nickel-plated
Status display	No

### Conductor data

Cable type	PVC black
Cable type (abbreviation)	PVC
Cable abbreviation	LiYY
Conductor cross section	4x 0.25 mm <sup>2</sup> (signal line)
AWG signal line	24
Conductor structure signal line	32x 0.10 mm
Core diameter including insulation	1.25 mm ±0.02 mm
Thickness, insulation	≥ 0.23 mm (Core insulation)
Thickness, insulation	≥ 0.76 mm (Outer cable sheath)
Wire colors	brown, white, blue, black
Overall twist	4 wires, twisted
External sheath, color	Black RAL 9005
External cable diameter D	4.7 mm ±0.15 mm
Cable weight	33 kg/km
Outer sheath, material	PVC
Material conductor insulation	PVC
Conductor material	Bare Cu litz wires
Insulation resistance	≥ 100 MΩ*km (at 20 °C)
Conductor resistance	max. 78 Ω/km (at 20 °C)
Nominal voltage, conductor	≤ 300 V
Test voltage, conductor	≥ 3000 V
Flame resistance	As per UL-Style 2464
Ambient temperature (operation)	-25 °C ... 80 °C (cable, fixed installation)
Ambient temperature (operation)	-5 °C ... 80 °C (cable, flexible installation)

## Classifications

### ETIM

ETIM 3.0	EC001855
ETIM 4.0	EC001855
ETIM 5.0	EC001855

### UNSPSC

UNSPSC 11	31251501
UNSPSC 12.01	31251501
UNSPSC 13.2	31251501
UNSPSC 6.01	31251501
UNSPSC 7.0901	31251501

# Sensor/Actuator cable - SAC-4P- 5,0-PVC/M 8FR B-L - 1404719

## Classifications

eCl@ss

eCl@ss 4.0	27060306
eCl@ss 4.1	27060306
eCl@ss 5.0	27061801
eCl@ss 5.1	27061801
eCl@ss 6.0	27061801
eCl@ss 7.0	27061801

## Approvals

### Approvals

---

Approvals

UL Listed / cUL Listed / cULus Listed

---

Ex Approvals

---

Approvals submitted

---

### Approval details

UL Listed	
Nominal current I <sub>N</sub>	4 A
Nominal voltage U <sub>N</sub>	125 V

cUL Listed	
Nominal current I <sub>N</sub>	4 A
Nominal voltage U <sub>N</sub>	125 V

cULus Listed	
--------------	--

## Accessories

Accessories

## Sensor/Actuator cable - SAC-4P- 5,0-PVC/M 8FR B-L - 1404719

### Accessories

#### Marking

Insert label - PABA WH/15 - 1013151



Insert label, white, Unlabeled, Can be labeled with: Plotter, Mounting type: Thread on, Cable diameter: 0.6-50 mm, Lettering field: 15 x 4 mm

---

Insert label - PABA YE/15 - 1013698



Insert label, yellow, Unlabeled, Can be labeled with: Plotter, Mounting type: Thread on, Cable diameter: 0.6-50 mm, Lettering field: 15 x 4 mm

---

Insert label - PABA RD/15 - 1013944



Insert label, red, Unlabeled, Can be labeled with: Plotter, Mounting type: Thread on, Cable diameter: 0.6-50 mm, Lettering field: 15 x 4 mm

---

Conductor marker carrier - PATG 2/23 - 1013850



Conductor marker carrier, transparent, Unlabeled, Mounting type: Slide on, Cable diameter: 2-4 mm, Lettering field: 4 x 23 mm

---

Conductor marker carrier - PATG 3/23 - 1013863



Conductor marker carrier, transparent, Unlabeled, Mounting type: Slide on, Cable diameter: 4-7 mm, Lettering field: 4 x 23 mm

---

## Sensor/Actuator cable - SAC-4P- 5,0-PVC/M 8FR B-L - 1404719

### Accessories

Conductor marker carrier - PATG 4/23 - 0808011



Conductor marker carrier, transparent, Unlabeled, Mounting type: Slide on, Cable diameter: 6-10 mm, Lettering field: 4 x 23 mm

---

Marker pen - B-STIFT - 1051993



Marker pen, for manual labeling of unprinted Zack strips, smear-proof and waterproof, line thickness 0.5 mm

---

### Protection and sealing elements

Screw plug - PROT-M 8 MS-PA-CHAIN - 1430860



M8 sealing cap made of plastic with fixing band for sensor cables, for M8 sockets

---

### Tools

Cable-cutting tool - CUTFOX-S VDE - 1212207



Diagonal cutter for copper and aluminum conductors, VDE-tested

---

Stripping tool - WIREFOX SAC - 1212623



Stripping pliers, for halogen-free sensor/actuator cables (SAC cables), with PUR and PVC insulation, from Ø of 4.4 to 7 mm, any stripping length

---

## Sensor/Actuator cable - SAC-4P- 5,0-PVC/M 8FR B-L - 1404719

### Accessories

Stripping tool - WIREFOX 10 - 1212150



Stripping tool, for cables and conductors from 0.02 - 10 mm<sup>2</sup>, self-adjusting, stripping length of up to 18 mm, cutting capacity of up to 10 mm<sup>2</sup> stranded/1.5 mm<sup>2</sup> solid, replaceable stripping blade

Torque screwdriver - TSD 02 SAC - 1208487



Torque screwdriver, with preset torque of 0.2 Nm and 4 mm hexagonal drive for M8 connectors

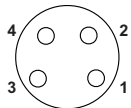
Tool - SAC BIT M8-D10 - 1208461



Nut for assembling sensor/actuator cables with M8 connector and for M8 connectors with QUICKON fast connection technology, for 4 mm hexagonal drive

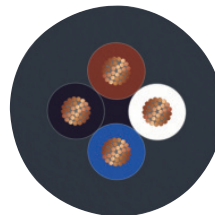
### Drawings

Schematic diagram



Pin assignment M8 socket, 4-pos., view female side

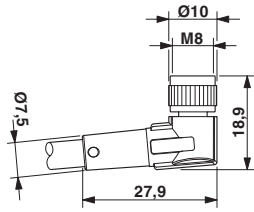
Cable cross section




PVC black [PVC]

# Sensor/Actuator cable - SAC-4P- 5,0-PVC/M 8FR B-L - 1404719

Dimensioned drawing

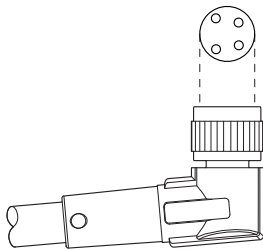


Circuit diagram



Socket M8 x 1, angled

Schematic diagram



Contact assignment of M8 socket

Layout of connector pin assignments