

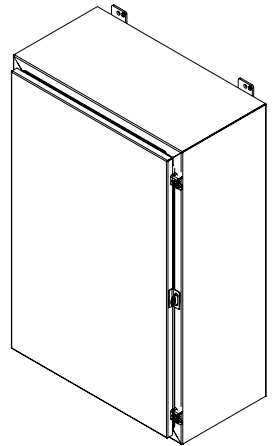
PART No. 1418L12

for more information visit

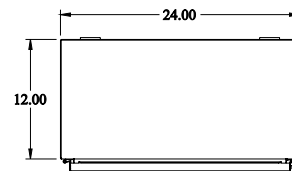
www.hammfg.com

Data subject to change without notice


Isometric drawing Not to Scale




ISOMETRIC VIEW



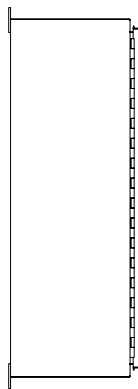
TOP VIEW



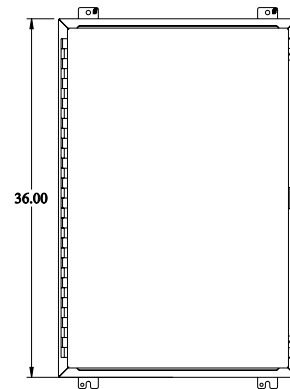
INNER PANEL



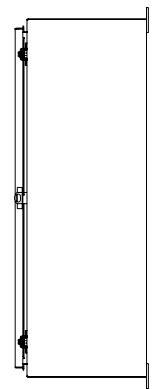
BACK VIEW



SIDE VIEW



FRONT VIEW



SIDE VIEW



BOTTOM VIEW