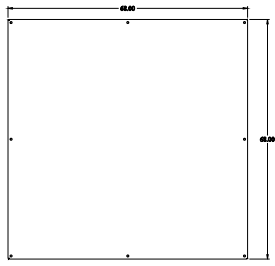
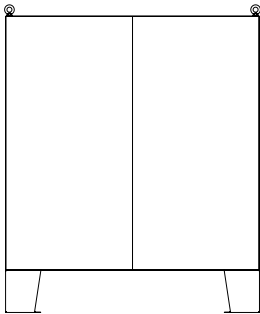



 **PART No. 1422N4S16F24F**
for more information visit
www.hamming.com
Data subject to change without notice
Isometric drawing Not to Scale



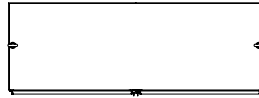
INNER PANEL



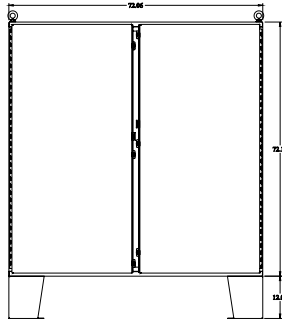
BACK VIEW



SIDE VIEW



TOP VIEW



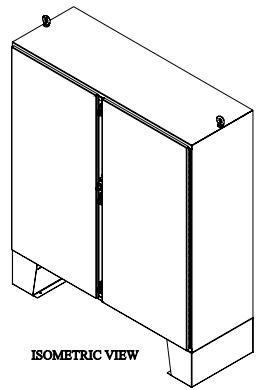
FRONT VIEW



BOTTOM VIEW



SIDE VIEW



ISOMETRIC VIEW