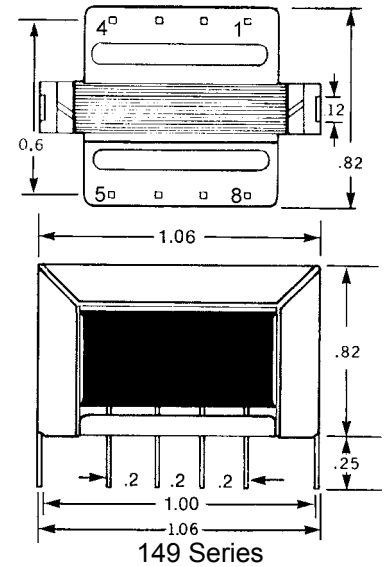

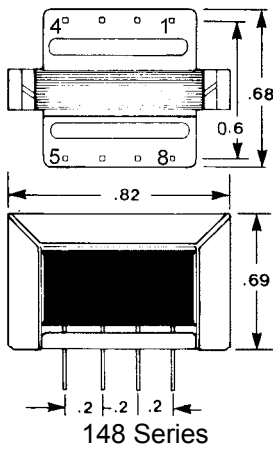


P.C. Board Mount (148-149 Series)



P.C. BOARD MOUNT AUDIO TRANSFORMERS

- Pin type (0.25" length & 0.025" square), P.C. board mount.
- Economical, open type, horizontal bracket construction. 149 Series includes clinching lugs for extra mounting strength.
- Frequency response 200 Hz. - 15 Khz. (+/- 1 db, ref. @ 1 Khz.).
- Total distortion approximately 2% for drivers and 1% for outputs at 200 Hz., decreasing at higher frequencies.
- Insertion loss less than 1/2 db.
- Bifilar wound for balanced capacitive and resistance characteristics, on pin bobbins for standard 0.2" grid pin spacing.
- Insulation test 250V RMS.
- For rugged epoxy cast type units refer to our 102, 104, 106, or 107, 108 & 109 series.
- Net weight: 0.6 oz. (148 Series) & 1.0 oz. (149 Series).

Audio

Part No.	Application	Nominal Impedance		Pri D.C. (*1) ma.	D.C. Resistance +/- 15% (*2)		Output Milliwatts	Dwg. Figure
		Primary	Secondary		Primary	Secondary		
148A	Input	150/600	600/2400	1.9	45	300	300	1
148B	Input	150	400/1600	3.8	11.3	200	300	2
148C	Input	50000	250/1000	0	1760	25.4	12	2
148D	Input	200K	1000	0	1760	6.2	3	3
148E	Driver	500	125/500	18	79	60	75	2
148F	Driver	1500	125/500	11.6	220	58	75	2
148H	Driver	3000	250/1000	7.5	480	107	75	2
148K	Driver	4000	500/2000	6.5	540	230	75	2
148M	Driver	6000	500/2000	5.3	850	230	75	2
148Q	Driver	10000	500/2000	4.1	1700	238	75	2
148R	Driver	20000	250/1000	2.4	2230	123	50	2
148T	Output	500 C.T.	3.2	2.1	41	0.34	300	4
148V	Output	600 C.T.	150 C.T.	1.9	45	14	300	5
148X	Output	4000 C.T.	3.2	0.8	380	0.34	300	4
148Y	Output	5000 C.T.	500 C.T.	0.7	410	52	300	5
149C	Driver	160	20/80	56	24	6.5	200	2
149E	Driver	300	30/120	42	41	9.7	200	2
149F	Driver	450	40/160	33	52	19	200	2
149G	Driver	600	150/600	29	92	58	200	2
149H	Driver	1000	60/240	22	155	24	200	2
149Q	Output	200 C.T.	3.2	7	19	0.4	1000	4
149S	Output	600 C.T.	150 C.T.	4	53	17	1000	5
149T	Output	600 C.T.	600 C.T.	4	53	70	1000	5
149U	Output	150/600	8	4	53	95	1000	6
149V	Hybrid	600 C.T.	300/1200	4	53	63	1000	7

NOTES:

*1) For output transformers the current figure is for maximum unbalanced current

*2) D.C. resistance shown is for the total primary or secondary windings (ie: if unit contains multiple primary or secondary windings the figure shown is with the windings connected in series).

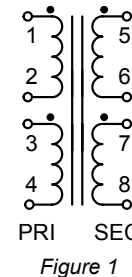


Figure 1

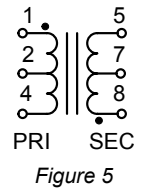


Figure 5

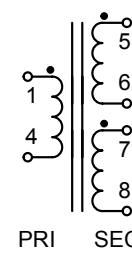


Figure 2

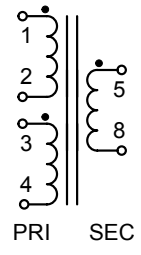


Figure 6

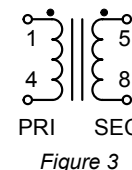


Figure 3

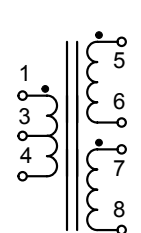


Figure 7

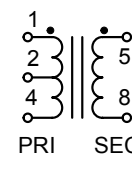


Figure 4

EUROPE
Basingstoke, UK 01256 812812

AUSTRALIA
Queenstown, Australia 61-8-8240-2244

www.hammondmfg.com



CANADA
Guelph, Ontario (519) 822-2960
St. Laurent, Quebec (514) 343-9010
USA
Cheektowaga, NY (716) 630-7030

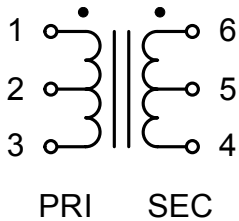


P.C. Board & Chassis Mount (140-141 Series)

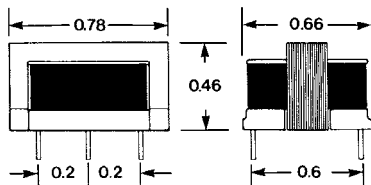


LOW PROFILE - P.C. BOARD MOUNT AUDIO TRANSFORMERS

- Pin type (0.25" length & 0.035" diameter), P.C. board mount
- Low profile, open type construction
- Frequency response 200 Hz. - 15 Khz. (+/- 2 db, ref. @ 1 Khz.)
- Net weight 0.6 oz.



Part No.	Nominal Impedance		Max. Pri. D.C. ma	D.C. Resistance		Output Milliwatts
	Primary	Secondary		Primary	Secondary	
141B	200K	1000	0	3775	85	4
141D	3000 C.T.	1000 C.T.	1	120	51	150
141F	25K	50	2	1645	65	100
141H	600 C.T.	600 C.T.	2	32	45	150
141M	30K	1200 C.T.	2	1100	47	100
141P	1200 C.T.	8	2	50	0.45	150



Audio

CHASSIS MOUNT - SHIELDED AUDIO TRANSFORMERS



- Insulated leads 5" long minimum
- Stamped steel case (Diameter of 1.25" and height of 1") for excellent shielding - low hum pick-up.
- Frequency response 70 Hz. - 11 Khz. (+/- 1 db, ref. @ 1 Khz.)
- Case hole mounting centers are 1.6"
- Net weight 2 oz.

Part No.	Application	Nominal Impedance		Overall Turns Ratio
		Primary	Secondary	Pri. to Sec.
140A	Voice Coil to Single Grid	4	60000	1:122
140B	Dyn. MIC. to Single Grid	30	60000	1:45
140C	MIC. to Single Grid	50	60000	1:34.5
140H	Bridging Line to P.P. Grids	10000	40000 C.T.	1:2
140K	MIC. to Single Grid	150	60000	1:2
140M	CRYS, MIC. to Base	100K	1500	8:1
140N	Dyn. MIC to Base	50	1500	1:5.5
140P	Line to Base	150/600	600/2400	1:2
140Q	Line to Line	600 C.T.	600 C.T.	1:1



CANADA
Guelph, Ontario (519) 822-2960
St. Laurent, Quebec (514) 343-9010
USA
Cheektowaga, NY (716) 630-7030

www.hammondmfg.com



EUROPE
Basingstoke, UK 01256 812812

AUSTRALIA
Queenstown, Australia 61-8-8240-2244