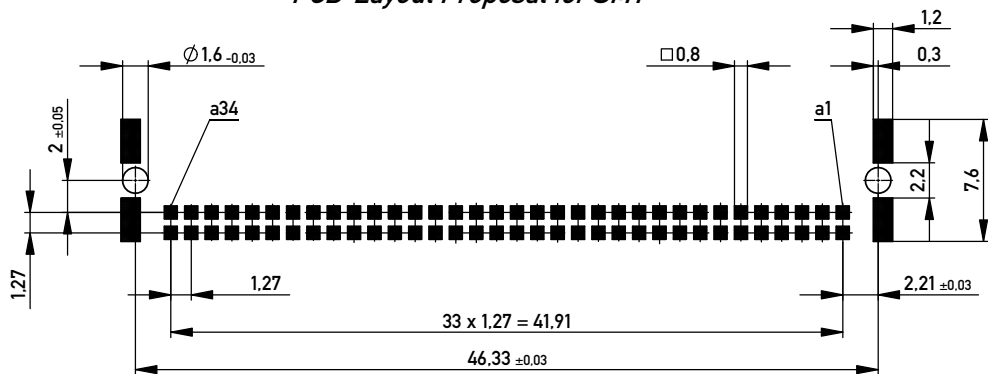
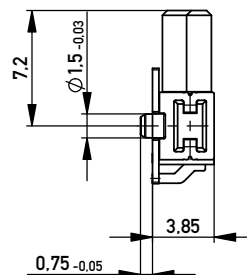
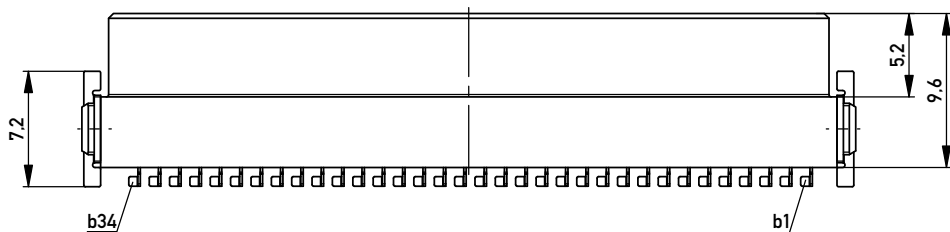
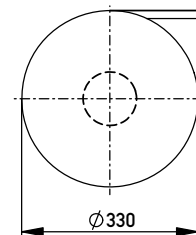


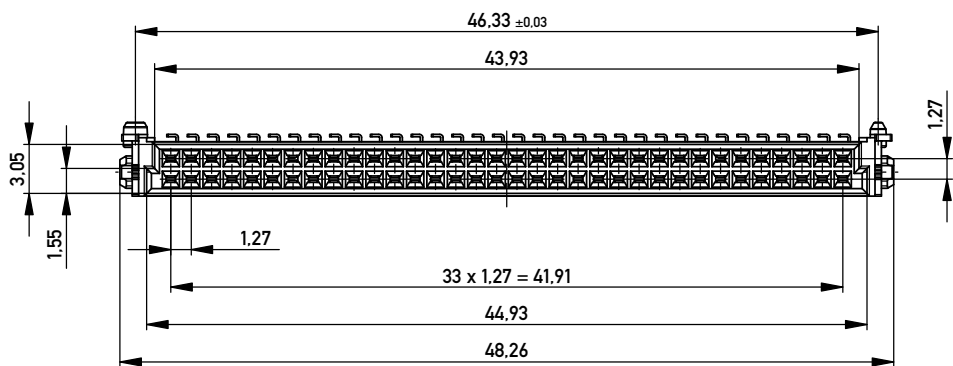
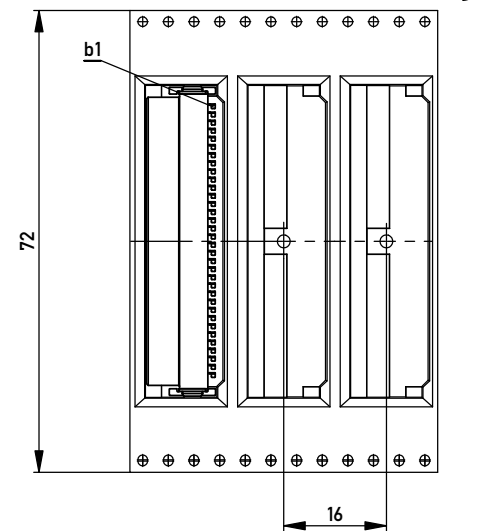
Leiterplatten-Layout Vorschlag für SMT
PCB-Layout Proposal for SMT



Verpackt im Gurt nach DIN IEC 60286-3
Tape on Reel Packaging according to DIN IEC 60286-3
Verpackungseinheit: 560 Stück
Packaging unit: 560 pcs



Abspulrichtung - Reel off Direction



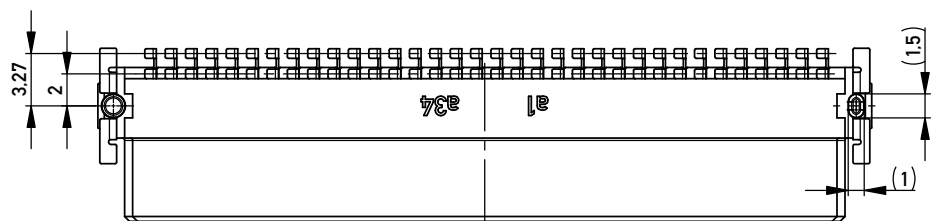
Anforderungsstufe 1
Performance Level 1

Kontaktbereich vergoldet
Mating Area gold plating

Anschlussbereich verzinkt 4-6 μm
Terminal Area 4-6 μm tin plating

Koplanarität der Anschlüsse ≤ 0.1 mm
Coplanarity Area of Termination ≤ 0.1 mm

BA7-03 - Standard Bauhöhe
type7-03 - standard assembly height



Information:	Tolerances	 All Dimensions in mm	Scale	3:1
	All rights reserved. Only for Information. To ensure that this is the latest version of this drawing, please contact one of the ERNI companies before using.			
Subject to modification without prior notice. Drawing will not be updated.	Designation Federl. SMC-Q 68-SMD-BA7-03 Female SMC-Q 68-SMD-type7-03		154743	
	ERNI www.ERNI.com		I A3	
f	22.04.2014	Class		SMCQ
Index	Date			

Copyright by ERNI GmbH
Proprietary notice pursuant to ISO 9006 to be observed.