

PLEASE CHECK WWW.MOLEX.COM FOR LATEST PART INFORMATION

Part Number: [0015912040](#)
Status: **Active**
Description: 2.54mm (.100") Pitch C-Grid® Header, Surface Mount, Dual Row, Vertical, 4 Circuits, Tin (Sn) Plating, without PCB Locator Pegs

Documents:

| | |
|---|--|
| 3D Model | Product Specification PS-71308 (PDF) |
| Packaging Specification (PDF) | RoHS Certificate of Compliance (PDF) |
| Drawing (PDF) | |

Agency Certification

| | |
|-----|---------|
| CSA | LR19980 |
| UL | E29179 |

General

| | |
|----------------|-------------------------------|
| Product Family | PCB Headers |
| Series | 71308 |
| Application | Board-to-Board, Wire-to-Board |
| Product Name | C-Grid® |

Physical

| | |
|--------------------------------|--------------------------------|
| Breakaway | Yes |
| Circuits (Loaded) | 4 |
| Circuits (maximum) | 4 |
| Color - Resin | Black |
| Durability (mating cycles max) | 25 |
| Flammability | 94V-0 |
| Glow-Wire Compliant | No |
| Lock to Mating Part | None |
| Material - Metal | Phosphor Bronze |
| Material - Plating Mating | Tin |
| Material - Plating Termination | Tin |
| Material - Resin | High Temperature Thermoplastic |
| Number of Rows | 2 |
| Orientation | Vertical |
| PCB Locator | No |
| PCB Retention | None |
| Packaging Type | Bag |
| Pitch - Mating Interface (in) | 0.100 In |
| Pitch - Mating Interface (mm) | 2.54 mm |
| Plating min: Mating (µin) | 152.4 |
| Plating min: Mating (µm) | 3.81 |
| Plating min: Termination (µin) | 152.4 |
| Plating min: Termination (µm) | 3.81 |
| Polarized to Mating Part | No |
| Polarized to PCB | No |
| Shrouded | No |
| Stackable | Yes |
| Temperature Range - Operating | -40°C to +105°C |
| Termination Interface: Style | Surface Mount |

Electrical

| | |
|-------------------------------|------|
| Current - Maximum per Contact | 3A |
| Voltage - Maximum | 250V |

Solder Process Data

| | |
|------------------------------|---------------------------|
| Lead-free Process Capability | Reflow Capable (SMT only) |
|------------------------------|---------------------------|



*Series
image - Reference only*

EU RoHS

**ELV and RoHS
Compliant**
REACH SVHC
 Not Reviewed
**Halogen-Free
Status**
Not Reviewed

China RoHS



**Need more information on product
environmental compliance?**

Email productcompliance@molex.com
 For a multiple part number RoHS Certificate of Compliance, [click here](#)

Please visit the [Contact Us](#) section for any non-product compliance questions.

Search Parts in this Series
[71308Series](#)

Process Temperature max. C

260

Material Info

Old Part Number

A713080004N

Reference - Drawing Numbers

Product Specification

PS-71308, RPS-71308-001

Sales Drawing

SD-71308-001

This document was generated on 03/30/2010

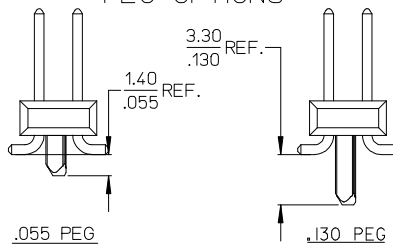
PLEASE CHECK WWW.MOLEX.COM FOR LATEST PART INFORMATION

OPTIONAL
PICK AND PLACE CAP
SEE NOTES 4 & 9.




| DIM. "M" | DIM. "G" |
|--------------|---------------|
| 6.10 .240 | 10.67 .420 |
| 8.13 .320 | 12.70 .500 |

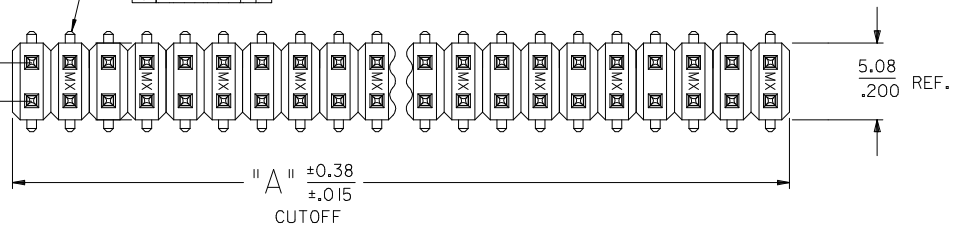
PEG OPTIONS



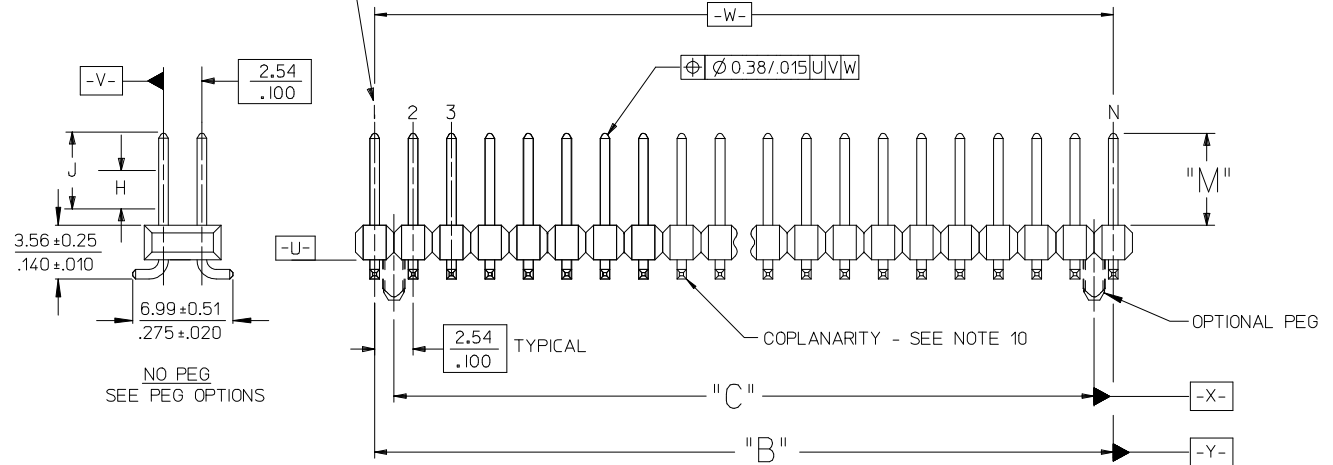
P.C. BOARD PAD LAYOUT
AT ENDS FOR NO PEG VERSION.



ROW "A"
ROW "B"



USED TO LOCATE VOIDED CIRCUITS



NOTES:

- MATERIALS: INSULATOR: GLASS FILLED LIQUID CRYSTAL POLYMER (LCP), UL94 V-0, COLOR: BLACK
TERMINAL: COPPER ALLOY
- FINISH:
59 TIN - 0.00150/0.00059 MINIMUM BRIGHT TIN OVER NICKEL OVERALL.
150 TIN - 0.00381/0.00150 MINIMUM BRIGHT TIN OVER NICKEL OVERALL.
15 GOLD - 0.00038/0.00015 MINIMUM GOLD IN SELECT AREA OVER 0.00191/0.00075 MINIMUM TIN IN SELECT AREA OVER NICKEL OVERALL.
30 GOLD - 0.00076/0.00030 MINIMUM GOLD IN SELECT AREA OVER 0.00191/0.00075 MINIMUM TIN IN SELECT AREA OVER NICKEL OVERALL.
50 GOLD - 0.00127/0.00050 MINIMUM GOLD IN SELECT AREA OVER 0.00254/0.00100 MINIMUM TIN IN SELECT AREA OVER NICKEL OVERALL.
* THE PRIMARY SHIPPING CARTON WILL BE LABELED "COMPLIANT TO RoHS DIRECTIVE 2002/95/EC AND ELV ANNEX II OF DIRECTIVE 2000/53/EC". CARTONS WITHOUT THIS LABEL MAY CONTAIN PRODUCT WITH LEAD.
- PART TO CONFORM TO PS-71308.
- PACKAGING (SEE CHARTS):
BULK: PER PK-70873-0353
TUBES: PER PK-70873-0041.
71308-82** IN TUBES: PER PK-70873-042.
TUBES W/ VAC CAPS: PER PK-70873-0691
TAPE AND REEL W/ VAC CAPS: PER PK-70873-0805.
SEE SHEET 3 FOR TAPE & REEL PRODUCT WITH SHALLOW POCKET REQUIREMENTS.
- TYP. DIMENSIONS FOR LANDS SURROUNDING HOLES FOR RETENTION PEGS.
- PIN SOLERABILITY PER MOLEX SPEC. ES-152.
- SEE SHEETS 2-5 FOR CHARTED DIMS., PART/EDP NO'S, AND VOIDED CIRCUITS.
- PIN PUSHOUT FORCE: 3 LBS. MINIMUM.
- PICK-N-PLACE CAPS WILL BE PLACED SO THAT VACUUM PICK UP AREA WILL BE IN CENTER OF PART.
- COPLANARITY FOR CIRCUIT SIZES UP TO 40 IS 0.15 MM/0.006 INCH. FOR CIRCUIT SIZES 42 AND LARGER, CONTACT MOLEX SALES DEPARTMENT.
- THIS PART CONFORMS TO CLASS B REQUIREMENTS OF COSMETIC SPECIFICATION PS-45499-002.

| | |
|---------------------|-------------|
| 12CKT TAPE & REEL | DESCRIPTION |
| EC NO: UCP2009-2465 | 2009/08/04 |
| DRWN:KIPPER | 2009/08/07 |
| CHKD:SSOUSEK | 2009/08/10 |
| APPR:FSMITH | 2009/08/10 |
| REV | |
| K3 | |

| |
|-----------------|
| QUALITY SYMBOLS |
| ▽=0 |
| ▽=0 |

| | |
|--|------|
| GENERAL TOLERANCES (UNLESS SPECIFIED) | |
| mm | INCH |
| 4 PLACES ± --- ± --- | |
| 3 PLACES ± --- ± .005 | |
| 2 PLACES ± 0.13 ± .010 | |
| 1 PLACE ± 0.25 ± --- | |
| ANGULAR ± 1/2° | |
| DRAFT WHERE APPLICABLE MUST REMAIN WITHIN DIMENSIONS | |

| | | | |
|-----------------|---|--------------------------|------------------------|
| DIMENSION STYLE | SCALE | DESIGN UNITS | THIRD ANGLE PROJECTION |
| MM/IN | | INCH | |
| DRAWN BY | DATE | TITLE | |
| KMS | 1999/10/15 | SALES ASSY INSULATOR | |
| CHECKED BY | DATE | DUAL ROW SMT W/BREAK-OFF | |
| KMS | 1999/10/15 | .025SQ PIN GULLWING .100 | |
| APPROVED BY | DATE | MOLEX MOLEX INCORPORATED | |
| KMS | 1999/10/15 | | |
| MATERIAL NO. | DOCUMENT NO. | SHEET NO. | |
| SEE TABLES | SD-71308-001 | 1 OF 6 | |
| SIZE | THIS DRAWING CONTAINS INFORMATION THAT IS PROPRIETARY TO MOLEX INCORPORATED AND SHOULD NOT BE USED WITHOUT WRITTEN PERMISSION | | |

| IN TAPE AND REEL WITH SHALLOW POCKET TAPE | | | | | | | | | | BULK / IN TUBES | | |
|---|--------|------------|----------------------------|----------------------------|---------------|---------------|--|--|--|-----------------|---------------|------|
| PACKAGING SEE NOTE 4, SHT 1 | | 4-8 CKT | TAPE-N-REEL W/ VAC CAPS | TAPE-N-REEL W/ VAC CAPS | | | | | | BULK | BULK | |
| | | 10-100 CKT | TAPE-N-REEL W/ VAC CAPS | TAPE-N-REEL W/ VAC CAPS | | | | | | TUBES | TUBES | |
| DIM. M±0.25 MM | | | 6.10 (.240) | 6.10 (.240) | | | | | | 8.13 (.320) | 13.59 (.535) | |
| PLATING | | | 30 GOLD | 15 GOLD | | | | | | 150 TIN | 150 TIN | |
| DIM. H | | | 2.54 (.100) | 2.54 (.100) | | | | | | 4.57 (.180) | 4.57 (.180) | |
| DIM. J | | | 5.08 (.200) | 5.08 (.200) | | | | | | 7.11 (.280) | 7.11 (.280) | |
| CKTS | DIM. A | | DIM. B | | EDP NUMBER | EDP NUMBER | | | | EDP NUMBER | EDP NUMBER | CKTS |
| | MM | IN | MM | IN | | | | | | | | |
| 04 | 5.08 | .200 | 2.54 | .100 | | | | | | | | 04 |
| 06 | 7.62 | .300 | 5.08 | .200 | | 015-91-6068 | | | | | | 06 |
| 08 | 10.16 | .400 | 7.62 | .300 | | 015-91-6088 | | | | | | 08 |
| 10 | 12.70 | .500 | 10.16 | .400 | | 015-91-6108 | | | | 713088010 | 71308-8210 | 10 |
| 12 | 15.24 | .600 | 12.70 | .500 | | | | | | | | 12 |
| 14 | 17.78 | .700 | 15.24 | .600 | 015-91-6148 | | | | | | | 14 |
| 16 | 20.32 | .800 | 17.78 | .700 | | | | | | 713088016 | | 16 |
| 18 | 22.86 | .900 | 20.32 | .800 | | | | | | | | 18 |
| 20 | 25.40 | 1.000 | 22.86 | .900 | | | | | | | | 20 |
| 22 | 27.94 | 1.100 | 25.40 | 1.000 | | | | | | | | 22 |
| 24 | 30.48 | 1.200 | 27.94 | 1.100 | | | | | | | | 24 |
| 26 | 33.02 | 1.300 | 30.48 | 1.200 | | | | | | | | 26 |
| 28 | 35.56 | 1.400 | 33.02 | 1.300 | | | | | | | | 28 |
| 30 | 38.10 | 1.500 | 35.56 | 1.400 | | | | | | | | 30 |
| 32 | 40.64 | 1.600 | 38.10 | 1.500 | | | | | | | | 32 |
| 34 | 43.18 | 1.700 | 40.64 | 1.600 | | | | | | | | 34 |
| 36 | 45.72 | 1.800 | 43.18 | 1.700 | | | | | | | | 36 |
| 38 | 48.26 | 1.900 | 45.72 | 1.800 | | | | | | | | 38 |
| 40 | 50.80 | 2.000 | 48.26 | 1.900 | | | | | | | | 40 |
| 42 | 53.34 | 2.100 | 50.80 | 2.000 | | | | | | | | 42 |
| 44 | 55.88 | 2.200 | 53.34 | 2.100 | | | | | | | | 44 |
| 46 | 58.42 | 2.300 | 55.88 | 2.200 | | | | | | | | 46 |
| 48 | 60.96 | 2.400 | 58.42 | 2.300 | | | | | | | | 48 |
| 50 | 63.50 | 2.500 | 60.96 | 2.400 | | | | | | | | 50 |
| 52 | 66.04 | 2.600 | 63.50 | 2.500 | | | | | | | | 52 |
| 54 | 68.58 | 2.700 | 66.04 | 2.600 | | | | | | | | 54 |
| 56 | 71.12 | 2.800 | 68.58 | 2.700 | | | | | | | | 56 |
| 58 | 73.66 | 2.900 | 71.12 | 2.800 | | | | | | | | 58 |
| 60 | 76.20 | 3.000 | 73.66 | 2.900 | | | | | | | | 60 |
| 62 | 78.74 | 3.100 | 76.20 | 3.000 | | | | | | | | 62 |
| 64 | 81.28 | 3.200 | 78.74 | 3.100 | | | | | | | | 64 |
| 66 | 83.82 | 3.300 | 81.28 | 3.200 | | | | | | | | 66 |
| 68 | 86.36 | 3.400 | 83.82 | 3.300 | | | | | | | | 68 |
| 70 | 88.90 | 3.500 | 86.36 | 3.400 | | | | | | | | 70 |
| 72 | 91.44 | 3.600 | 88.90 | 3.500 | | | | | | | | 72 |
| 74 | 93.98 | 3.700 | 91.44 | 3.600 | | | | | | | | 74 |
| 76 | 96.52 | 3.800 | 93.98 | 3.700 | | | | | | | | 76 |
| 78 | 99.06 | 3.900 | 96.52 | 3.800 | | | | | | | | 78 |
| 80 | 101.60 | 4.000 | 99.06 | 3.900 | | | | | | | | 80 |
| 82 | 104.14 | 4.100 | 101.60 | 4.000 | | | | | | | | 82 |
| 84 | 106.68 | 4.200 | 104.14 | 4.100 | | | | | | | | 84 |
| 86 | 109.22 | 4.300 | 106.68 | 4.200 | | | | | | | | 86 |
| 88 | 111.76 | 4.400 | 109.22 | 4.300 | | | | | | | | 88 |
| 90 | 114.30 | 4.500 | 111.76 | 4.400 | | | | | | | | 90 |
| 92 | 116.84 | 4.600 | 114.30 | 4.500 | | | | | | | | 92 |
| 94 | 119.38 | 4.700 | 116.84 | 4.600 | | | | | | | | 94 |
| 96 | 121.92 | 4.800 | 119.38 | 4.700 | | | | | | | | 96 |
| 98 | 124.46 | 4.900 | 121.92 | 4.800 | | | | | | | | 98 |
| 100 | 127.00 | 5.000 | 124.46 | 4.900 | | | | | | | | 100 |

NO PEG VERSION
(ALSO SEE SHEET 2)

| | | | | | | | | | |
|---|-------------------------------|--|------------|--|------------|--|--------------|------------------------|--|
| SEE SHEET 1 EC NO: UCP2009-2465 DRW:KIPPER 2009/08/04 CHK:SSOUSEK 2009/08/07 APPR:FSMITH 2009/08/10 | QUALITY SYMBOLS ▽=0 ▽=0 | GENERAL TOLERANCES (UNLESS SPECIFIED) | | DIMENSION STYLE | | SCALE | DESIGN UNITS | THIRD ANGLE PROJECTION | |
| | | mm | INCH | MM/IN | | INCH | INCH | | |
| | | 4 PLACES ± --- | ± --- | DRAWN BY | DATE | TITLE | | | |
| | | 3 PLACES ± --- | ± .005 | KMS | 1999/10/15 | SALES ASSY INSULATOR DUAL ROW SMT W/BREAK-OFF .025SQ PIN GULLWING .100 | | | |
| 2 PLACES ± 0.13 | ± .010 | CHECKED BY | DATE | APPROVED BY | | MATERIAL NO. | | | |
| 1 PLACE ± 0.25 | ± --- | KMS | 1999/10/15 | KMS | | SD-71308-001 | | | |
| ANGULAR ±1/2° | | DRAFT WHERE APPLICABLE MUST REMAIN WITHIN DIMENSIONS | | SEE TABLE | | DOCUMENT NO. | | SHEET NO. | |
| | | | | THIS DRAWING CONTAINS INFORMATION THAT IS PROPRIETARY TO MOLEX INCORPORATED AND SHOULD NOT BE USED WITHOUT WRITTEN PERMISSION | | | | 3 OF 6 | |

| | | | | | | | | | | | | |
|----|----|-------------------------------|----------------|-------------|----------------------------|-------------|----------------------------|---|---|---|---|--|
| 13 | 12 | 11 | 10 | 9 | 8 | 6 | 5 | 4 | 3 | 2 | 1 | |
| | | PACKAGING SEE NOTE 4 SHT 1 | 4-8 CKT | BULK | TAPE-N-REEL W/ VAC CAPS | BULK | TAPE-N-REEL W/ VAC CAPS | | | | | |
| | | | 10-100 CKT | TUBES | TAPE-N-REEL W/ VAC CAPS | TUBES | TAPE-N-REEL W/ VAC CAPS | | | | | |
| | | | DIM. M±0.25 MM | | 6.10 (.240) | | 6.10 (.240) | | | | | |
| | | | PLATING | | 30 GOLD | | 150 TIN | | | | | |
| | | | DIM. H | | 2.54 (.100) | | 2.54 (.100) | | | | | |
| | | DIM. J | | 5.08 (.200) | | 5.08 (.200) | | | | | | |

| CKTS | DIM. A | | DIM. B | | DIM. C | | EDP NUMBER | | EDP NUMBER | | EDP NUMBER | | EDP NUMBER | | EDP NUMBER | | CKTS |
|------|--------|-------|--------|-------|--------|-------|-------------|-------------|------------|------------|------------|--|------------|--|------------|--|------|
| | MM | IN | MM | IN | MM | IN | | | | | | | | | | | |
| 04 | 5.08 | .200 | 2.54 | .100 | ---- | ---- | 015-91-1048 | 015-91-6047 | | | | | | | | | 04 |
| 06 | 7.62 | .300 | 5.08 | .200 | 2.54 | .100 | 015-91-1068 | 015-91-6067 | 71308-6106 | 71308-6206 | | | | | | | 06 |
| 08 | 10.16 | .400 | 7.62 | .300 | 5.08 | .200 | 015-91-1088 | 015-91-6087 | 71308-6108 | 71308-6208 | | | | | | | 08 |
| 10 | 12.70 | .500 | 10.16 | .400 | 7.62 | .300 | 015-91-1108 | 015-91-6107 | 71308-6110 | 71308-6210 | | | | | | | 10 |
| 12 | 15.24 | .600 | 12.70 | .500 | 10.16 | .400 | 015-91-1128 | | | | | | | | | | 12 |
| 14 | 17.78 | .700 | 15.24 | .600 | 12.70 | .500 | 015-91-1148 | 015-91-6147 | | | | | | | | | 14 |
| 16 | 20.32 | .800 | 17.78 | .700 | 15.24 | .600 | 015-91-1168 | 015-91-6167 | | | | | | | | | 16 |
| 18 | 22.86 | .900 | 20.32 | .800 | 17.78 | .700 | 015-91-1188 | | | | | | | | | | 18 |
| 20 | 25.40 | 1.000 | 22.86 | .900 | 20.32 | .800 | 015-91-1208 | 015-91-6207 | | | | | | | | | 20 |
| 22 | 27.94 | 1.100 | 25.40 | 1.000 | 22.86 | .900 | 015-91-1228 | | | | | | | | | | 22 |
| 24 | 30.48 | 1.200 | 27.94 | 1.100 | 25.40 | 1.000 | 015-91-1248 | | | | | | | | | | 24 |
| 26 | 33.02 | 1.300 | 30.48 | 1.200 | 27.94 | 1.100 | 015-91-1268 | | 71308-6126 | | | | | | | | 26 |
| 28 | 35.56 | 1.400 | 33.02 | 1.300 | 30.48 | 1.200 | 015-91-1288 | | | | | | | | | | 28 |
| 30 | 38.10 | 1.500 | 35.56 | 1.400 | 33.02 | 1.300 | 015-91-1308 | | | | | | | | | | 30 |
| 32 | 40.64 | 1.600 | 38.10 | 1.500 | 35.56 | 1.400 | 015-91-1328 | | | | | | | | | | 32 |
| 34 | 43.18 | 1.700 | 40.64 | 1.600 | 38.10 | 1.500 | 015-91-1348 | | | | | | | | | | 34 |
| 36 | 45.72 | 1.800 | 43.18 | 1.700 | 40.64 | 1.600 | 015-91-1368 | | | | | | | | | | 36 |
| 38 | 48.26 | 1.900 | 45.72 | 1.800 | 43.18 | 1.700 | 015-91-1388 | | | | | | | | | | 38 |
| 40 | 50.80 | 2.000 | 48.26 | 1.900 | 45.72 | 1.800 | 015-91-1408 | 015-91-6407 | | | | | | | | | 40 |
| 42 | 53.34 | 2.100 | 50.80 | 2.000 | 48.26 | 1.900 | 015-91-1428 | | | | | | | | | | 42 |
| 44 | 55.88 | 2.200 | 53.34 | 2.100 | 50.80 | 2.000 | 015-91-1448 | | | | | | | | | | 44 |
| 46 | 58.42 | 2.300 | 55.88 | 2.200 | 53.34 | 2.100 | 015-91-1468 | | | | | | | | | | 46 |
| 48 | 60.96 | 2.400 | 58.42 | 2.300 | 55.88 | 2.200 | 015-91-1488 | | | | | | | | | | 48 |
| 50 | 63.50 | 2.500 | 60.96 | 2.400 | 58.42 | 2.300 | 015-91-1508 | 015-91-6507 | | | | | | | | | 50 |
| 52 | 66.04 | 2.600 | 63.50 | 2.500 | 60.96 | 2.400 | 015-91-1528 | | | | | | | | | | 52 |
| 54 | 68.58 | 2.700 | 66.04 | 2.600 | 63.50 | 2.500 | 015-91-1548 | | | | | | | | | | 54 |
| 56 | 71.12 | 2.800 | 68.58 | 2.700 | 66.04 | 2.600 | 015-91-1568 | | | | | | | | | | 56 |
| 58 | 73.66 | 2.900 | 71.12 | 2.800 | 68.58 | 2.700 | 015-91-1588 | | | | | | | | | | 58 |
| 60 | 76.20 | 3.000 | 73.66 | 2.900 | 71.12 | 2.800 | 015-91-1608 | | | | | | | | | | 60 |
| 62 | 78.74 | 3.100 | 76.20 | 3.000 | 73.66 | 2.900 | 015-91-1628 | | | | | | | | | | 62 |
| 64 | 81.28 | 3.200 | 78.74 | 3.100 | 76.20 | 3.000 | 015-91-1648 | | | | | | | | | | 64 |
| 66 | 83.82 | 3.300 | 81.28 | 3.200 | 78.74 | 3.100 | 015-91-1668 | | | | | | | | | | 66 |
| 68 | 86.36 | 3.400 | 83.82 | 3.300 | 81.28 | 3.200 | 015-91-1688 | | | | | | | | | | 68 |
| 70 | 88.90 | 3.500 | 86.36 | 3.400 | 83.82 | 3.300 | 015-91-1708 | | | | | | | | | | 70 |
| 72 | 91.44 | 3.600 | 88.90 | 3.500 | 86.36 | 3.400 | 015-91-1728 | | | | | | | | | | 72 |
| 74 | 93.98 | 3.700 | 91.44 | 3.600 | 88.90 | 3.500 | 015-91-1748 | | | | | | | | | | 74 |
| 76 | 96.52 | 3.800 | 93.98 | 3.700 | 91.44 | 3.600 | 015-91-1768 | | | | | | | | | | 76 |
| 78 | 99.06 | 3.900 | 96.52 | 3.800 | 93.98 | 3.700 | 015-91-1788 | | | | | | | | | | 78 |
| 80 | 101.60 | 4.000 | 99.06 | 3.900 | 96.52 | 3.800 | 015-91-1808 | | | | | | | | | | 80 |
| 82 | 104.14 | 4.100 | 101.60 | 4.000 | 99.06 | 3.900 | 71308-6082 | | | | | | | | | | 82 |
| 84 | 106.68 | 4.200 | 104.14 | 4.100 | 101.60 | 4.000 | 71308-6084 | | | | | | | | | | 84 |
| 86 | 109.22 | 4.300 | 106.68 | 4.200 | 104.14 | 4.100 | 71308-6086 | | | | | | | | | | 86 |
| 88 | 111.76 | 4.400 | 109.22 | 4.300 | 106.68 | 4.200 | 71308-6088 | | | | | | | | | | 88 |
| 90 | 114.30 | 4.500 | 111.76 | 4.400 | 109.22 | 4.300 | 71308-6090 | | | | | | | | | | 90 |
| 92 | 116.84 | 4.600 | 114.30 | 4.500 | 111.76 | 4.400 | 71308-6092 | | | | | | | | | | 92 |
| 94 | 119.38 | 4.700 | 116.84 | 4.600 | 114.30 | 4.500 | 71308-6094 | | | | | | | | | | 94 |
| 96 | 121.92 | 4.800 | 119.38 | 4.700 | 116.84 | 4.600 | 71308-6096 | | | | | | | | | | 96 |
| 98 | 124.46 | 4.900 | 121.92 | 4.800 | 119.38 | 4.700 | 71308-6098 | | | | | | | | | | 98 |
| 100 | 127.00 | 5.000 | 124.46 | 4.900 | 121.92 | 4.800 | 71308-6100 | | | | | | | | | | 100 |

SHORT PEG VERSION (.055")

| | | | | | | | | | |
|---|-------------------------------|---------------------------------------|--|--------------------------|--|------------------------------|----------------------|--|--|
| SEE SHEET 1 EC NO: UCP2009-2465 DRW:MKIPPER 2009/08/04 CHKD:SSOUSEK 2009/08/07 APPR:FSMITH 2009/08/10 K3 | QUALITY SYMBOLS ▽=0 ▽=0 | GENERAL TOLERANCES (UNLESS SPECIFIED) | | DIMENSION STYLE MM/IN | | SCALE | DESIGN UNITS INCH | THIRD ANGLE PROJECTION | |
| | | | | | | | | SALES ASSY INSULATOR DUAL ROW SMT W/BREAK-OFF .025SQ PIN GULLWING .100 MOLEX INCORPORATED | |
| | | | | | | | | | |
| | | | | | | | | | |
| DRAFT WHERE APPLICABLE MUST REMAIN WITHIN DIMENSIONS | | | | SEE TABLE | | DOCUMENT NO. SD-71308-001 | | SHEET NO. 5 OF 6 | |
| THIS DRAWING CONTAINS INFORMATION THAT IS PROPRIETARY TO MOLEX INCORPORATED AND SHOULD NOT BE USED WITHOUT WRITTEN PERMISSION | | | | | | | | | |

