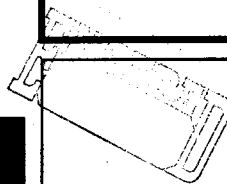


15R6CTN&P



**100 AMP
 150 VOLTS
 50nsec
 EPID®**

CENTERTAP RECTIFIER

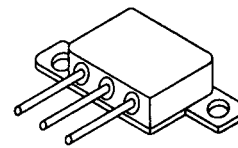
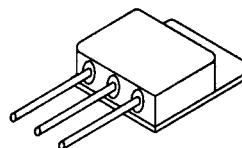
Designer's Data Sheet

FEATURES:

- **EPID®** High Voltage Schottky Process
- Minimal recovery time and leakage increase over temperature versus comparable rectifiers
- Lower capacitance than conventional Schottkys
- Hyper Fast Recovery: 50 nsec Maximum
- High Surge Rating
- Hermetically Sealed Power Package
- Gold Eutectic Die Attach available
- Ultrasonic Aluminum Wire Bonds
- Higher Voltage classes available
- Common anode configuration: 15R6CAN&P
- Doubler configuration: 15R6DN&P
- TX, TXV and Space Level Screening Available

TO-258

TO-259



MAXIMUM RATINGS

RATING	SYMBOL	VALUE	UNIT
Peak Repetitive Reverse and DC Blocking Voltage 15R6CTN&P	VRRM	150	Volts
	VRWM		
	VR		
Average Rectified Forward Current (Resistive Load, 60Hz, Sine Wave, TA=25°C)	IO	100	Amps
Peak Surge Current (8.3 ms Pulse, Half Sine Wave, TA=25°C) note 1	IFSM	600	Amps
Operating and storage temperature	Top & Tstg	-65 to +200	°C
Maximum Thermal Resistance Junction to Case, each individual diode Junction to Case, both legs tied together	RθJC	1.25	°C/W
		0.75	

Note 1 Per leg

NOTE: All specifications are subject to change without notification. SCD's for these devices should be reviewed by SSDI prior to release.

DATA SHEET#: RH0145 A

MED

15R6CTN&P

PRELIMINARY



SOLID STATE DEVICES, INC

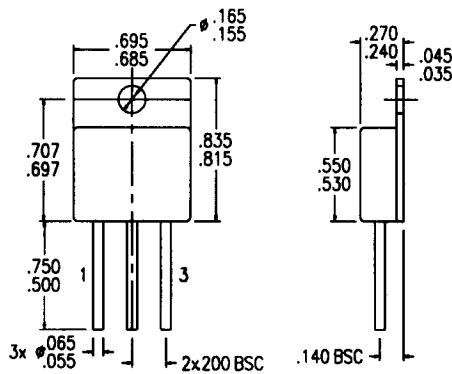
14849 Firestone Boulevard · La Mirada, CA 90638
 Phone: (714) 670-SSDI (7734) · Fax: (714) 522-7424

ELECTRICAL CHARACTERISTICS (Per leg)

CHARACTERISTICS	SYMBOL	MAXIMUM	UNIT
Instantaneous Forward Voltage Drop (IF = 25 Adc, TA=25°C, 300µs Pulse) (IF = 50 Adc, TA=25°C, 300µs Pulse)	VF	0.92 1.05	Vdc
Instantaneous Forward Voltage Drop (IF = 25 Adc, TA= 100°C, 300µs Pulse) (IF = 25 Adc, TA= - 55°C, 300µs Pulse)	VF	0.82 1.04	Vdc
Reverse Leakage Current (Rated VR, TA=25°C, 300µs pulse minimum)	IR	100	µA
Reverse Leakage Current (Rated VR, TA=100°C, 300µs pulse minimum)	IR	2	mA
Junction Capacitance (VR = 10 Vdc, TA=25°C, f= 1 MHz)	CJ	250	pf
Reverse Recovery Time (IF=500mA, IR=1 A, IRR=250mA, TA=25°C)	trr	50	nsec

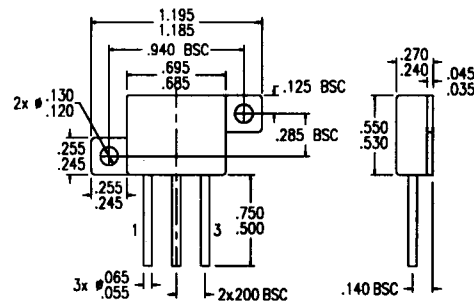
CASE OUTLINE: TO-258

PIN 1: ANODE 1
 PIN 2: CATHODE
 PIN 3: ANODE 2



CASE OUTLINE: TO-259

PIN 1: ANODE 1
 PIN 2: CATHODE
 PIN 3: ANODE 2



TYPICAL OPERATING CURVES

TA=25°C Unless otherwise specified

