

Connector in molded plastic on both sides - K-8E-M23M9/2,0-H00/M23F8-C5-S - 1622244

Please be informed that the data shown in this PDF Document is generated from our Online Catalog. Please find the complete data in the user's documentation. Our General Terms of Use for Downloads are valid (<http://phoenixcontact.com/download>)



Connector in molded plastic on both sides, Length: 2 m, Color of outer sheath: orange RAL 2003

Why buy this product

- ✓ Transmission of signals, data, and power in just a single connector
- ✓ CAT5 data interface
- ✓ Our standard: robust halogen-free PUR cable
- ✓ Simple and safe: 100% electrically tested and assembled ready for use
- ✓ Designs with pre-assembled cables on one or both sides
- ✓ Customer-specific assemblies and cable lengths can be supplied



Key Commercial Data

Packing unit	1 STK
Minimum order quantity	2 STK
Custom tariff number	85444290
Country of origin	Germany

Technical data

Environmental Product Compliance

REACH SVHC	DOTe 15571-58-1
------------	-----------------

Conductor length	2 m
Nominal current	26 A

Connector specifications

Connector in molded plastic on both sides - K-8E-M23M9/2,0-H00/M23F8-C5-S - 1622244

Technical data

Connector specifications

Type	straight plastic-sheathed
Housing material	PUR
Thread type	M23
Locking type	SPEEDCON locking
Degree of protection	IP67, when in locked state
	IP68, when in locked state
Number of positions	4+4+4+PE
Direction of rotation	Standard
Type of contact	Socket
Insertion/withdrawal cycles	100
Max. current	30 A
Voltage	630 V AC
Overvoltage category	III
Degree of pollution	3
Rated surge voltage	6 kV

Cable specifications

Type of cable	HDSL11Y
Signal type	CAT5
Transmission speed	100 Mbps (Data interface)
Shielded	yes
Cable structure	(5x 2.5 + 4x 0.34/C + 4x 0.5) C
Cable structure (AWG)	(14 AWG/ 5 + 22 AWG/ 4c + 20 AWG) C
External cable diameter	14.6 mm ±0.4 mm
Outer sheath, material	PUR
Material wire insulation	TPM (TPM/TPM/polyolefin)
External sheath, color	orange RAL 2003
Single wire, color	Black 1, black 2, black 3, black 4, green/yellow (Power wires: black U/ L1, black V/ L2, black W/ L3, black N/ 4, green/yellow)
	brown, violet, black, green (Signal wires)
	blue, yellow, white, orange (Data wires)
Nominal voltage, cable	1000 V (300 V signal)
Test voltage	4 kV (1.5 kV signal)
Rated current	26 A (Power, according to DIN VDE 0298-4 tab. 11/5)
	8 A (Signal, according to DIN VDE 0298-4 tab. 11/5)
	3.6 A (Data, according to DIN VDE 0298-4 tab. 11/5)
Smallest bending radius, fixed installation	73 mm

Connector in molded plastic on both sides - K-8E-M23M9/2,0-H00/M23F8-C5-S - 1622244

Technical data

Cable specifications

Smallest bending radius, movable installation	148 mm
Number of bending cycles	1000000
Traversing path	6 m
Acceleration	2.5 m/s ²
Ambient temperature for fixed installation	-40 °C ... 80 °C
Ambient temperature for flexible installation	-30 °C ... 60 °C
Special properties	Flexible cable conduit capable
Flame resistance	IEC 60332-1-2
Halogen-free	According to EN 50267-2-1
Resistance to oil	EN 60811-2-1

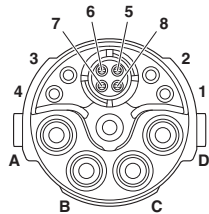
Connector specifications (second page)

Type	straight plastic-sheathed
Housing material	PUR
Thread type	M23
Locking type	SPEEDCON locking
Degree of protection	IP67, when in locked state IP68, when in locked state
Number of positions	4+4+4+PE
Direction of rotation	Standard
Type of contact	Male connector
Insertion/withdrawal cycles	100
Max. current	30 A
Voltage	630 V AC
Overvoltage category	III
Degree of pollution	3
Rated surge voltage	6 kV

Drawings

Connector in molded plastic on both sides - K-8E-M23M9/2,0-H00/M23F8-C5-S - 1622244

Schematic diagram



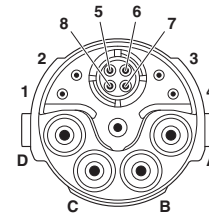
Socket pin assignment

Cable cross section



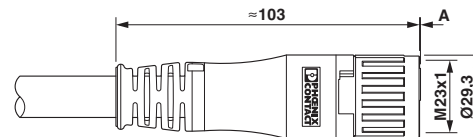
Socket side, dimension A = 0 mm

Schematic diagram

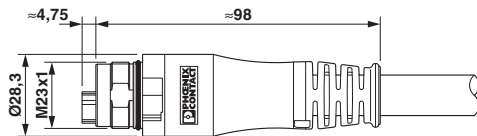


Pin assignment of pin

Dimensional drawing

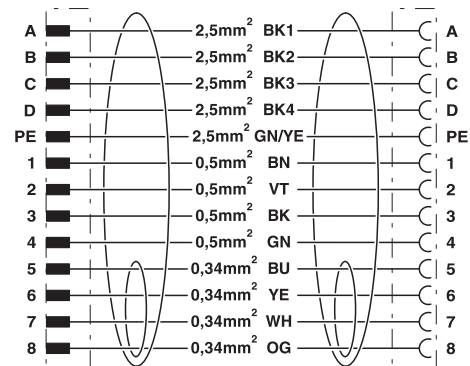


Dimensional drawing



Pin side

Circuit diagram



Contact assignment of M23 plugs/sockets

Classifications

eCl@ss

eCl@ss 5.1	27260702
eCl@ss 8.0	27440102
eCl@ss 9.0	27440103

Connector in molded plastic on both sides - K-8E-M23M9/2,0-H00/M23F8-C5-S - 1622244

Classifications

ETIM

ETIM 5.0	EC002635
----------	----------

Approvals


Approvals


Approvals

UL Listed / cUL Listed / EAC / cULus Listed


Ex Approvals

Approval details

UL Listed  http://database.ul.com/cgi-bin/XYV/template/LISEXT/1FRAME/index.htm E468743-20150929	
Nominal current IN	16 A
Nominal voltage UN	600 V

cUL Listed  http://database.ul.com/cgi-bin/XYV/template/LISEXT/1FRAME/index.htm E468743-20150929	
Nominal current IN	16 A
Nominal voltage UN	600 V

EAC B.00767

cULus Listed 
--

Accessories

Accessories

Connector in molded plastic on both sides - K-8E-M23M9/2,0-H00/M23F8-C5-S - 1622244

Accessories

Conductor marking

Insert label - PABA WH/23 - 1013779



Insert label, Strip, white, unlabeled, can be labeled with: Plotter, Mounting type: Thread on, Cable diameter: 1.5-35 mm, Lettering field: 23 x 4 mm

Insert label - PABA YE/23 - 1013782



Insert label, Strip, yellow, unlabeled, can be labeled with: Plotter, Mounting type: Thread on, Cable diameter: 1.5-35 mm, Lettering field: 23 x 4 mm
