

AC charging cable - EV-T1M3C-1AC32A-5,0M6,0ESBK00 - 1623389

Please be informed that the data shown in this PDF Document is generated from our Online Catalog. Please find the complete data in the user's documentation. Our General Terms of Use for Downloads are valid (<http://phoenixcontact.com/download>)



AC charging cable with Vehicle Connector, open cable end, with protective cap, Type 1, IEC 62196-2, SAE J1772, 32 A / 250 V (AC), Design line Standard, Cable: 5 m, black, straight, Mating face: gray, Griffbereich: gray

Product Description

AC charging cable with Vehicle Connector and open cable end for charging electric vehicles (EV) with alternating current (AC) via type 1 Vehicle Inlets, for installation at charging stations for E-Mobility (EVSE)



Key Commercial Data

Packing unit	1 STK
Custom tariff number	85444290
Country of origin	Germany

Technical data

Product definition

Product type	AC charging cable with Vehicle Connector, open cable end, with protective cap
Type	Design line 1
Standards/regulations	IEC 62196-2
	SAE J1772
Charging standard	Type 1
Charging mode	Mode 3
Type of charging current	AC single-phase

Dimensions

Height	72.6 mm
Width	55.2 mm
Depth	235.9 mm

AC charging cable - EV-T1M3C-1AC32A-5,0M6,0ESBK00 - 1623389

Technical data

Dimensions

Conductor length	5 m
Stripping length	45 mm ±10 mm

Ambient conditions

Ambient temperature (operation)	-30 °C ... 50 °C
Ambient temperature (storage/transport)	-40 °C ... 80 °C
Max. altitude	5000 m (above sea level)
Degree of protection	IP44 (plugged in)
	IP54 (Protective cap)

Electrical properties

Maximum charging power	8 kW
Number of phases	1
Number of power contacts	3 (L1, N, PE)
Rated current of power contacts	32 A
Rated voltage for power contacts	250 V AC
Number of signal contacts	2 (CP, CS)
Rated current for signal contacts	2 A
Rated voltage for signal contacts	30 V AC
Type of signal transmission	Pulse width modulation
Resistor coding	480 Ω (Lever actuated)
	150 Ω (Lever not actuated)

Mechanical properties

Insertion/withdrawal cycles	> 10000
Insertion force	< 75 N
Withdrawal force	< 75 N

Design

Design line	Standard
Housing color	black
Pin connector pattern color	gray
Color handle area	gray
Actuating element color	gray
Color protective cap	black
Label	14.1 mm x 44.8 mm (customer logo on request)

Material

Housing material	Plastic
Material connection profile	Plastic

AC charging cable - EV-T1M3C-1AC32A-5,0M6,0ESBK00 - 1623389

Technical data

Material

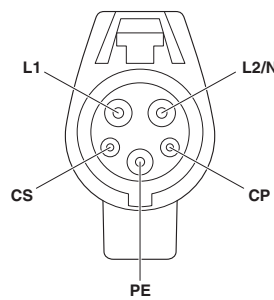
Material handle area	Soft plastic
Actuating lever material	Metal
Material protective cap	Soft plastic
Material surface of contacts	Ag

Cable

Cable structure	3 x 6.0 mm ² + 1 x 0.5 mm ² (prEN 50620, VDE Reg. 8789 class 5)
External cable diameter	12.8 mm ±0.4 mm
Type of conductor	straight
Outer sheath, material	TPE-U
External sheath, color	black
Minimum bending radius	192 mm (15 x diameter)

Drawings

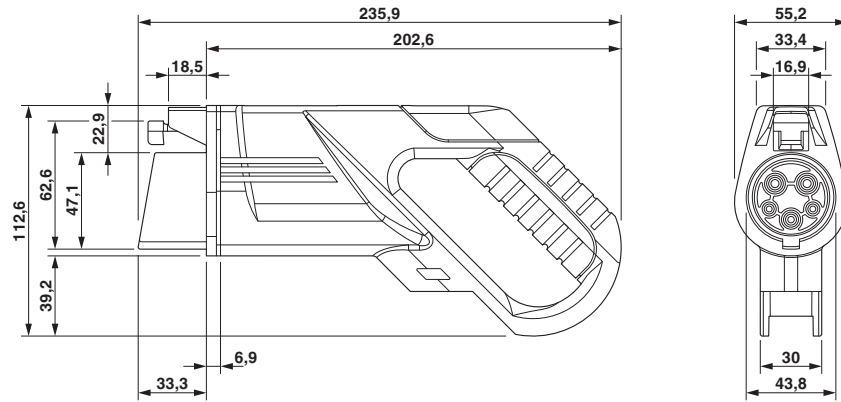
Connection diagram



Pin assignment of the Vehicle Connector

AC charging cable - EV-T1M3C-1AC32A-5,0M6,0ESBK00 - 1623389

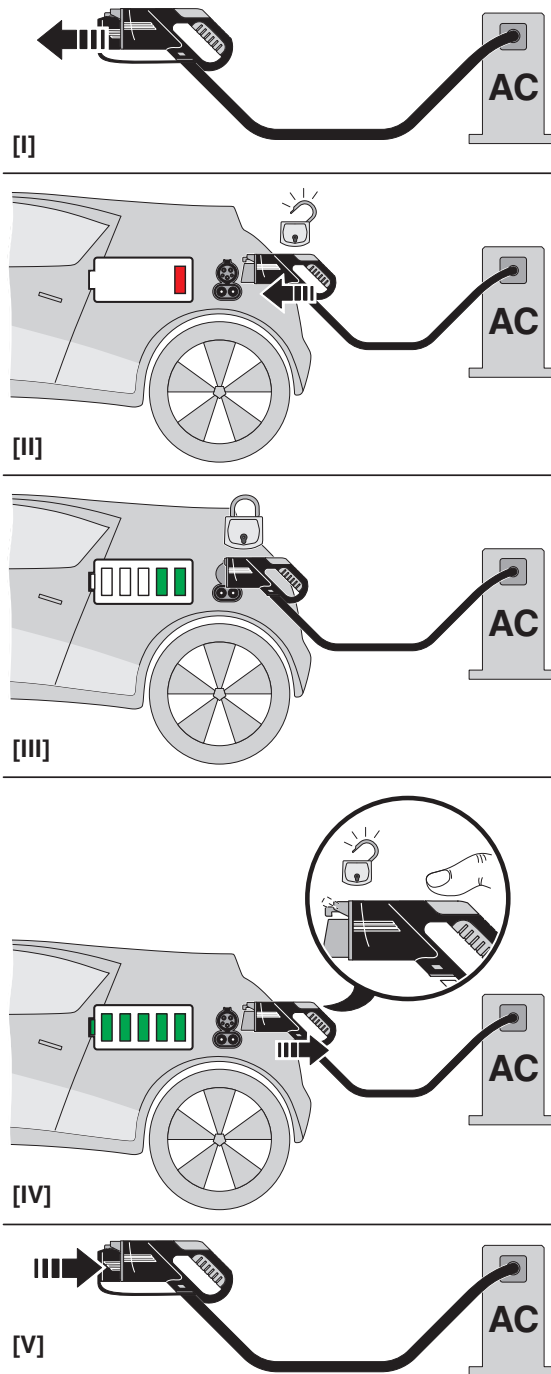
Dimensional drawing



Dimensional drawing of Vehicle Connector

AC charging cable - EV-T1M3C-1AC32A-5,0M6,0ESBK00 - 1623389

Schematic diagram



AC charging cable - EV-T1M3C-1AC32A-5,0M6,0ESBK00 - 1623389

Classifications

eCl@ss

eCl@ss 8.0	27059290
eCl@ss 9.0	27144705

ETIM

ETIM 5.0	EC002839
----------	----------

Accessories

Accessories

Mounting material

Holder - EV-T1AC-PARK - 1624139

